



ORDINARY MEETING OF THE COUNCIL
GEWONE VERGADERING VAN DIE RAAD
INTLANGANISO YESIQHELO YEBHUNGA

A G E N D A

I-AJENDA

DATE / DATUM / UMHLA : 26 JULY / JULIE / JULAYI 2023
VENUE / PLEK / INDAWO : BANQUETING HALL /
BANKETSAAL
CIVIC CENTRE / BURGERSENTRUM / IZIKO LOLUNTU
HERMANUS
TIME / TYD / IXESHA : 10:00

MUNICIPALITY / MUNISIPALITEIT / UMASIPALA WE-OVERSTRAND

Office of the Municipal
Manager
Municipal Offices
HERMANUS

18 July / Julie / Julayi 2023

NOTICE TO ALL ALDERMEN & COUNCILLORS

ORDINARY MEETING OF THE OVERSTRAND MUNICIPAL COUNCIL

NOTICE IS HEREBY GIVEN that an **ORDINARY MEETING** of the **OVERSTRAND MUNICIPAL COUNCIL** will be held in the **Banqueting Hall, Civic Centre, Hermanus**, on **WEDNESDAY, 26 JULY 2023 at 10:00** to consider the business set forth in the subjoined agenda.

The attention of Councillors is directed to the Code of Conduct for Councillors, Schedule 7 of the Local Government : Municipal Structures Act, 1998 (Act 117 of 1998).

D O'NEILL
MUNICIPAL MANAGER

KENNISGEWING AAN ALLE RAADSHERE & RAADSLEDE

GEWONE VERGADERING VAN DIE OVERSTRAND MUNISIPALE RAAD

KENNIS WORD HIERMEE GEGEE dat 'n **GEWONE VERGADERING** van die **OVERSTRAND MUNISIPALE RAAD** gehou sal word in die **Banketsaal, Burgersentrum, Hermanus**, op **WOENSDAG, 26 JULIE 2023 om 10:00** om die sake op meegaande sakelys te bespreek.

Raadslede se aandag word gevestig op die Gedragskode vir Raadslede, Skedule 7 van die Wet op Plaaslike Regering : Munisipale Strukture, 1998 (Wet 117 van 1998).

D O'NEILL
MUNISIPALE BESTUURDER

ISAZISO ESIYA KUBO BONKE OOCEBAKHULU NOOCEBA

INTLANGANISO YESIQHELO YEBHUNGA LIKAMASIPALA WE-OVERSTRAND

OKU KUKWAZISA ukuba intlanganiso **YESIQHELO yeBHUNGA LIKAMASIPALA WE-OVERSTRAND**, iza kuba se **I-Banqueting Hall, kwiZiko LoLUNTU, eHermanus, uLWESITHATHU, Umhla we 26 JULAYI 2023, ngeye-10:00** ukuqwalasela imicimbi ekule ajenda iqhotyoshelwe apha.

OCeba bayacelwa ukuba baqwalasele isikhokelo sokuziphatha sooCeba, iShedyuli 7 kaRhulumente wooMasipala: uMthetho weeNkqubo zikaMasipala, uMthetho -1998 (uMthetho we-117 ka-1998).

D O'NEILL
UMPHATHI KAMASIPALA

AGENDA/...

COUNCIL

26 July 2023

INDEX

<u>ITEM</u>	<u>PAGE NUMBER</u>
1. OPENING	1
2. APPLICATIONS FOR LEAVE OF ABSENCE	1
3. CONFIRMATION OF MINUTES	1
4. STATEMENTS AND COMMUNICATIONS BROUGHT FORWARD BY THE SPEAKER / EXECUTIVE MAYOR	1
5. CONSIDERATION OF RECOMMENDATIONS MADE BY THE EXECUTIVE MAYOR TO COUNCIL, IN TERMS OF SECTION 160(2) OF THE CONSTITUTION, 1996, AND SECTION 59(1)(a) OF THE LOCAL GOVERNMENT: MUNICIPAL SYSTEMS ACT 2000 (ACT 32 OF 2000)	2
5.1 SIGNED PERFORMANCE AGREEMENTS OF THE MUNICIPAL MANAGER AND SECTION 56 (DIRECTORS) APPOINTEES FOR 2023/24	2
6. CONSIDERATIONS OF REPORTS	
6.1 MONTHLY REPORT TO COUNCIL ON SUPPLY CHAIN MANAGEMENT (SCM) POLICY: PARAGRAPH 36, 16(1)(b) AND 17(1)(c) FOR JUNE 2023	3-10
6.2 OVERBERG DISTRICT MUNICIPALITY: PROPOSED CLOSURE OF MINOR ROADS 4018, 4019, 4020, 4021, 4022 AND 4023 GANSBAAI	11-22
6.3 A PORTION OF ERF 4565 HERMANUS: DEVIATION FROM THE ADMINISTRATION OF IMMOVABLE PROPERTY POLICY OF 2015 – HERMANUS PUBLIC PROTECTION (NPC)	23-28
6.4 A PORTION OF ERF 4565 HERMANUS: DEVIATION FROM THE ADMINISTRATION OF IMMOVABLE PROPERTY POLICY OF 2015 – SOUTH AFRICAN POLICE SERVICE	29-34
6.5 ERF 1179 HAWSTON: RECOMMENDATION TO USE THE PROPERTY AS AN EXTENSION OF THE HAWSTON THUSONG CENTRE	35-42

ITEM		PAGE NUMBER
6.6	SUPPLY CHAIN MANAGEMENT IMPLEMENTATION REPORT – 2022/2023: 4th QUARTER: 01 APRIL 2023 TO 30 JUNE 2023	43-63
6.7	ANNUAL SUPPLY CHAIN MANAGEMENT IMPLEMENTATION REPORT IN TERMS OF PARAGRAPH 6(2)(a) OF THE POLICY: 2022/2023	64-139
6.8	ANNUAL STOCK TAKING FOR 2022/2023: MUNICIPAL STORES	140-203
6.9	QUARTERLY BANK ACCOUNT WITHDRAWALS IN TERMS OF SECTION 11(4) OF THE MFMA FOR THE QUARTER ENDED JUNE 2023	204-206
6.10	BUDGET REPORT AND SERVICE DELIVERY AND BUDGET IMPLEMENTATION PLAN (SDBIP) FOR THE QUARTER ENDED JUNE 2023	207-292
6.11	RIGHT OF PRE-EMPTION: ERF 2793 HAWSTON SITUATED AT 4 BEVERLEY STREET, HAWSTON (<i>IN COMMITTEE</i>)	293
7.	URGENT MATTERS SUBMITTED BY THE MUNICIPAL MANAGER (IF ANY)	294
8.	CONSIDERATION OF NOTICES OF MOTIONS / QUESTIONS	294
9.	CONSIDERATION OF MOTIONS OF EXIGENCY (IF ANY)	294

1. **OPENING**

2. **APPLICATIONS FOR LEAVE OF ABSENCE**

3. **CONFIRMATION OF MINUTES**
 - 3.1 Minutes of an **Ordinary Meeting** of the **Overstrand Municipal Council** held on **Wednesday, 28 June 2023** at **10:00**
 - 3.2 Minutes of a **Special Meeting** of the **Overstrand Municipal Council** held on **Tuesday, 18 July 2023** at **09:00**

4. **STATEMENTS AND COMMUNICATIONS BROUGHT FORWARD BY THE SPEAKER / EXECUTIVE MAYOR**
 - 4.1 Schulphoek Housing Project

5. CONSIDERATION OF RECOMMENDATIONS MADE BY THE EXECUTIVE MAYOR TO COUNCIL, IN TERMS OF SECTION 160(2) OF THE CONSTITUTION, 1996, AND SECTION 59(1)(a) OF THE LOCAL GOVERNMENT: MUNICIPAL SYSTEMS ACT 2000 (ACT 32 OF 2000)

5.1 SIGNED PERFORMANCE AGREEMENTS OF THE MUNICIPAL MANAGER AND SECTION 56 (DIRECTORS) APPOINTEES FOR 2023/24

(ITEM 5 PAGE 1 : MAYORAL COMMITTEE MEETING : 12 JULY 2023)

RECOMMENDATION TO THE COUNCIL:

that the signed performance agreements of the Municipal Manager and Section 56 (Directors) appointees for 2023/24 **be noted**.

RESPONSIBLE OFFICIAL :

RG LOUW

TARGET DATE FOR IMPLEMENTATION :

31 JULY 2023

6. CONSIDERATION OF REPORTS**6.1****MONTHLY REPORT TO COUNCIL ON SUPPLY CHAIN MANAGEMENT (SCM) POLICY: PARAGRAPH 36, 16(1)(b) AND 17(1)(c) FOR JUNE 2023****C Le Roux
3 July 2023****Deputy Director: Finance & SCM****(028) 313 8107**

1. Executive Summary

The purpose of this report is to inform Council of all deviations from the Supply Chain Management Policy, approved by the delegated authority in terms of Paragraph 36 of the Supply Chain Management Policy, approvals in terms of Paragraph 16(1)(b) and 17(1)(c) for June 2023.

2. Service Delivery and Budget Implementation Plan - IGNITE

Directorate: Finance
Department: Supply Chain Management

3. Compliance with Strategic Priorities

Provision of democratic, accountable and ethical governance
Provision and maintenance of municipal services

4. Delegated Authority

None

5. Legal Requirements

Local Government: Municipal Finance Management Act 2003, (Act 56 of 2003)
Local Government: Municipal Systems Act 2000, (Act 32 of 2000)
Overstrand Municipality Supply Chain Management Policy dated 25 June 2008, as amended.

6. Background/Discussion/Evaluation/Conclusion**Background**

The purpose of this report is to ensure that Council maintains oversight over the implementation of the Supply Chain Management Policy. In terms of Paragraph 36(2) of the said policy, the Accounting Officer must record the

reasons for any deviations in terms of Paragraph 36(1) of the policy and report same to council.

Discussion

A. Deviations - Paragraph 36(1)(a)

Paragraph 36(1)(a) of Council's Supply Chain Management (SCM) Policy allows circumstances for deviations from the procurement processes. Furthermore, the policy requires in Paragraph 36(2), that the reasons for any deviations from the procurement processes must be recorded and be reported to Council.

Deviations approved in terms of Paragraph 36(1)(a) for June 2023 is attached as **Annexure A**.

B. Awards in terms of Paragraph 16(1)(b) and 17(1)(c)

In terms of Paragraph 16(1)(b) and 17(1)(c) of the SCM Policy, where the Written or Formal Written Price Quotation process has been followed for procurement and it is not possible to obtain at least three quotations, the reasons must be recorded and approved by the Chief Financial Officer (CFO) or an official designated by the CFO.

In terms of Paragraph 16(1)(b) and 17(2) of the said policy, the designated official must report all such approvals made by the official in terms of their sub-delegation to the Chief Financial Officer.

A schedule of all such approvals for June 2023 is attached as per **Annexure B**.

C. Value of all Awards (Procurement transactions)

All procurement transactions undertaken with regards to tenders and formal written price quotations (in excess of R30 000) and written price quotations (below R30 000) awarded in terms of the Supply Chain Management Policy for June 2023.

A schedule of these awards for June 2023 is attached as **Annexure C1 and C2**.

7. Financial Implications

None

8. Staff Implications

None

9. Comments from other Departments, Divisions and Administrations

None

10. Annexures

Annexure A: Schedule of deviations from the procurement processes approved in terms of sub-delegations

Annexure B: Schedule of approvals in terms of Paragraph 16(1)(b) and 17(1)(c)

Annexure C: Schedule of awards made through the Bid Committee system, and formal written price quotations in excess of R30 000 and all price quotations below R30 000

RECOMMENDATION TO THE COUNCIL:

1. that the deviations from the procurement processes, approved in terms of the delegated authority for June 2023, **be noted**;
2. that the awards made in terms of Paragraph 16(1)(b) and 17(1)(c), approved in terms of the delegated authority for June 2023, **be noted**; and
3. that the awards made through the Bid Committee system, and formal written price quotations in excess of R30 000 and all price quotations below R30 000 for June 2023, **be noted**.

RESPONSIBLE OFFICIAL :**C LE ROUX****TARGET DATE FOR IMPLEMENTATION :****TO BE NOTED**



SCHEDULE OF DEVIATIONS IN TERMS OF CLAUSE 36(1)(a) OF THE SCM POLICY - OVERSTRAND MUNICIPALITY - JUNE 2023

#	Request	Supplier	Approved Date	Deviation in Terms of Clause 36(1)(a)	Amount Operational	Amount Capital	VAT	Value of the Deviation	Comments / Line description
1	5003486/2022	Custom One (Pty) Ltd	19-Jun-23	36(1)(a)(i)	R. 4 702,61	R. -	R. 717,39	R. 5 500,00	High Pressure Cleaning at Daves and Jan Rabbe Tidal Pools
2	5003486/2022	ABB South Africa (Pty) Ltd	08-Jun-23	36(1)(a)(i)	R. 25 177,89	R. -	R. 3 776,68	R. 28 954,57	Fault Finding and Reset of Critical Alarms at Waterbay 10KV Switching Station
3	5003486/2022	J Buttenberg t/a SA Employment Law Services CC	02-Jun-23	36(1)(a)(v)	R. 30 000,00	R. -	R. -	R. 30 000,00	Investigation into Misconduct of a Fulltime Shop Steward who allegedly provided the answers and questions of an interview to a candidate
4	5003486/2022	Schipper & Soms (Pty) Ltd	02-Jun-23	36(1)(a)(v)	R. 43 478,26	R. -	R. 6 321,24	R. 50 000,00	Repair Hermanus Stores and Fleet Management Generator
5	5003486/2022	PG Uniforms CC	21-Jun-23	36(1)(a)(v)	R. 1 153 730,43	R. -	R. 173 056,57	R. 1 326 787,00	Purchase of Uniform for Protection Services
6	5003487/2022	Gentoo t/a Hannegan KG	28-Jun-23	36(1)(a)(i)	R. 20 971,24	R. -	R. 3 345,69	R. 24 316,93	Municipal Head Office Generator call-out & repair
7	5003486/2022	Chartered Institute of Government Finance Audit and Risk Officers t/a CIGF ARO (AFRO)	28-Jun-23	36(1)(a)(v)	R. 3 231,30	R. -	R. 484,70	R. 3 736,00	2023 CIGF ARO Public Sector Finance Seminar
8	5003486/2022	Stanford Security Services (Pty) Ltd	28-Jun-23	36(1)(a)(v)	R. 106 361,03	R. -	R. 15 964,15	R. 122 325,18	Provision of Alarm Monitoring Service
		R. 409 982,17			R. -	R. 61 497,31	R. 471 479,50		
		R. 135 304,35			R. -	R. 20 295,65	R. 155 600,00		
TOTAL					R. 1 952 995,29	R. -	R. 285 440,89	R. 2 238 436,18	



Schedule of approvals in terms of Clause 17(2) of the SCM Policy - Overstrand Municipality - June 2023									
10									
11									
ing time and date of submission of quotation									
Received only two quotes at closing time and date of submission of quotation									
#	Order #	Supplier	Date	Value (Excl. VAT)	VAT	Value (incl. VAT)	Reason Code	Comments / Line description	
1	263546	HERMANUS GAS CC	20230414	R 17 584,35	R 2 637,65	R 20 222,00		10 GAS INSTALLATION - GEYSER INSTALLATION, CDC & TRAVEL	
2	263564	CHARNAUDE & CO (PTY) LTD	20230414	R 34 000,00	R 2 100,00	R 36 100,00		10 10 X FLINT 25L DAWPACK	
3	263567	EUROPA BOUERS (EUROPA WW)	20230414	R 19 000,00	R -	R 19 000,00		10 SUPPLY & INSTALL ALUMINIUM OUTSIDE SLIDING DOOR	
4	263581	BLUE LINE INDUSTRIES (PTY) LTD	20230413	R 20 083,48	R 3 012,52	R 23 096,00		10 SHURE BLX1286 / MX153	
5	263590	MANDI WATER HERMANUS	20230414	R 2 370,44	R 355,56	R 2 726,00		10 20L WATER DISPENSER BOTTLE	
6	263603	YELLOW MANGO TRADING CC	20230412	R 12 652,18	R 1 897,82	R 14 550,00		10 SHOES FOR ICT STAFF	
7	263544	SPARKS AND ELLIS	20230411	R 3 488,00	R 523,20	R 4 011,20		11 MENS SHOES FOR LAW ENFORCEMENT	
8	263545	NOLADA R (PTY) LTD	20230414	R 7 850,00	R 1 177,50	R 9 027,50		11 WHITE LINE MARKING LIQUID 10L	
9	263565	VIRGIL APPEL BOUERS	20230414	R 29 990,00	R -	R 29 990,00		11 BUILD-UP CUPBOARDS	
10	263566	FG UNIFORMS CC	20230607	R 22 110,00	R 3 316,50	R 25 426,50		11 UNIFORM FOR FIRE SERVICES	
11	263572	ENDLESS JOURNEY MEDIA AND PROJECTS	20230526	R 2 500,00	R -	R 2 500,00		11 PHOTOGRAPHER FOR SPORTS & RECREATION	
12	263585	NOLADA R (PTY) LTD	20230330	R 3 310,00	R 496,50	R 3 806,50		11 WINDOW 1 800X1450 25MM ALUMINIUM VENETIAN CHARCOAL	
13	263616	BUTTER FLOUR (PTY) LTD	20230613	R 7 010,00	R -	R 7 010,00		11 PROVISION OF CATERING FOR A 2 DAY WORKSHOP FOR 22 PEOPLE	
14	SC2400/2023	AJM AND FIRE (PTY) LTD	20230107	R 149 102,63	R 22 365,37	R 171 468,00		11 SUPPLY, DELIVERY AND LICENSING OF NEW WEAPONRY FOR OVERSTRAND MUNICIPALITY OFFICERS	
15	SC2397/2023	RIGTECH AND SERVICES CC	20230107	R 132 195,11	R 19 829,27	R 152 024,38		10 HIRING OF SHIPPING CONTAINERS	
TOTAL				R 443 246,19	R 57 711,89	R 500 958,08			

SUPPLY CHAIN MANAGEMENT REPORT IN TERMS OF CLAUSE 3(D) OF THE SCM POLICY TENDERS & FORMAL WRITTEN QUOTATIONS AWARDED TO THE HIGHEST POINTS AS WELL AS TENDERS CANCELLED IN TERMS OF COUNCIL'S PREFERENTIAL PROCUREMENT POLICY - JUNE 2023													
#	Tender #	Description	Directorate	Adjudication	Awarded to	B-BBEE Level	Points for locality	Completion Period	Amount Operational	Amount Capital	VAT @ 15%	Total / Estimated Amount (incl. VAT)	
1	SC2017A/2020	Amendment of Contract No. SC2017/2020: Provision of Cleaning Services for the Gantshani / Stanford Areas	Community Services	29-Jun-23	Various contractors	N/A	N/A	31-Oct-23	R 494 955,61	-	-	R 494 955,61	
2	SC2311/2022	Provision of Cabling Services for the Klermond Area for a Contract Period Ending 30 June 2023	Community Services	27-Jun-23	Cancelled - due to changed circumstances and insufficient funding to cover the total envisaged expenditure	N/A	N/A	N/A	-	-	-	Cancelled	
3	SC2316/2023	Laboratory Services for Monitoring Water Quality in Overstrand Municipal Area	Infrastructure & Planning	09-Jun-23	Integral Labor Services (Pty) Ltd	0	3	30-Jun-26	R 6 192 700,00	-	R 928 905,00	R 7 121 605,00	
4	SC2314/2023	Supply & Delivery of an AL16mm ² ALPE ABC Bundle Conductor	Infrastructure & Planning	02-Jun-23	Aberdare Cables (Pty) Ltd	1	3	Once-off	R 107 478,00	-	R 36 12,70	R 123 590,70	
5	SC2317/2023	Supply & Delivery of Ford Tied Hybrid Inverter and Battery System	Infrastructure & Planning	02-Jun-23	Loco Electrical Wholesalers (Pty) Ltd	0	3	Once-off	R 166 729,04	-	R 25 009,36	R 191 738,40	
6	SC2312/2023	Appointment of a Professional Consultant to Conduct Noise Impact Assessments as and when needed in the Overstrand Area	Infrastructure & Planning	27-Jun-23	Acu-Chron (Pty) Ltd	0	3	30-Jun-26	R 900 000,00	-	R 135 000,00	R 1 035 000,00	
7	SC2314/2023	Supply & Delivery of Lamps & Gy Electricity Prepared Meters Cash Power Gem Up or Similar	Infrastructure & Planning	19-Jun-23	Landin+Gyr (Pty) Ltd	1	0	Once-off	-	R 156 000,00	R 23 400,00	R 179 400,00	
8	SC2315/2023	Baboon Management Programme in the Overstrand Municipal Area	Infrastructure & Planning	02-Jun-23	Cancelled - insufficient funding to cover the total envisaged expenditure	N/A	N/A	Once-off	-	-	-	Cancelled	
9	SC2316/2023	Supply & Delivery of Galvalume Sheet Steel Sign Poles complete with Caps and Pins	Finance	21-Jun-23	Stature (Pty) Ltd	0	0	Once-off	R 146 626,09	-	R 21 993,91	R 168 620,00	
10	SC2315/2023	Supply and Delivery of Large Electrical Backing Board for Ready Board	Infrastructure & Planning	28-Jun-23	Martha Trading (Pty) Ltd	1	3	Once-off	-	R 70 200,00	-	R 70 200,00	
11	SC2315/2023	Supply & Delivery of Dual Frequency Cable Location System	Infrastructure & Planning	26-Jun-23	Rio Specialised Products Solutions (Pty) Ltd	1	3	Once-off	-	R 51 850,00	R 8 077,50	R 61 927,50	
12	SC2317/2023	Hiring of Shipping Containers	Protection Services	26-Jun-23	Ripch and Services (Pty) Ltd	0	10	31-Dec-23	R 132 195,11	-	R 19 820,27	R 152 015,38	
13	SC2318/2023	Supply & Delivery of 20m High Mast Light Poles with Light Brackets	Infrastructure & Planning	19-Jun-23	Sectional Poles (Pty) Ltd	0	0	Once-off	-	R 170 820,00	R 25 623,00	R 196 443,00	
14	SC2400/2023	Supply, Delivery and Licensing of New Weaponry for Overstrand Municipality Officers	Protection Services	26-Jun-23	Arm and Fire (Pty) Ltd	0	10	Once-off	-	R 149 202,61	R 22 365,39	R 171 468,00	
TOTAL									R 8 040 693,85	R 999 972,61	R 1 206 323,13	R 9 846 991,59	



PROCUREMENT BELOW R30 000 WRITTEN QUOTATIONS IN TERMS OF COUNCIL'S PREFERENTIAL PROCUREMENT POLICY - JUNE 2023

#	Requisition #	Order #	Order Date	Creditor Name	Amount (Inc VAT)	VAT	Amount (Inc VAT)	Description of goods/service
1	130511	263542	01/06/2023	PROLINEA OFFICE FURNITURE	R 15 522,00	R 2 328,30	R 17 850,30	SUPPLY AND INSTALL BLINDS
2	131518	263543	01/06/2023	BIDVEST WAL TONS	R 1 451,36	R 217,70	R 1 669,06	RUBBERSTAMPS
3	131081	263544	01/06/2023	SPARKS AND ELLIS	R 3 488,00	R 523,20	R 4 011,20	MENS SHOES
4	131372	263545	01/06/2023	NOLADA 8 (PTY) LTD	R 7 850,00	R 1 177,50	R 9 027,50	WHITE LINE MARKING LIQUID
5	131359	263546	01/06/2023	HERMANUS GAS CC	R 17 584,35	R 2 637,65	R 20 222,00	SUPPLY AND INSTALL GAS
6	131762	263547	01/06/2023	SELWYN BARNARD	R 11 739,13	R 1 760,87	R 13 500,00	REMOVAL OF FURNITURE
7	130470	263549	01/06/2023	DIAZ STRAND HOTEL	R 2 234,78	R 335,22	R 2 570,00	ACCOMMODATION
8	131131	263551	01/06/2023	OFFICE FOR YOU (PTY) LTD	R 3 227,70	R 484,16	R 3 711,86	STATIONERY
9	130353	263552	02/06/2023	YELLOW MANGO TRADING CC	R 19 100,00	R 2 865,00	R 21 965,00	UHD SMART TV
10	131768	263553	02/06/2023	KAAP AGRI AGRIMARK LIQUOR	R 20 547,00	R 3 082,05	R 23 629,05	SAND BAGS
11	131748	263555	02/06/2023	MICINIANA TOURS	R 1 650,00	R -	R 1 650,00	TRANSPORTATION
12	131744	263556	02/06/2023	BUTTER FLOUR (PTY) LTD	R 5 725,00	R -	R 5 725,00	CATERING
13	131749	263558	05/06/2023	BOLAND BADGE AND ENGRAVIN	R 1 155,79	R 173,37	R 1 329,16	SUPPLY AND DELIVER OF THROPHY
14	131745	263559	05/06/2023	ENDLESS JOURNEY MEDIA AND	R 2 000,00	R -	R 2 000,00	HIRE OF SOUND SYSTEM
15	131285	263563	07/06/2023	NAMAKWA ENTERPRISE COURIE	R 15 545,00	R -	R 15 545,00	HYDRO BOILER
16	131327	263564	07/06/2023	CHARNAUDE & CO (PTY) LTD	R 14 000,00	R 2 100,00	R 16 100,00	FLINT 25L BACKPACK
17	131448	263565	07/06/2023	VIRGIL APPEL BOUERS	R 29 990,00	R -	R 29 990,00	BUILDING MAINTENANCE
18	131782	263566	07/06/2023	FG UNIFORMS CC	R 22 110,00	R 3 316,50	R 25 426,50	CLOTHING
19	131968	263567	07/06/2023	EUROPA BOUERS (EUROPA WW)	R 19 000,00	R -	R 19 000,00	BUILDING MAINTENANCE
20	131746	263572	08/06/2023	ENDLESS JOURNEY MEDIA AND	R 2 500,00	R -	R 2 500,00	PHOTOGRAPHY SERVICES
21	130985	263573	08/06/2023	BIG CHEST (PTY) LTD	R 15 387,00	R 2 308,05	R 17 695,05	FITNESS EQUIPMENT
22	131409	263574	08/06/2023	GATEWAY SUPERSPAR & TOPS	R 434,78	R 65,22	R 500,00	KITCHEN TOWELS
23	131775	263576	08/06/2023	OK FOODS GANSBAAI	R 752,90	R -	R 752,90	REFRESHMENTS
24	131766	263577	08/06/2023	HERMANUS MIDAS	R 461,50	R 69,22	R 530,72	FLEET
25	131525	263578	08/06/2023	ARTHUR AA	R 8 300,00	R -	R 8 300,00	WINDOW CLEANING
26	131204	263581	09/06/2023	BLUE LINE INDUSTRIES (PTY)	R 20 083,48	R 3 012,52	R 23 096,00	MIC SET
27	131765	263582	12/06/2023	EPC CONSUMABLES	R 8 675,00	R 1 301,25	R 9 976,25	D LINK AND SPF PORT
28	131534	263583	12/06/2023	OFFICE FOR YOU (PTY) LTD	R 2 634,60	R 395,19	R 3 029,79	STATIONERY
29	131784	263584	12/06/2023	BUTTER FLOUR (PTY) LTD	R 4 138,00	R -	R 4 138,00	CATERING
30	130310	263585	12/06/2023	NOLADA 8 (PTY) LTD	R 3 310,00	R 496,50	R 3 806,50	SUPPLY AND INSTALL BLINDS
31	131777	263587	13/06/2023	NOLADA 8 (PTY) LTD	R 3 600,00	R 540,00	R 4 140,00	REFLECTIVE TAPE
32	131791	263588	13/06/2023	FRYHOFF ALBERTYN APTEEK C	R 107,72	R 16,16	R 123,88	I.O.D
33	131792	263589	13/06/2023	FRYHOFF ALBERTYN APTEEK C	R 207,39	R 31,11	R 238,50	I.O.D
34	131374	263590	13/06/2023	MANZI WATER HERMANUS	R 2 370,43	R 355,57	R 2 726,00	ZOL WATER DISPENSER BOTTLE AND REFILLS

#	Requisition #	Order #	Order Date	Creditor Name	Amount (ExcVAT)	VAT	Amount (IncVAT)	Description of goods/service
35	131805	263592	14/06/2023	DREAM DEVELOPMENT TRUST	R 826,09	R 123,91	R 950,00	ACCOMMODATION
36	131798	263593	14/06/2023	INFINETIX (PTY) LTD	R 3 890,00	R 583,50	R 4 473,50	COMPUTER HARDWARE
37	131811	263596	19/06/2023	DREAM DEVELOPMENT TRUST	R 4 956,52	R 743,48	R 5 700,00	ACCOMMODATION
38	131132	263603	21/06/2023	YELLOW MANGO TRADING CC	R 12 652,17	R 1 897,83	R 14 550,00	SHOES FOR ICT STAFF
39	131733	263605	21/06/2023	EMERALD INFRASTRUCTURE SO	R 6 075,00	R 911,25	R 6 986,25	FAULT FINDING REPORT - GENERATOR
40	131819	263608	26/06/2023	BUTTER FLOUR (PTY) LTD	R 5 000,00	R -	R 5 000,00	CATERING FOR COUNCIL MEETING
41	130502	263609	27/06/2023	BIDVEST WAL TONS	R 21 991,30	R 3 298,70	R 25 290,00	SUPPLY AD DELIVERY OF FURNITURE
42	129739	263610	27/06/2023	ADUVO ENTERPRISES (PTY)	R 24 154,30	R 3 623,15	R 27 777,45	SUPPLY AND DELIVERY OF TABLES
43	1318034	263613	28/06/2023	KAAP AGRI AGRIMARK LIQUOR	R 1 299,98	R 195,00	R 1 494,98	PAINT AND ACCESSORIES
44	131801	263616	29/06/2023	BUTTER FLOUR (PTY) LTD	R 7 010,00	R -	R 7 010,00	CATERING FOR 2 DAYS RISK WORKSHOP
45	131829	263617	29/06/2023	HI-Q HERMANUS	R 2 173,91	R 326,09	R 2 500,00	WILLARD BATTERY
TOTALS					R 376 912,20	R 41 295,20	R 418 207,40	

6.2**OVERBERG DISTRICT MUNICIPALITY: PROPOSED CLOSURE OF MINOR ROADS 4018, 4019, 4020, 4021, 4022 AND 4023 GANSBAAI**

J Solomons
10 July 2023

Senior Manager: Operational Services

(028) 313 8156

1. Executive Summary

The purpose of this report is informing Council of the de-proclamation process and closure of minor roads 4018, 4019, 4020, 4021, 4022 AND 4023 GANSBAAI, as initiated and applied by Overberg District Municipality and applied to the Department of Transport & Public Works.

The proposal was advertised in the Hermanus Times on 21 June 2023 for public comments or objections by affected landowners and parties of which Overstrand Municipality was listed as an affected landowner and party.

2. Service Delivery and Budget Implementation Plan - IGNITE

Directorate: Community Services

3. Compliance with Strategic Priority

Provision of democratic, accountable, and ethical governance

4. Delegated Authority

None

5. Legal Requirements

Constitution of the Republic of South Africa, 1996
 Local Government: Municipal Structures Act, No 117 of 1998
 Local Government: Municipal Systems Act, Act No 32 of 2000
 Roads Ordinance 1976 (Ordinance 19 of 1976)

6. Background/Discussion/Evaluation/Conclusion**Background**

Overberg District Municipality applied to the Department of Roads and Public Works for the de-proclamation of minor roads 4018, 4019, 4020, 4021, 4022 and 4023 Gansbaai, on 4 May 2017. The minor roads are located within the municipal area of Gansbaai, thus in the Overstrand Municipal Area.

The de-proclamation process was initiated to ensure the responsibility, authority and ownership are vested in Overstrand Municipality. A notice of the proposal was advertised in the Hermanus Times on 21 June 2023 for public comments or objections by affected landowners and parties of which Overstrand Municipality was listed as an affected landowner and party.

The transfer of the roads means that the municipality will be responsible for the future maintenance and upgrades of the future roads. The engineering condition of the assets is unknown and must be included in the Pavement Management system of the municipality. Current life expectancy of the road infrastructure must be determined by a professional engineer as well as the assessment of other related assets e.g., stormwater infrastructure, street furniture as well as significant road signage. This effect of this de-proclamation process will have a financial impact on the Operational as well as Capital Budget of the municipality.

It is imperative that the assets must be of municipal standard and the related assets be transferred in a good condition to lower initial maintenance expenditure on the roads. It must be noted that the subject roads will not be physically closed but will be a change of status from Provincial proclaimed public road to public municipal street.

Public Participation Process

A notice of the proposal was advertised as per Roads Ordinance No 19 of 1976 [section 3(3)(b)(i)] in the Hermanus Times on 21 June 2023 for public comments or objections by affected landowners and parties of which Overstrand Municipality was listed as an affected landowner and party. The deadline for formal objections was indicated as 11 July 2023.

7. Financial Implications

The transfer of the roads means that the municipality will be responsible for the future maintenance and upgrades of the future municipal roads. This will have a financial impact on Overstrand Municipality.

8. Staff Implications

None

9. Comments from other Departments, Divisions and Administrations

None

10. Annexures

- Annexure A: Department of Roads & Transport Letter TPW 16/8/3- 20/23
Annexure B: Plan for proposed closures- RL65/16
Annexure C: Plan for proposed closures- RL65/17
Annexure D: List of properties affected/alongside the subject roads (*not attached, contains personal information*)
Annexure E: Printouts obtained from the Cape Town Deeds Office confirming ownership of the affected properties (*not attached, contains personal information*)

RECOMMENDATION TO THE COUNCIL:

1. that Council take note of de-proclamation process and closure of minor roads 4018, 4019, 4020, 4021, 4022 and 4023 GANSBAAI, as initiated and applied by Overberg District Municipality and applied to the Department of Transport & Public Works; and
2. that the Executive Mayor and the Municipal Manager engage with the Overberg District Municipality and Department of Roads and Public Works, and discuss the de-proclamation matters before the process is finalised.

RESPONSIBLE OFFICIALS :**SENIOR MANAGER:
OPERATIONAL SERVICES
GANSBAAI****TARGET DATE FOR IMPLEMENTATION :****01 AUGUST 2023**



Western Cape
Government

ANNEXURE A
1/7

Department Of Infrastructure
Tauhier Damon
Roads: Proclamations & Road Use
Tauhier.Damon@westerncape.gov.za | Tel: 021 463 3452

Reference: **TPW 16/8/3- 20/23 (Job 585)**
Enquiries: **T Damon**

Overstrand Local Municipality
PO Box 20
HERMANUS
7200

(For Attention: The Municipal Manager)

OVERBERG DISTRICT MUNICIPALITY: PROPOSED CLOSURE (DEPROCLAMATION TO THE STATUS OF MUNICIPAL STREETS) OF MINOR ROADS 4018, 4019, 4020, 4021, 4022 AND 4023: GANSBAAI

1. The attached application letter dated 4 May 2017, from the Overberg District Municipality, has reference.
2. The subject Minor Roads is regarded as being within the inner-municipal area of Gansbaai, your Council's jurisdictional area, and have therefore in terms of section 66(3) of the Roads Ordinance 1976 (Ordinance 19 of 1976), ceased to be classified as a Minor roads.
3. To ensure that ownership, responsibility, and authority in respect of the subject Minor Roads may be appropriately vested in the Overstrand Municipality, the process to deproclaim these Minor roads, have been initiated. The subject road will not be physically closed but will be a change of status from Provincial proclaimed public road to public municipal street.
4. Therefore, in order to adhere to the legal requirements (as prescribed by the Roads Ordinance No 19 of 1976 [section 3(3)(b)(i)]), arrangements have been made to advertise the proposal in the **HERMANUS TIMES on 21 June 2023**. For your further usage and records, attached please find the following documents: -
 - Notices (in English and Afrikaans) which will be published in the local press;
 - Plan RL.65/16 and RL.65/17 indicating the proposals.
 - List of properties affected/alongside the subject roads and;
 - Printouts obtained from the Cape Town Deeds Office confirming ownership of the affected properties.
5. It would therefore be appreciated if you could please: -
 - Serve a copy of the **notice and plan** on all the owners of properties which appear on the attached property list (referred to above), as well as on any other property owners/persons/institutions which the Council are aware of that might be affected by the proposal. Please ensure that the notice and plan

www.westerncape.gov.za

Transport and Public Works | Proclamations and
Road Use

reach these affected property owners before 21 June 2023 in order to comply with the legal requirement that affected parties must be afforded at least 21 days to submit objections. Non-compliance in this regard, may lead to the process being declared invalid and will therefore result in the re-advertisement of the proposal, which will not only result in unnecessary additional expenditure but will also cause delays in finalising the proposal. Preferably these notices should be sent via registered post and record should be kept of the relevant tracking numbers. However, should your Council for whatever reason not be able to serve the required notice and plan on the affected property owners before 21 June 2023, it should inform this Department immediately in order that alternative arrangements can be made to postpone the advertisement of the proposal in the press on the said date.

- Retain a copy of the plan and notice at your office for inspection by the public.
6. As soon as the period for the submission of objections expires on **11 July 2023**, it would be appreciated if the Council could inform the Department of any objections received.
 7. In the event of no objections being received against the proposal or the response/comments of the applicant regarding the objections being received by the Council, it would be expected of the Council to provide the Department with the following **via the office of the District Roads Engineer, Mr S Bain**: -
 - A list of all the property owners on whom the subject notice and plan was served as well as confirmation/ the tracking numbers in this regard;
 - The date on which these notices and plans were served on the property owners;
 - Confirmation that these property owners were afforded the prescribed 21 days to submit their objections/comments **before 11 July 2023**;
 - A list of any objections (if any) received against the proposal, as well as a copy of the said RL plan on which the names of these objectors are indicated against their properties;
 - Copies of all objections (if any);
 - Copies of all correspondence between the applicant and any objectors (if any);
 - Copies of all correspondence between the applicant and any farm workers/occupants living on the subject properties affected, and
 8. Please acknowledge receipt of this correspondence and confirm that the Council would be able to adhere to the deadlines/dates provided, alternatively please provide the Department immediately with alternative dates.
 9. Yours and the Council's co-operation in this regard would be appreciated.

Yours faithfully

T Damon

For: DEPUTY DIRECTOR-GENERAL: ROADS

Date: 9 June 2023

ENDORSEMENTS

1. The District Roads Engineer
Private Bag X6003
SOUTHERN PAARL
7624
(For Attention: Mr. S Bain)

(For your information)

Dear Sir

Attached are copies of the relevant plan and notice as well as Aktex printouts of the affected properties. Upon receipt of the Municipality's report, kindly provide me with your comments and recommendations.

Your co-operation is appreciated.

T Damon
for DEPUTY DIRECTOR-GENERAL: ROADS
Date: 9 June 2023

2. The Municipal Manager
Overberg District Municipality
Private Bag X22
BREDASDORP
7280
(For Attention: Mr M Van Eeden)

PROVINCIAL NOTICE: OVERBERG DISTRICT MUNICIPALITY: PROPOSED CLOSURE (DEPROCLAMATION TO THE STATUS OF MUNICIPAL STREETS) OF MINOR ROADS 4018, 4019, 4020, 4021, 4022 AND 4023: GANSBAAI

1. In terms of section 3 of Road Ordinance 19 of 1976, notice is hereby given that it is the intention of the Western Cape Minister of Infrastructure to close the existing public roads, Minor Roads 4018, 4019, 4020, 4021, 4022 and 4023 as described in the Schedule to this notice and situated in the area of the Overberg District. The closure will not be the physical closure of the roads, but a change of status, from proclaimed public roads to public municipal streets.
2. The locations and routes of the relevant roads are indicated by means of unbroken blue lines marked A-B-C-D-E on plan RL.65/16 and F-G-H-L-J-K on plan RL.65/17. Copies of the said plans is open for inspection during office hours at the office of Overberg District Municipality, Bredasdorp.
3. Any objections to the proposal must be lodged in writing with the Municipal Manager, Overberg District Municipality, 26 Long Street, Bredasdorp, 7280 on or before **11 July 2023**.

**ADV. H MALILA
DIRECTOR-GENERAL
PROVINCIAL BUILDING
WALE STREET
CAPE TOWN**

SCHEDULE

1. Minor Road 4018, from Divisional Road 1214 on the property 711/43 to its terminal point on Erf 87 Van Dyksbaai: a distance of about 1,3km.
2. Minor Road 4019, from Divisional Road 1214 on the property 711/43 to its terminal point on the property 711/8 Danger Point Lighthouse: a distance of about 5,5km.
3. Minor Road 4020, from Minor Road 4019 near the south-western beacon of Erf 29 Birkenhead to its terminal point on Erf 1405 Van Dyksbaai: a distance of about 2,5km.
4. Minor Road 4021, from Divisional Road 1214 on the property 708/9 to its terminal point near the south-eastern beacon of Erf 1549 Van Dyksbaai: a distance of about 775m.
5. Minor Road 4022, from Minor Road 4021 on the property 708/9 to its terminal point on the property 707 UKR West at the boundary common thereto and Erf 690 Franskraalstrand: a distance of about 4,1km.
6. Minor Road 4023, from Divisional Road 1214 on the property 708/9 near the north-eastern beacon of Erf 1052 Franskraalstrand to Minor Road 4022 near the easternmost beacon of Erf 311 Franskraalstrand: a distance of about 320m.

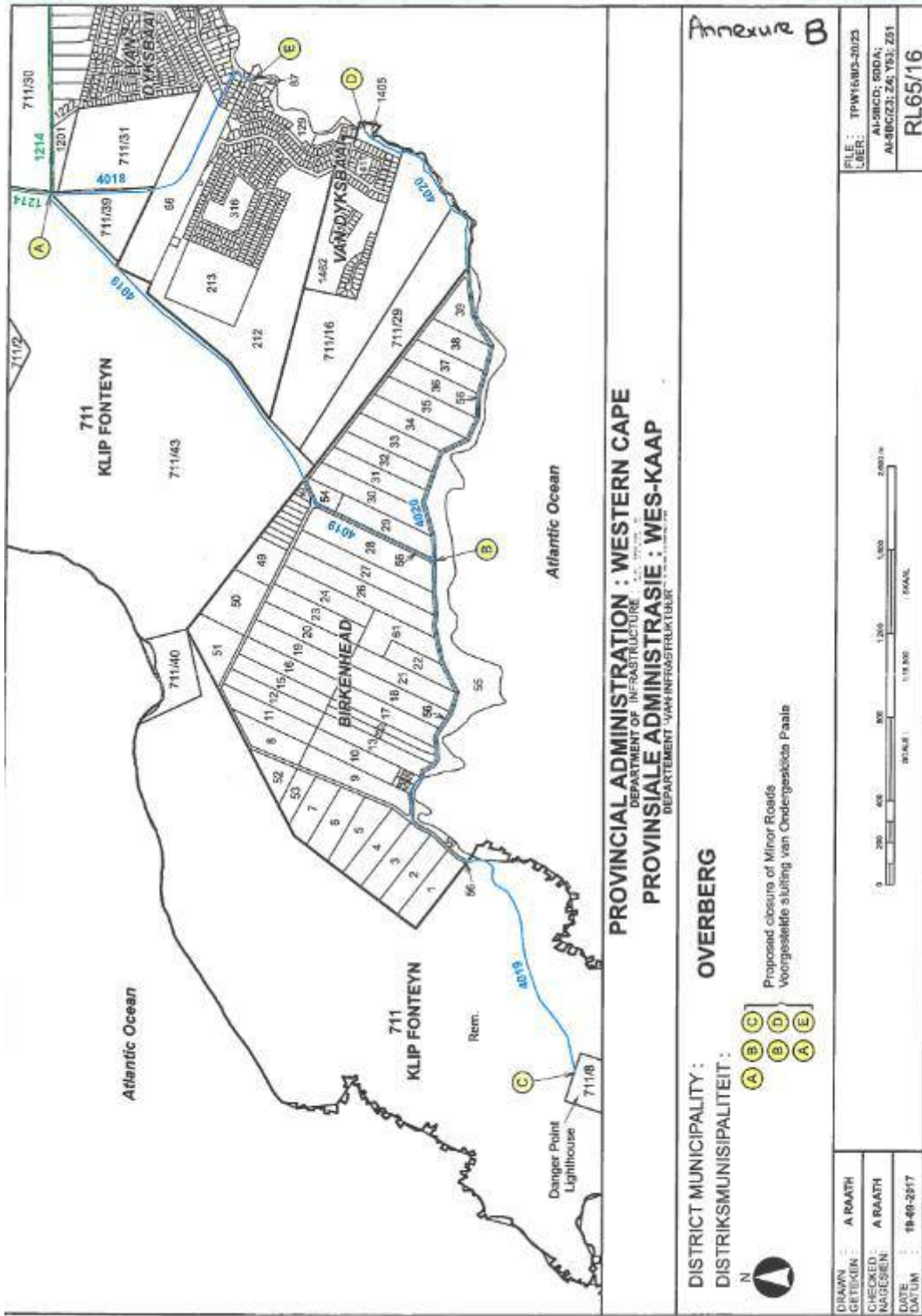
PROVINSIALE KENNISGEWING: OVERBERG DISTRIKSMUNISIPALITEIT: VOORGESTELDE SLUITING (DEPROKLAMASIE NA DIE STATUS VAN MUNISIPALE STRAAT) VAN ONDERGESKIKTE PAAIE 4018, 4019, 4020, 4021, 4022 EN 4023: GANSBAAI

1. Kennis geskied hiermee dat die Wes-Kaapse Minister van Infrastruktuur van voorneme is om, kragtens artikel 3 van die Ordonnansie op Paaie, 1976 (Ordonnansie 19 van 1976), die bestaande openbare paaie, Ondergeskikte Paaie 4018, 4019, 4020, 4021, 4022 en 4023 soos beskryf in die bylae van hierdie kennisgewing en geleë in die Overberg Distrik te sluit. Die sluiting sal nie die fisiese sluiting van die paaie wees nie, maar 'n verandering van status, van geproklameerde openbare paaie tot openbare munisipale strate.
2. Die ligging en roetes van die paaie word aangedui deur middel van ongebroke blou lyne gemerk A-B-C-D-E op plan RL.65/16 en F-G-H-L-J-K op plan RL.65/17. Afdrukke van die planne is gedurende kantoorure by die kantoor van die Overberg Distriksmunisipaliteit, Bredasdorp beskikbaar vir insae.
3. Enige besware teen die voorstel moet skriftelik by die Munisipale Bestuurder, Overberg Distriksmunisipaliteit, Langstraat 26, Bredasdorp, 7280 ingedien word voor of op **11 Julie 2023**.

**ADV. H MALILA
DIREKTEUR-GENERAAL
PROVINSIALE GEBOU
WAALSTRAAT
KAAPSTAD**

BYLAE

1. Ondergeskikte Pad 4018, vanaf Afdelingspad 1214 op die eiendom 711/43 tot by die eindpunt op Erf 87 Van Dyksbaai: 'n afstand van ongeveer 1,3 km.
 2. Ondergeskikte Pad 4019, vanaf Afdelingspad 1214 op die eiendom 711/43 tot by die eindpunt op die eiendom 711/8 Danger Point Lighthouse: 'n afstand van ongeveer 5,5 km.
 3. Ondergeskikte Pad 4020, vanaf Ondergeskikte Pad 4019 naby die suidwestelike baken van Erf 29 Birkenhead tot by die eindpunt op Erf 1405 Van Dyksbaai: 'n afstand van ongeveer 2,5 km.
 4. Ondergeskikte Pad 4021, vanaf Afdelingspad 1214 op die eiendom 708/9 tot by die eindpunt naby die suidoostelike baken van Erf 1549 Van Dyksbaai: 'n afstand van ongeveer 775 m.
 5. Ondergeskikte Pad 4022, vanaf Ondergeskikte Pad 4021 op die eiendom 708/9 tot by die eindpunt op die eiendom 707 UKR-Wes aan die grens algemeen daarby en Erf 690 Franskraalstrand: 'n afstand van ongeveer 4,1 km.
 6. Ondergeskikte Pad 4023, vanaf Afdelingspad 1214 op die eiendom 708/9 naby die noordoostelike baken van Erf 1052 Franskraalstrand tot Ondergeskikte Pad 4022 naby die oostelike baken van Erf 311 Franskraalstrand: 'n afstand van ongeveer 320 m.
-



Annexure B

PROVINCIAL ADMINISTRATION : WESTERN CAPE
 DEPARTMENT OF INFRASTRUCTURE
PROVINSIALE ADMINISTRASIE : WES-KAAP
 DEPARTEMENT VAN INFRASTRUKTUR

OVERBERG

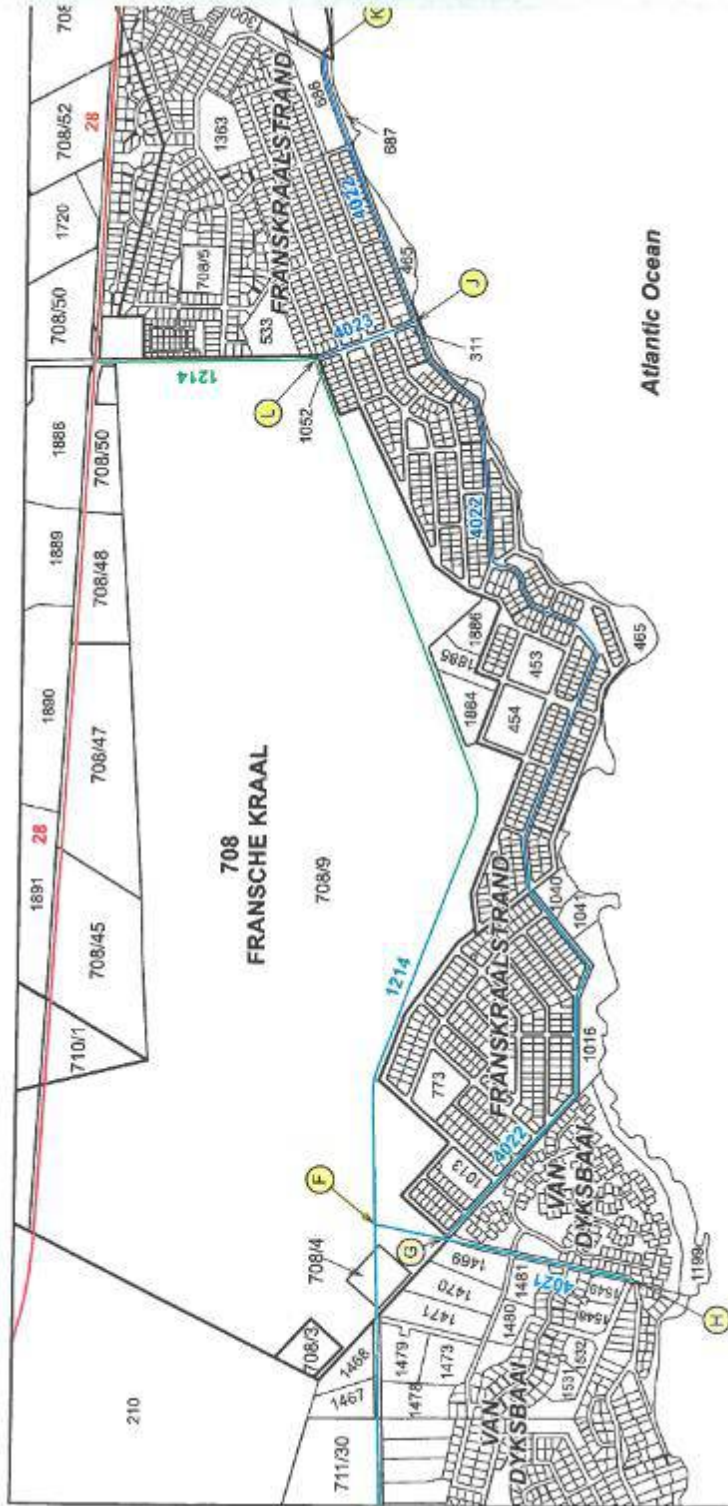
DISTRICT MUNICIPALITY :
 DISTRIKSMUNISIPALITEIT :

- (A)
- (B)
- (C)
- (D)
- (E)

Proposed closure of Minor Roads
 voorgestelde sluiting van Ondergeskiedte Paale



DRAWN : A RAATH	FILE : TPW16813-2023
CHECKED : A RAATH	UBER : AL5802; 80DA; AL58023; 26; 763; 261
DATE : 19-09-2017	SCALE : 1:10,000
	RL65/16



PROVINCIAL ADMINISTRATION : WESTERN CAPE
 DEPARTMENT OF INFRASTRUCTURE
PROVINSIALE ADMINISTRASIE : WES-KAAP
 DEPARTAMENT VAN INFRASTRUKTUR

OVERBERG

DISTRICT MUNICIPALITY :
 DISTRIKSMUNISIPALITEIT :



Proposed closure of Minor Roads
 Voorgestelde sluiting van Ondergeskepte Paale

Annexure C

6.3**A PORTION OF ERF 4565 HERMANUS: DEVIATION FROM THE ADMINISTRATION OF IMMOVABLE PROPERTY POLICY OF 2015 – HERMANUS PUBLIC PROTECTION (NPC)****N J Michaels
2 July 2023****Director : Protection Services****(028) 313 8054****1. Executive Summary**

To obtain approval for the deviation from conditions contained in paragraphs 4, 26 and 41 of the Administration of Immovable Property Policy of 2015 in order to:

- (a) waive the payment of the required application fee payable by the applicant upon submission of an application to use municipal property (paragraph 4);
- (b) waive any rental/compensation payable in lieu of services that will be rendered and the investment in infrastructure on municipal property (paragraph 26); and
- (c) waive the Municipality's claim for the payment of rates and taxes and services charges (paragraph 41);

in order for the Municipality to enter into a memorandum of agreement with the Hermanus Public Protection NPC (hereinafter referred to as "HPP") for the use of floor space in the Incident Command Centre (hereinafter referred to as "ICC") building situated on a portion of Erf 4565 Hermanus (hereinafter referred to as the "floor space"), for a period of 3 (THREE) years from 1 October 2023 to be able to share the incident command system as an integrated joint approach in the fight against crime.

See locality map attached marked Annexure A.

2. Service Delivery and Budget Implementation Plan - IGNITE

Directorate: Protection and Security Services
Protection and Security Services

3. Compliance with Strategic Priorities

Provision of democratic, accountable and ethical governance
Creation and maintenance of a safe and healthy environment

4. Delegated Authority

None

5. Legal Requirements

- Administration of Immovable Property Policy of the Overstrand Municipality (2015).
- Local Government: Municipal Finance Management Act, 2003 Municipal Asset Transfer Regulations, 2008 (No R. 878 of 2008).

6. Background/Discussion/Evaluation/Conclusion

Background/Discussion

The Overstrand Municipality has an Incident Command Centre (ICC) situated at the Fire Brigade Services building in Mussel Road, Hermanus. The ICC is used by HPP and the Overstrand Municipality as, amongst others, a control room.

HPP has a memorandum of agreement with the Overstrand Municipality for the use of ±16,5m² floor space in a designated room in the Fire Brigade Services building in Mussel Road, Hermanus. The memorandum of agreement will expire on 30 September 2023.

As the current ICC is too small, the Overstrand Municipality is busy relocating the Incident Command Centre (ICC) to the old Squash and Tennis Club Building in Harmony Avenue, Hermanus. The ICC will also be used by the South African Police Service and the Overstrand Municipality. The ICC will contain an incident command system, which is a management tool used to manage response to an emergency or non-emergency event. It is therefore a fixed centre (unlike an Incident Command Post which is temporary and located on-scene or close to the scene) where all infrastructure, tools and equipment, and other resources are kept. It is the centre where all the role players identified can get together and discuss the emergency and makes provision for break-away rooms for such role players.

The request is to also accommodate HPP in the new ICC after the expiry of their current agreement, where resources can be shared in a joint approach in the fight against crime.

As HPP will be using the floor space to deliver a service to the community in the fight against crime, they will be investing and contributing financially to the establishment of the new ICC and also to assist the Municipality, it will not be recommended to enter into a lease agreement, but rather to enter into a memorandum of agreement again for the use of the floor space and resources therein. This agreement is necessary to give clarity on the responsibilities of each party to the agreement.

As HPP will have to furnish their portion of floor space and get settled before commencement of the agreement, it is necessary to give them early

occupation, and therefore it is recommended that occupation of the facilities be given on 1 August 2023 or as soon as possible thereafter.

Evaluation

The request for the necessary deviation is in terms of the following conditions of the Administration of Immovable Property Policy of the Overstrand Municipality of 2015:

- (1) Paragraph 4: “No application for the purchase, lease of or encroachment on immovable property (save for the instances mentioned in paragraphs 58 to 62 and 64.1 below) shall be processed unless the prescribed application fee as per tariff approved in the annual budget for that financial year has been paid, nor shall any proposed lease or encroachment (save for the instances mentioned in paragraphs 58 to 62 and 64.1 below) be advertised unless the applicant has confirmed, in writing, that he/she will bear all costs involved in such transaction including - but not limited to - legal, survey, re-zoning, sub-division, consolidations, advertisement, relocation or provision of services and, where applicable, a deposit as per prescribed rate to cover incidental costs has been paid.”**

This paragraph deals with an application fee payable for applications for purchase/lease/encroachment in relation to municipal property. As it is recommended that no lease agreement be entered into with HPP, but rather a memorandum of agreement to use municipal property, the payment of an application fee is not relevant.

- (2) Paragraph 26: “In cases where a rental amount has been approved in the annual budget of the Municipality for certain types of leases and encroachments, the approved amount will be used for purposes of determining the rental amount.”**

The only relevant tariff in this regard is as follows:

Tariff Code	Detail	2023/2024	
		Exclude VAT	Include VAT 15%
		R	R
S46A2	Rental for office space to NGO's/NPO's/Government Departments/State Owned Enterprises irrespective of area (per m ² per month)	41,74	48,00

As HPP is a non-profit company who will in effect make use of “office space”, rental should be charged in accordance with the tariff approved above. However, the Municipality and the community of the Overstrand stand to gain advantage from the continued supplementary services that will be rendered by HPP in the joint approach to fight crime. HPP will

further contribute financially towards the new ICC; therefore, it will be requested that no lease agreement be entered into and rather that a memorandum of agreement be entered into for the use of the floor space.

HPP will not only use an identified area in ICC, but also make use of all the other facilities (toilets, kitchen, board room, office space, etc), thus it will be difficult to determine the amounts payable for rates, taxes and services.

Furthermore, it must be mentioned, that the community value of this supplementary service to be rendered by HPP cannot be quantified due to its ongoing value but must also be taken into consideration.

- (2) Paragraph 41: “The lessee shall, as a rule, be liable for the payment of rates, taxes and service charges in respect of the leased property. In the case of leases to certain social care users and sports facilities at rentals lower than market value the Municipality may consider granting a rebate on rates in accordance with the Rates Policy of the Municipality.”**

As only floor space in a building that will be used by HPP, making it difficult to quantify usage, and taking into consideration the services to be rendered by them, it is requested that no rates, taxes and service charges be levied.

Conclusion

It is proposed that the deviation from paragraphs 4, 26 and 41 of the Administration of Immovable Property Policy be approved for the use of floor space in the Incident Command Centre building situated on a portion of Erf 4565 Hermanus for a period of 3 (THREE) years from 1 October 2023. It is further recommended that early occupation be given on 1 August 2023 (or as soon as possible after) allowing HPP to prepare the allocated area to be used as a control room.

7. Financial Implications

The Municipality will not receive a minimum total rental amount of R41.74/m² (VAT excluded) per month as it is not quantifiable and will also not receive any compensation for rates, taxes and services charges.

8. Staff Implications

None

9. Comments from other Departments, Divisions and Administrations

Manager: Property Administration: Ms A Le Roux

My comments are already included in the report as I drafted it.

10. Annexures

Annexure A: Locality Map

RECOMMENDATION TO THE COUNCIL:

1. that the deviation from paragraphs 4, 26 and 41 of the Administration of Immovable Property Policy of 2015 in order for the Municipality to enter into a memorandum of agreement with the Hermanus Public Protection NPC to use floor space in the Incident Command Centre building situated on a portion of Erf 4565 Hermanus, for a period of 3 (THREE) years from 1 October 2023, to operate the control and surveillance service as part of the incident command system in a joint approach to fight crime within the Overstrand, **be approved**; and
2. that early occupation be given on 1 August 2023 or as soon as possible thereafter, allowing HPP to prepare the allocated floor space for the intended use.

RESPONSIBLE OFFICIAL :

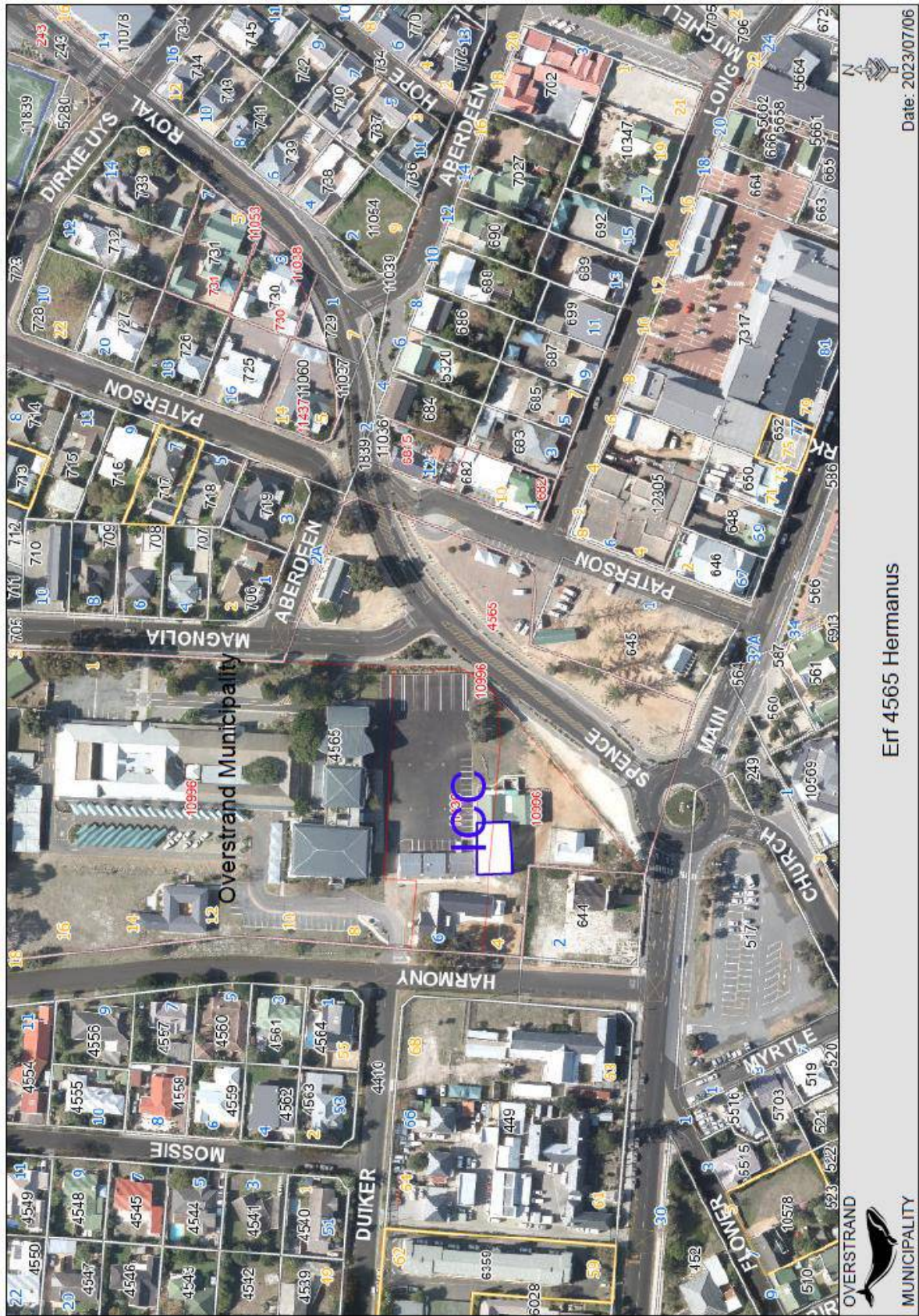
L SMITH

TARGET DATE FOR IMPLEMENTATION :

31 AUGUST 2023

TARGET DATE TO INFORM APPLICANT :

10 AUGUST 2023



Erf 4565 Hermanus



6.4**A PORTION OF ERF 4565 HERMANUS: DEVIATION FROM THE ADMINISTRATION OF IMMOVABLE PROPERTY POLICY OF 2015 – SOUTH AFRICAN POLICE SERVICE****N J Michaels
2 July 2023****Director : Protection Services****(028) 313 8054**

1. Executive Summary

To obtain approval for the deviation from conditions contained in paragraphs 26 and 41 of the Administration of Immovable Property Policy of 2015 in order to:

- (d) waive any rental/compensation payable in lieu of services that will be rendered from municipal property (paragraph 26); and
- (e) waive the Municipality's claim for the payment of rates and taxes and services charges (paragraph 41);

in order for the Municipality to enter into a memorandum of agreement with the South African Police Service (hereinafter referred to as "SAPS") for the use of floor space in the Incident Command Centre (hereinafter referred to as "ICC") building situated on a portion of Erf 4565 Hermanus (hereinafter referred to as the "floor space"), for a period of 3 (THREE) years from 1 October 2023, to be able to share the incident command system as an integrated joint approach in the fight against crime.

See locality map attached marked Annexure A.

2. Service Delivery and Budget Implementation Plan - IGNITE

Directorate: Protection and Security Services
Protection and Security Services

3. Compliance with Strategic Priorities

Provision of democratic, accountable and ethical governance
Creation and maintenance of a safe and healthy environment

4. Delegated Authority

None

5. Legal Requirements

- Administration of Immovable Property Policy of the Overstrand Municipality (2015).
- Local Government: Municipal Finance Management Act, 2003 Municipal Asset Transfer Regulations, 2008 (No R. 878 of 2008).

6. Background/Discussion/Evaluation/Conclusion

Background/Discussion

The Overstrand Municipality has an Incident Command Centre (ICC) situated at the Fire Brigade Services building in Mussel Road, Hermanus. The ICC is used by HPP and the Overstrand Municipality as, amongst others, a control room.

As the current ICC is too small the Overstrand Municipality is busy relocating the Incident Command Centre (ICC) to the old Squash and Tennis Club Building in Harmony Avenue, Hermanus. The ICC will also be used by the Hermanus Public Protection and the Overstrand Municipality. The ICC will contain an incident command system, which is a management tool used to manage response to an emergency or non-emergency event. It is therefore a fixed centre (unlike an Incident Command Post which is temporary and located on-scene or close to the scene) where all infrastructure, tools and equipment, and other resources are kept. It is the centre where all the role players identified can get together and discuss the emergency and makes provision for break-away rooms for such role players. The request is to also accommodate SAPS in the new ICC where resources can be shared in a joint approach in the fight against crime.

As SAPS will be using the floor space to deliver a service to the community in the fight against crime, they will be investing and contributing financially and also to assist the Municipality, it will not be recommended to enter into a lease agreement, but rather to enter into a memorandum of agreement again for the use of the floor space and resources therein. This agreement is necessary to give clarity on the responsibilities of each party to the agreement.

As SAPS will have to furnish their portion of floor space and get settled before commencement of the agreement, it is necessary to give them early occupation, and therefore it is recommended that occupation of the facilities be given on 1 August 2023 or as soon as possible thereafter.

Evaluation

The request for the necessary deviation is in terms of the following conditions of the Administration of Immovable Property Policy of the Overstrand Municipality of 2015:

- (3) **Paragraph 26: “In cases where a rental amount has been approved in the annual budget of the Municipality for certain types of leases and encroachments, the approved amount will be used for purposes of determining the rental amount.”**

The only relevant tariff in this regard is as follows:

Tariff Code	Detail	2023/2024	
		Exclude VAT	Include VAT 15%
		R	R
S46A2	Rental for office space to NGO's/NPO's/Government Departments/State Owned Enterprises irrespective of area (per m ² per month)	41,74	48,00

As SAPS is a government department who will in effect make use of “office space”, rental should be charged in accordance with the tariff approved above. However, the Municipality and the community of the Overstrand stand to gain advantage from the services to be rendered by SAPS in the joint approach to fight crime. It is thus requested that no lease agreement be entered into and rather that a memorandum of agreement be entered into for the use of the floor space.

SAPS will not only use the identified floor space, but also make use of all the other facilities (toilets, kitchen, board room, office space, etc), thus it will be difficult to determine the amounts payable for rates, taxes and services.

Furthermore, it must be mentioned, that the community value of this supplementary service to be rendered by SAPS cannot be quantified due to its ongoing value but must also be taken into consideration.

- (2) **Paragraph 41: “The lessee shall, as a rule, be liable for the payment of rates, taxes and service charges in respect of the leased property. In the case of leases to certain social care users and sports facilities at rentals lower than market value the Municipality may consider granting a rebate on rates in accordance with the Rates Policy of the Municipality.”**

As only floor space in a building will be used by SAPS, making it difficult to quantify usage, and taking into consideration the services to be rendered by them, it is requested that no rates, taxes and service charges be levied.

Conclusion

It is proposed that the deviation from paragraphs 26 and 41 of the Administration of Immovable Property Policy be approved in order to enter into a memorandum of agreement with SAPS for the use of floor space in the Incident Command Centre building situated on a portion of Erf 4565 Hermanus for a period of 3 (THREE) years from 1 October 2023. It is further recommended that early occupation be given on 1 August 2023 (or as soon as possible after) allowing SAPS to prepare the allocated area to be used as a control room.

7. Financial Implications

The Municipality will not receive a minimum total rental amount of R41.74/m² (VAT excluded) per month as it is not quantifiable and will also not receive any compensation for rates, taxes and services charges.

8. Staff Implications

None

9. Comments from other Departments, Divisions and Administrations

Manager: Property Administration: Ms A Le Roux

My comments are already included in the report as I drafted it.

10. Annexures

Annexure A: Locality Map

RECOMMENDATION TO THE COUNCIL:

1. that the deviation from paragraphs 26 and 41 of the Administration of Immovable Property Policy of 2015 in order for the Municipality to enter into a memorandum of agreement with the South African Police Service to use floor space in the Incident Command Centre building situated on a portion of Erf 4565 Hermanus, for a period of 3 (THREE) years from 1 October 2023, to operate the control and surveillance service as part of the incident command system in a joint approach to fight crime within the Overstrand, **be approved;** and
2. that early occupation be given on 1 August 2023 or as soon as possible thereafter, allowing SAPS to prepare the allocated floor space for the intended use.

RESPONSIBLE OFFICIAL :

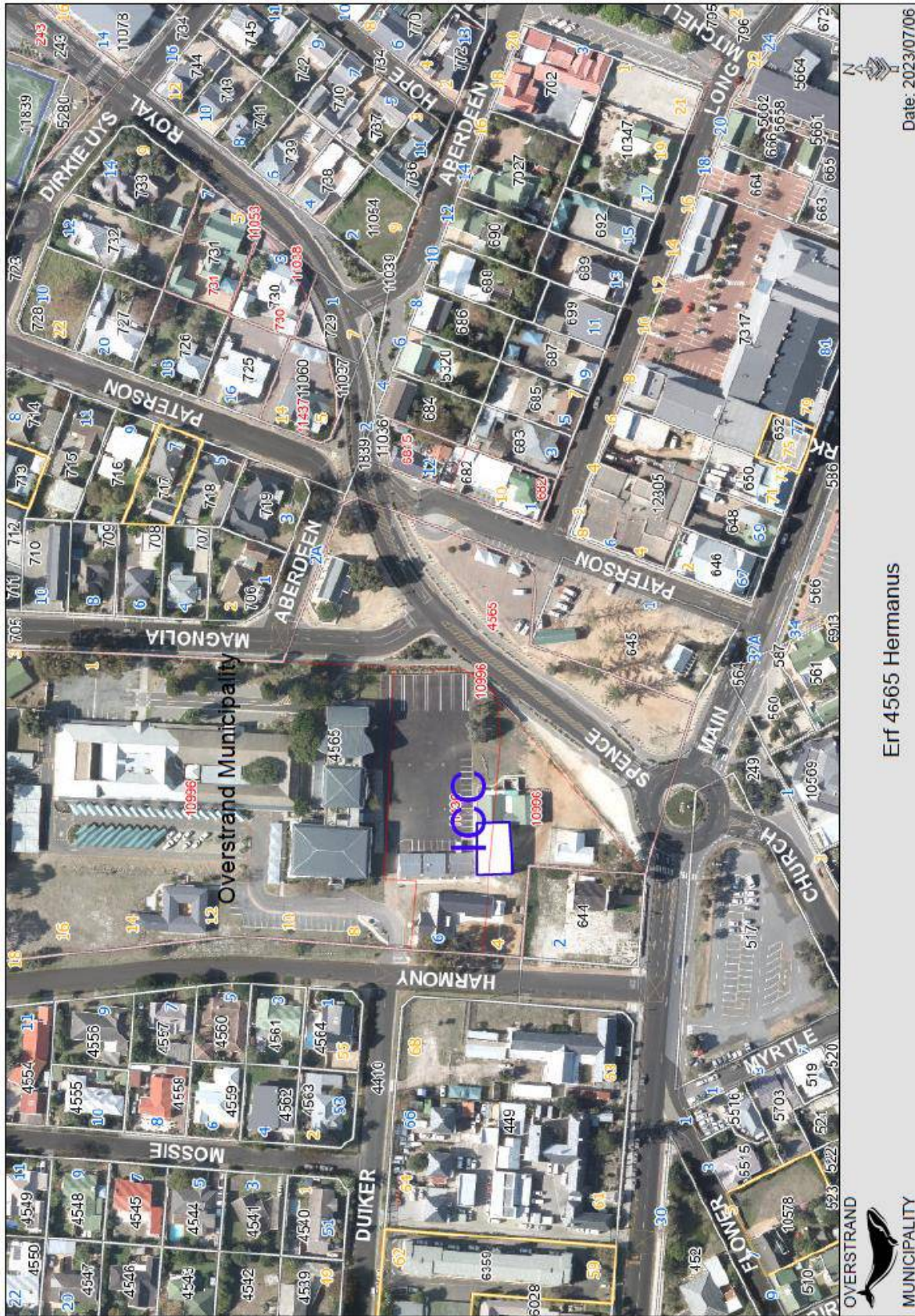
L SMITH

TARGET DATE FOR IMPLEMENTATION :

31 AUGUST 2023

TARGET DATE TO INFORM APPLICANT :

10 AUGUST 2023



Erf 4565 Hermanus

6.5**ERF 1179 HAWSTON: RECOMMENDATION TO USE THE PROPERTY AS AN EXTENSION OF THE HAWSTON THUSONG CENTRE****A Le Roux**
30 March 2023**Manager: Property Administration****(028) 316-5609**

1. Executive Summary

To obtain approval from Council to use the building on Erf 1179 Hawston, known as the "Selfboustoor", as an extension of the Hawston Thusong Centre. See the locality maps attached as Annexures "A1 & A2".

2. Service Delivery and Budget Implementation Plan - IGNITE

Infrastructure and Planning
Property Administration

3. Compliance with Strategic Priorities

Provision of democratic, accountable and ethical governance
Promotion of tourism, economic and social development

4. Delegated Authority

None

5. Legal Requirements

Municipal Asset Transfer Regulations (R. 878 of 2008)
Administration of Immovable Property Policy of the Overstrand Municipality, as amended

6. Background/Discussion/Evaluation/Conclusion**Background/Discussion/Evaluation**

The Sjechinah Christelike Sentrum leased Erf 1179 Hawston (the "Property") from the Overstrand Municipality for community purposes for the period October 2001 to 31 July 2021. Sjechinah applied for a renewal of the lease agreement and on 13 April 2021 the delegated authority, being the Municipal Manager, rejected the renewal application of Sjechinah and decided that Erf 1179 Hawston should rather be leased by means of a competitive process as there were various interest in the Property.

Sjechinah applied retain occupation of the Property until such time as the tender process has been finalized, effectively this means an extension to the lease

period. Sjechinah's main motivation for the extended occupation is that in the event of it vacating the Property by 31 July 2021 without the tender process having been finalised, it would be left vacant and vulnerable to vandalism and other possible criminal activities. Sjechinah further also confirmed that the organisation will abide by the decision to vacate once the tender process has been finalised. Sjechinah's assertion is correct. In the experience of the Property Administration Department, property left vacant is often quickly vandalised and falls into ruin and therefore this request was approved. In terms of this approval, Sjechinah must be provided with a three-month written notice period to vacate the Property.

The tender for the lease of the Property was advertised twice and the necessary processes were followed. The tender could not be awarded either of the times as there were technical and compliance issues with the bidders and bids received, leading to the tender not being able to be awarded to any of the bidders. There are still parties interested in the lease of the Property, being the Sjechinah Christian Centre, who currently occupies the Property, and the Catapult Foundation (Ms L Kensley/ Ms Bruinders) however, one cannot say with certainty whether their bid will be acceptable if the tender is advertised again.

The Property Administration Department was copied in an email from the Co-ordinator: Multi-Purpose Centre (WC322402), Ms Ronell Salies to the Manager: Social Development for the use of the Property as an extension of the Hawston Thusong Centre Services. In her email dated 25 January 2023 she motivates the request as follows:

"Previously we discussed the possibility of including the selfboustoor as an extension to Thusong. Currently the Thusong Centre is utilized by government departments and works on a booking system. Therefore, it is difficult to have set capacity building programs and social programs at the Thusong Centre example the older persons club meets twice a week on Mondays and Wednesdays. They must change their meeting dates every time there is another booking at Thusong.

They also then have to pack up all the equipment for activities.

I also had numerous requests about youth and children's programs at Thusong however we cannot give specific days to this.

Some stakeholders also request a smaller venue for training sessions as the acoustic in the big hall is sometimes very bad for workshops.

I would like to suggest that we investigate the possibility of putting the selfboustoor as additional venue to Thusong."

The response from the Manager: Social Development replied on 3 March 2023 was

“We have not yet lodged a request with Anja.

I have discussed it with the Director and provided him with an overview of the facility.

To strengthen our case, we will need to develop a business plan for use of the Thusong.

Will keep you updated if any decisions in this regard is made.”

As an internal need was identified for the use of the Property, which must be considered before the Property is made available to the public again by means of a competitive bidding process, the matter was referred to the Municipal Manager who advised that the matter be presented to the Portfolio Committee and subsequently Council to decide on the future of the Property.

Conclusion

Taking the above into consideration, it is recommended that Erf 1179 Hawston be managed by the Municipality via the Co-ordinator: Multi-Purpose Centre (WC0322402) in the current Economic & Social Development & Tourism Directorate as an extension of the Thusong Centre in Hawston for a period of 12 (twelve) months from 1 November 2023, subject thereto that the Social Development Department submit a management plan to the Municipal Manager before 30 September 2023.

It is further recommended that the tariffs as mentioned in the report be applied to the management of Erf 1179 Hawston.

7. Financial Implications

The estimated income to be received in rental for one year at the current tariff will be R2,460.00 (TWO THOUSAND FOUR HUNDRED AND SIXTY RAND) (VAT INCLUDED). If an annual escalation of 6% is used, the estimated income for a period of 9 years and 11 months can be R32,078.41 (THIRTY-TWO THOUSAND AND SEVENTY-EIGHT RAND AND FORTY-ONE CENTS). Services charges are excluded from the calculation. The lessee will be responsible for the maintenance of the Property, excluding major repairs needed.

The responsible Directorate will have to budget for the maintenance of the Property, which amount cannot be quantified as yet. The Municipality will however gain more income from the various bookings the Municipality will receive for the use of the hall. Another advantage is that the Property can be made available more fairly and to various organisations with predetermined and approved tariffs. Although this proposal is that the Property be used as an

extension of the Hawston Thusong Centre, the Property itself is smaller, hence it will be better to apply a combination of the tariffs for the Hawston Abalone Hall and Hawston Thusong Centre, these tariffs currently (2023/2024 financial year) being:

S40E	<u>Baardskeerdersbos / Betty's Bay / Blompark / Buffelsjags /Eluxolweni/Fernkloof Hall /Hawston Abalone Hall//Kleinmond Youth Centre / Kleinmond Club House / Masakane / Moffat Hall / Mooiuitsig / Overhills / Pringle Bay / Proteadorp / Stanford / Stanford Committee Room / Zwelihle</u>	Exclude VAT	Include VAT
S40E4	Fundraising: (Karaoke) Per daytime or evening	354.78	408.00
S40E5	Funeral Tea (three hours)	146.96	169.00
S40E6	Local CBO's of vulnerable groups: one booking allowed 24 hours in advance of a social gathering to be scheduled only on week days between 08:00 - 16:30	no charge	no vat
S40E7	Non-fundraising events for Schools, other training institutions and sport & recreation	293.91	338.00
S40E8	Meetings: Local CBO's and NGO's per hour - Meetings free of charge for the Elderly	33.91	39.00
S40E9	Non-fundraising (parties) Per daytime or evening	178.26	205.00
S40E10	Use of Kitchen - Fundraising events per event	323.48	372.00
S40E11	Use of Kitchen - Non Fundraising	323.48	372.00
Note	Daytime = 07:00 - 17:00 // Evening = 18:00 - 24:00 (Charge seperately)		
S40J	<u>Kleinmond Civic Center Hall, & Hawston Thusong Centre</u>		
S40J4	Church Services per day	111.30	128.00

8. Staff Implications

The current core function of the Co-ordinator: Multi-Purpose Centre is to serve as the centre manager for the Thusong Centre, irrespective of the size of the said centre. If the Thusong Centre building itself is to be extended in the future, it will have no effect on the incumbent's task level as the function stays the same. In this case it can be motivated that the Thusong Centre building is not being extended physically, but the function to manage is extended with the inclusion of the hall situated on Erf 1179 Hawston. This said, the task level of an incumbent is not determined on the quantity of work, but is determined considering, amongst others, the following factors:

- Responsibilities, tasks, activities and duties attached to the post.
- Frequency and complexity of the work content.
- The application/demonstration of a higher order of knowledge and know-how.
- Identifiable factors increasing the physical or mental stress.

The Manager: Social Development indicated that if Council approves the recommendation, another general worker (cleaner) will be needed as the

Hawston Thusong Centre only has one general worker (cleaner). He indicated that this need can be addressed by making use of EPWP workers.

If the Property is to be managed by the Municipality, the Coordinator: Multi-Purpose Centre, Ms R Salies, as well as the Manager: Social Development will have more functions to attend to, but this will not automatically have an effect on their respective Task levels.

9. Comments from other Departments, Divisions and Administrations

None

10. Annexures

Annexures A1 & A2: Locality Maps

RECOMMENDATION TO THE COUNCIL:

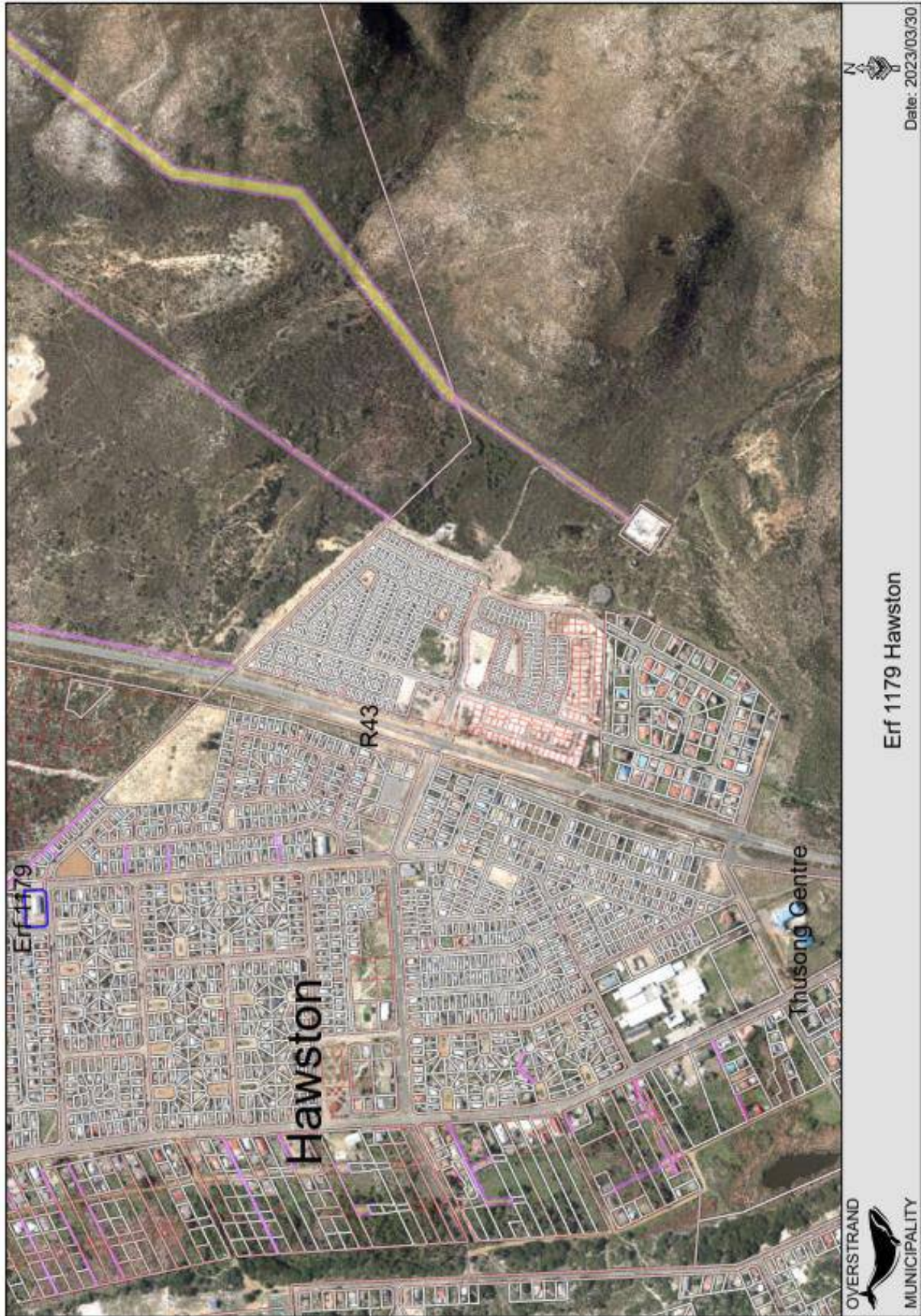
1. that Erf 1179 Hawston be managed by the Municipality via the Co-ordinator: Multi-Purpose Centre (WC0322402) as an extension of the Hawston Thusong Centre for a period of 12 (twelve) months from 1 November 2023, subject thereto that the Social Development Department submit a management plan to the Municipal Manager before 30 September 2023; and
2. that the following Council approved tariffs be made applicable to the management of the hall on Erf 1179 Hawston until such time alternative tariffs are approved, if required:

S40E	<u>Baardskeerdersbos / Betty's Bay / Blompark / Buffelsjags /Eluxolweni/Fernkloof Hall /Hawston Abalone Hall/Kleinmond Youth Centre / Kleinmond Club House / Masakane / Moffat Hall / Mooiuitsig / Overhills / Pringle Bay / Proteadorp / Stanford / Stanford Committee Room / Zwelihle</u>
S40E4	Fundraising: (Karaoke) Per daytime or evening
S40E5	Funeral Tea (three hours)
S40E6	Local CBO's of vulnerable groups: one booking allowed 24 hours in advance of a social gathering to be scheduled only on week days between 08:00 - 16:30
S40E7	Non-fundraising events for Schools, other training institutions and sport & recreation
S40E8	Meetings: Local CBO's and NGO's per hour - Meetings free of charge for the Elderly
S40E9	Non-fundraising (parties) Per daytime or evening
S40E10	Use of Kitchen - Fundraising events per event
S40E11	Use of Kitchen - Non Fundraising
Note	Daytime = 07:00 - 17:00 // Evening = 18:00 - 24:00 (Charge separately)

S40J	<u>Kleinmond Civic Center Hall, & Hawston Thusong Centre</u>
S40J4	Church Services per day

RESPONSIBLE OFFICIAL :**M ERASMUS
G SMIT****TARGET DATE FOR IMPLEMENTATION :****31 AUGUST 2023****TARGET DATE TO INFORM APPLICANT :****17 AUGUST 2023**





6.6**SUPPLY CHAIN MANAGEMENT IMPLEMENTATION REPORT – 2022/2023:****4th QUARTER: 01 APRIL 2023 TO 30 JUNE 2023****C Le Roux
05 July 2023****Deputy Director: Finance & SCM****(028) 313 8107**

1. Executive Summary

In terms of Paragraph 6(3) of Overstrand Municipality's Supply Chain Management Policy, the Municipal Manager must, within 6 business days of each quarter, submit a report on the implementation of the Supply Chain Management Policy to the Executive Mayor.

2. Service Delivery and Budget Implementation Plan - IGNITE

Directorate: Finance
Department: Supply Chain Management

3. Compliance with Strategic Priorities

Provision of democratic, accountable and ethical governance
Provision and maintenance of municipal services

4. Delegated Authority

None

5. Legal Requirements

Local Government: Municipal Finance Management Act, No. 56 of 2003
Local Government: Municipal Systems Act 2000, (Act 32 of 2000)
Overstrand Municipality's Supply Chain Management Policy dated 25 June 2008, as amended.

6. Background/Discussion/Evaluation/Conclusion**Background**

The purpose of this report is to ensure that Council maintains oversight over the implementation of the Supply Chain Management Policy, specifically regarding the following:

- a) awards made for the 4th Quarter of the 2022/2023 financial year, 01 April 2023 to 30 June 2023;

- b) deviations in terms of Paragraph 36 of the Supply Chain Management Policy;
- c) minor breaches approved by the Accounting Officer in terms of Paragraph 36(2) of the Supply Chain Management Policy;
- d) the status of objections, complaints and appeals lodged; and
- e) progress made with incidences of non-compliance and irregular expenditure identified and currently undergoing investigation.

Discussion

a) Bid Awards

Bids are awarded in terms of Overstrand Municipality's Supply Chain Management Policy and the preferential points system prescribed in the Preferential Procurement Policy.

Procurement transactions have been processed through the bid committee system and formal written price quotations in excess of R30 000 within the following timeframes:

Procurement Function	2022/2023 4th Quarter	2022/2023	2021/2022
Bids Processed	37	101	111
Bids processed - Average per Quarter	37	25	28
Average days from final evaluation to Bid Adjudication Committee	10	7	4
Average days from initiation to Bid Specification Committee	9	11	13
Estimated Value of Awards (Rand)	R 675 681 410,36	R 1 965 943 727,00	R 417 948 561,18

Value of all Awards

The total value of tenders and formal written price quotations more than R30 000 and written price quotations (below R30 000) awarded by the Supply Chain Management Unit for the 4th Quarter of 2022/2023:

	Operational Amount (Excluding VAT, where applicable)	Capital Amount (Excluding VAT, where applicable)	VAT @ 15%	Value of Awards (Including VAT, where applicable) for Q4
Bid Awards (37)	R82 947 990,69	R504 737 662,61	R87 995 757,07	R675 681 410,36
Quotations <R30000 (415)	R2 579 882,39	R0,00	R275 525,24	R2 855 407,63
Total	R85 527 873,08	R504 737 662,61	R88 271 282,30	R678 536 817,99

A schedule of these awards above for the 4th Quarter of 2022/2023 are attached as **Annexure A1 and A2**.

Deviations – Paragraph 36(1)(a)

Paragraph 36(1)(a) of Overstrand Municipality's Supply Chain Management Policy allows circumstances for deviations from the procurement processes. Furthermore, the policy requires in Paragraph 36(2), that the reasons for any deviations from the procurement processes must be recorded and be reported to Council.

Deviations approved by the Accounting Officer or by the delegated officials were motivated in terms of the following categories for applications approved for the 2022/2023 year to date is compared to the 2021/2022 financial year as per the following schedule:

SCM Policy	Description	2022/2023 4 th Quarter	2022/2023 to date	2021/2022
Paragraph 36(1)(a)(i)	Emergency	4	9	16
Paragraph 36(1)(a)(ii)	Sole Provider	1	12	14
Paragraph 36(1)(a)(iii)	Special works of Art	0	0	0
Paragraph 36(1)(a)(iv)	Animals for zoos	0	0	0
Paragraph 36(1)(a)(v)	Impractical / Impossible	9	52	97
Paragraph 36(1)(a)(v)(a)	Ad-hoc repairs/ Strip& Quote	0	0	0
	Total	14	73	127

A schedule of Deviations approved in terms of Paragraphs 36(1)(a) is attached as **Annexure B**.

Value of all Deviations awarded

The total value of deviations processed via the Supply Chain Management Unit for the 4th Quarter of 2022/2023, are as follows:

	Operational Amount (Excluding VAT, where applicable)	Capital Amount (Excluding VAT, where applicable)	VAT @ 15%	Value of Awards (Including VAT, where applicable) for Q ⁴
Deviations (14)	R 2 410 133,72	R 0,00	R 357 020,06	R 2 767 153,78

b) Minor Breaches

The Supply Chain Management Policy states in Paragraph 36(1)(b) that the Accounting Officer may consider ratifying any minor breach of the procurement processes by an official or committee acting in terms of delegated powers or duties which are purely of a technical nature.

The Accounting Officer approved two (2) minor breaches of the Supply Chain Management Policy in the 4th Quarter of 2022/2023 financial year:

SCMMB #	Date approved	Description
SCMMB 016/2023	2023/06/12	Unauthorised communication with bidders – Tender No.SC2347/2022
SCMMB 017/2023	2023/06/26	Amended bid specifications without prior written approval - Tender No. SC2308/2022

c) Objections, Complaints and Appeals

In terms of Paragraph 49 of the SCM Policy, persons aggrieved by decisions or actions taken in the implementation of the supply chain management system, may lodge a written objection against the decision or action within 10 business days of the decision or action.

These objections must be dealt with and resolved in terms of Paragraph 50(1) of the SCM Policy. In terms of this, the Accounting Officer has appointed an 'appeals authority' which must strive to resolve all objections within 46 business days of receipt and report to the Accounting Officer on a monthly basis on the objections received, attended to and resolved in terms of Paragraph 50(3) of the Policy.

In terms of Section 62 of the Local Government: Municipal Systems Act, No. 32 of 2000, a person whose rights are affected by a decision taken by a staff member of a municipality, may appeal against that decision by giving written notice of the appeal and reasons to the municipal manager within 21 days of the date of the notification of the decision.

A schedule of all appeals, disputes, objections, queries and complaints received or dealt with during the 4th Quarter of 2022/2023, is attached as **Annexure C**.

d) Incidences of Non-compliance and Irregular Expenditure

In terms of Section 32(4) of the Local Government: Municipal Finance Management, Act No. 56 of 2003, the Executive Mayor, inter alia, must be made aware of all possible irregular expenditure incurred by the municipality.

A register of all incidences of irregular expenditure identified and currently undergoing investigation is attached as **Annexure D**.

7. Financial Implications

None

8. Staff Implications

None

9. Comments from other Departments, Divisions and Administrations

None

10. Annexures

Annexure A1: Schedule of Awards made through the Bid Committee system and all formal written price quotations in excess of R30 000

Annexure A2: Schedule of transactions of price quotations below R30 000

Annexure B: Schedule of Deviations from the procurement processes

Annexure C: Schedule of disputes, objections, queries, complaints and appeals received

Annexure D: Schedule of Irregular Expenditure

RECOMMENDATION TO THE COUNCIL:


that the activities undertaken, and outcomes achieved in the implementation of the Overstrand Municipality's Supply Chain Management Policy for the 4th Quarter of 2022/2023 **be noted**.

RESPONSIBLE OFFICIAL :

C LE ROUX

TARGET DATE FOR IMPLEMENTATION :

TO BE NOTED

 SUPPLY CHAIN MANAGEMENT REPORT IN TERMS OF PARAGRAPH 6(3) OF THE SCM POLICY												
TENDERS & FORMAL WRITTEN QUOTATIONS AWARDED TO THE BIDDER SCORING THE HIGHEST POINTS AS WELL AS TENDERS CANCELLED IN TERMS OF COUNCIL'S PREFERENTIAL PROCUREMENT POLICY - 01 APRIL 2023 TO 30 JUNE 2023: QUARTER 4												
#	Tender #	Description	Directorate	Adjudication	Awarded to	B-BBEE Level	Points in terms of locality	Completion Period	Amount Operational	Amount Capital	VAT @ 15%	Total Amount (incl. VAT)
1	SC2309/2022	Supply and Delivery of A.3 Phase, Diesel 150 KVA Generator Set	Protection Services	14-Apr-23	Cancelled - no acceptable bids received	N/A	N/A	N/A	R -	R -	R -	Cancelled
2	SC2337/2022	Graphic Design Services	Management Services	14-Apr-23	J. Cory 16 Jerré Cory Graphic Design	0	N/A	30-Jun-25	R 292 360,00	R -	R -	R 292 360,00
3	SC2341/2022	Lease, Operation, Management and Maintenance of 86 Existing Illuminated Street Signs with Additional Approved Sites on Various Portions of Municipal Properties for a Contract Period of 9 (Nine) Years and 11 (Eleven) Months	Infrastructure & Planning	26-Apr-23	Primedia Outdoor a division of Primedia (Pty) Ltd	1	N/A	30-Apr-32	R 5 488 394,10	R -	R 823 259,11	R 6 311 653,21
4	SC2344/2022	Sale of a Portion of Remainder of Erf 4771 Hermanus (±30 000m ² in extent) for a Residential Development	Infrastructure & Planning	26-Apr-23	Cancelled - no acceptable bids received	N/A	N/A	N/A	R -	R -	R -	Cancelled
5	SC2349/2022	Disconnection & Reconnection of Electricity Supply and Installation and Removal of Water Flow Restrictors for a contract period ending 30 June 2026	Finance	26-Apr-23	Spectrum Utility Management (Pty) Ltd	0	N/A	30-Jun-26	R 2 083 074,64	R -	R 304 961,20	R 2 388 035,84
6	SC2355/2022	Sale of Erf 1070 De Kelders (72544HA in extent) for Nature Reserve, Conservation Use, Tourist Accommodation, Tourist Facilities and/or Environmental Facilities	Infrastructure & Planning	26-Apr-23	Cancelled - no bids received	N/A	N/A	N/A	R -	R -	R -	Cancelled
7	SC2364/2022	Supply & Delivery of Ammunition	Protection Services	06-Apr-23	Sirnik a Project (Pty) Ltd	0	N/A	Once-Off	R 389 747,25	R -	R -	R 389 747,25
8	SC2368/2023	Provision of Services as Implementing Agent for the Schalkhoek Development Project	Infrastructure & Planning	26-Apr-23	Aida Construction (Pty) Ltd	1	2	30 years	R -	R 900 000 000,00	R 75 000 000,00	R 575 000 000,00

#	Tender #	Description	Directorate	Adjudication	Awarded to	B-BBEE Level	Points in terms of locality	Completion Period	Amount Operational	Amount Capital	VAT @ 15%	Total Amount (incl. VAT)
9	SC2370/2023	Supply & Delivery of Dual-Frequency Cable Location System (Cable Locator 80)	Infrastructure & Planning	17-Apr-23	Cancelled- no acceptable bids received	N/A	N/A	N/A	R -	R -	R -	Cancelled
10	SC2381/2023	Purchasing of Inshore Sailing Jackets and Inshore Sailing Trousers for Law Enforcement Marine Unit and Task Team	Protection Services	11-Apr-23	Memotek Trading CC	1	0	Once-Off	R 88 762,85	R -	R 13 314,43	R 102 077,28
11	SC1634C/2015	Amendment of Contract: Provision of Geographical Information Systems (GIS) Services for a contract period ending 30 June 2025	Infrastructure & Planning	05-May-23	ESR South Africa (Pty) Ltd	N/A	N/A	30-Jun-25	R 533 236,00	R -	R 79 985,40	R 613 221,40
12	SC17938/2017	Amendment of Contract: The Acquisition of Capped EIA Licensing Fee for the GIS System for a contract period ending 30 June 2025	Infrastructure & Planning	05-May-23	ESR South Africa (Pty) Ltd	N/A	N/A	30-Jun-25	R 1 528 760,00	R -	R 229 314,00	R 1 758 074,00
13	SD036C/2019	Extension of Transversal Contract RTS7-2019: Appointment of Service Provider for the Supply and Delivery of Sedan, Light and Heavy Commercial Vehicles, Buses, Motorcycles, Agricultural Tractors, Construction Plant and Equipment to the State for period 1 April 2019 - 30 June 2023	Community Services	10-May-23	Various Contractors	N/A	N/A	30-Jun-23	R -	R 4 137 690,00	R 620 653,50	R 4 758 343,50
14	SC2348/2022	Printing & Distribution of Municipal Accounts and Newsletters for a contract period ending 30 June 2026	Finance	12-May-23	CAB Holdings (Pty) Ltd	0	N/A	30-Jun-26	R 1 405 100,00	R -	R 210 765,00	R 1 615 865,00
15	SC2353/2022	Recess, Upgrading and Rehabilitation of Roads in Overstrand for a contract period ending 30 June 2025	Community Services	23-May-23	Actopharm Road (Pty) Ltd	0	N/A	30-Jun-25	R 63 303 852,00	R -	R 9 479 077,80	R 72 782 929,80
16	SC2363/2022	Supply & Delivery of Office Furniture	Protection Services	03-May-23	Cancelled- no acceptable bids received	N/A	N/A	N/A	R -	R -	R -	Cancelled
17	SC2371/2023	Basic Risk Management and Combined Assurance Training (Unit Standard 120303)	Municipal Manager	02-May-23	Namibia Africa Group (Pty) Ltd	10	0	30-Jun-23	R 54 010,00	R -	R 8 101,50	R 62 111,50
18	SC2376/2023	Supply, Installation, Monitoring and Armed Response of Alarm Systems and CCTV Cameras Call-Outs for a contract period ending 30 June 2026	Protection Services	23-May-23	Cancelled- no acceptable bids received	N/A	N/A	N/A	R -	R -	R -	Cancelled

#	Tender #	Description	Directorate	Adjudication	Awarded to	B-BBEE Level	Points in terms of locality	Completion Period	Amount Operational	Amount Capital	VAT @ 15%	Total Amount (incl. VAT)
19	SC2380/2023	Social Media Content Creation & Posting to Overstrand Cape Whale Coast Platforms	LED	17-May-23	Cancelled - insufficient funding to cover total envisaged expenditure	N/A	N/A	N/A	R -	R -	R -	Cancelled
20	SC2383/2023	Provision of Professional Surveyor Services as and when required	Infrastructure & Planning	19-May-23	Cancelled due to material irregularity in bid process	N/A	N/A	N/A	R -	R -	R -	Cancelled
21	SC2387/2023	Supply and Delivery of Brushcutters	Community Services	24-May-23	Cancelled - no acceptable bids received	N/A	N/A	N/A	R -	R -	R -	Cancelled
22	SC2389/2023	Supply and Delivery of Tactical Gear for Law Enforcement Officers	Protection Services	19-May-23	Cancelled - no acceptable bids received	N/A	N/A	N/A	R -	R -	R -	Cancelled
23	SC2390/2023	Supply and Delivery of Firearms for Protection Services	Protection Services	19-May-23	Cancelled - no acceptable bids received	N/A	N/A	N/A	R -	R -	R -	Cancelled
24	SC2087A/2020	Amendment of Contract No. SC2087/2020: Provision of Cleaning Services for the Garibase /Stanford Areas	Community Services	29-Jun-23	Various contractors	N/A	N/A	31-Oct-23	R 484 965,61	R -	R -	R 484 965,61
25	SC2311/2022	Provision of Cleaning Services for the Kleinmond Area for a Contract Period Ending 30 June 2025	Community Services	27-Jun-23	Cancelled - due to changed circumstances and insufficient funding to cover the total envisaged expenditure	N/A	N/A	N/A	R -	R -	R -	Cancelled
26	SC2367/2023	Laboratory Services for Monitoring Water Quality in Overstrand Municipal Area	Infrastructure & Planning	09-Jun-23	Integral Laboratories (Pty) Ltd	0	3	30-Jun-26	R 6 892 700,00	R -	R 928 905,00	R 7 121 605,00
27	SC2374/2023	Supply & Delivery of an Al 16mm ² ALPE ABC Bundle Conductor	Infrastructure & Planning	02-Jun-23	Aberdare Cables (Pty) Ltd	1	3	One-off	R 307 478,00	R -	R 36 121,70	R 123 599,70
28	SC2377/2023	Supply & Delivery of Grid Tied Hybrid Inverter and Battery System	Infrastructure & Planning	02-Jun-23	Loco Electric Wholesalers (Pty) Ltd	0	3	One-off	R 366 729,04	R -	R 25 009,36	R 391 738,40
29	SC2382/2023	Appointment of a Professional Consultant to Conduct Noise Impact Assessments as and when needed in the Overstrand Area	Infrastructure & Planning	27-Jun-23	Acu-Chon (Pty) Ltd	0	3	30-Jun-26	R 900 000,00	R -	R 135 000,00	R 1 035 000,00

#	Tender #	Description	Directorate	Adjudication	Awarded to	B-BBEE Level Awarded	Points in terms of locality	Completion Period	Amount Operational	Amount Capital	VAT @15%	Total Amount (incl. VAT)
30	SC2384/2023	Supply & Delivery of Lamps & Gyr Electricity Repaired Meters Cash Power Gem Life or Similar	Infrastructure & Planning	19-Jun-23	Lands-Gyr (Pty) Ltd	1	0	Once-off	R -	R 156 000,00	R 23 400,00	R 179 400,00
31	SC2385/2023	Baboon Management Programme in the Overstrand Municipal Area	Infrastructure & Planning	02-Jun-23	Cancelled - insufficient funding to cover the total envisaged expenditure	N/A	N/A	Once-off	R -	R -	R -	Cancelled
32	SC2386/2023	Supply & Delivery of Galvanised Steel Street Sign Poles complete with Caps and Pins	Finance	21-Jun-23	Stature (Pty) Ltd	0	0	Once-off	R 346 626,09	R -	R 21 993,91	R 368 620,00
33	SC2391/2023	Supply and Delivery of Large Electrical Bidding Board for Ready Board	Infrastructure & Planning	28-Jun-23	Maitsha Trading (Pty) Ltd	1	3	Once-off	R -	R 70 200,00	R -	R 70 200,00
34	SC2395/2023	Supply & Delivery of Dual Frequency Cable Location System	Infrastructure & Planning	26-Jun-23	Pro Specialized Products Solutions (Pty) Ltd	1	3	Once-off	R -	R 53 850,00	R 8 077,50	R 61 927,50
35	SC2397/2023	Hiring of Shipping Containers	Protection Services	26-Jun-23	Rigitech and Services (Pty) Ltd	0	30	31-Dec-23	R 132 195,11	R -	R 19 629,27	R 152 024,38
36	SC2398/2023	Supply & Delivery of 20m High Mast Light Poles with Light Buckets	Infrastructure & Planning	19-Jun-23	Sectional Poles (Pty) Ltd	0	0	Once-off	R -	R 170 820,00	R 25 623,00	R 196 443,00
37	SC2400/2023	Supply, Delivery and Licensing of New Weaponry for Overstrand Municipality Officers	Protection Services	26-Jun-23	Arm and Fire (Pty) Ltd	0	30	Once-off	R -	R 149 102,61	R 22 365,39	R 171 468,00
Total									R 82 947 960,69	R 504 737 662,61	R 87 993 737,07	R 675 681 410,36

37

Total



PROCUREMENT BELOW R30 000 WRITTEN QUOTATIONS IN TERMS OF COUNCIL'S PREFERENTIAL PROCUREMENT POLICY - 01 APRIL 2023 TO 30 JUNE 2023: QUARTER 4

#	REQ NR	ORDER NO	ORDER DATE	CREDITOR NAME	ORDER AMOUNT - EXCL. VAT	VAT AMOUNT	ORDER AMOUNT - VAT INCL.	DESCRIPTION OF THE ORDER
1	130067	262826	03/04/2023	MYD ESIGN	R 3 300,00	R -	R 3 300,00	CATERING
2	130669	262845	04/04/2023	LES ENGRAVERS	R 1 771,74	R 258,26	R 1 980,00	NAME TAGS
3	130262	262852	04/04/2023	BUCCO HERMANUS	R 9 369,00	R 1 405,35	R 10 774,35	PAINT
4	130773	262855	04/04/2023	KAAP AGRIL AGRIM ARK LIQUOR	R 1 430,00	R 214,50	R 1 644,50	JACKETS
5	130338	262856	04/04/2023	BUILDERS TRADE DE POT. BUI	R 346,09	R 51,91	R 398,00	TOILET SEAT
6	130761	262857	04/04/2023	SUPA CLUCK KLEINMOND	R 91,30	R 13,70	R 105,00	VEHICLE REPAIRS/SPARE S
7	130743	262862	04/04/2023	ALEX GRANT PHARMACY	R 117,93	R 17,69	R 135,62	IOD. MEDICATION
8	130685	262864	04/04/2023	BIDVEST WALTONS	R 1 010,29	R 151,54	R 1 161,83	STATIONERY
9	129512	262878	04/04/2023	KLEINMOND BOLHANDEL	R 1 059,57	R 158,93	R 1 218,50	HARDWARE
10	130374	262879	04/04/2023	ADUJIVO ENTERPRISES (PTY)	R 3 270,00	R 490,50	R 3 760,50	CLOTHING
11	130397	262880	04/04/2023	E-BOL SYSTEMS CC	R 20 693,88	R 3 104,08	R 23 797,96	WATER BOILER
12	130557	262881	04/04/2023	OFFICE FOR YOU (PTY) LTD	R 2 876,50	R 431,48	R 3 307,98	STATIONERY
13	130458	262882	04/04/2023	BUILDERS TRADE DE POT. BUI	R 4 620,45	R 693,07	R 5 313,52	GEYSER
14	130459	262883	04/04/2023	PPP HERMANUS	R 2 160,00	R 324,00	R 2 484,00	PLUMBING ITEM S
15	130585	262884	04/04/2023	BIDVEST WALTONS	R 1 607,60	R 241,14	R 1 848,74	CLEANING PRODUCTS
16	130713	262885	04/04/2023	GILBERT'S CATERING	R 8 210,00	R -	R 8 210,00	CATERING
17	129799	262886	04/04/2023	UNIVERSAL TRADING	R 462,46	R -	R 462,46	HARDWARE
18	130473	262887	04/04/2023	YELLOW MANGO TRADING CC	R 3 319,50	R 497,93	R 3 817,43	CLEANING PRODUCTS
19	130910	262930	05/04/2023	PPP HERMANUS	R 634,00	R 95,10	R 729,10	TAPS
20	130832	262932	05/04/2023	HERMANUS OFFICE NATIONAL	R 217,04	R 32,56	R 249,60	STAMP PAD
21	130806	262933	05/04/2023	HERMANUS MIDAS	R 172,80	R 25,92	R 198,72	VEHICLE REPAIRS/SPARE S
22	130408	262941	05/04/2023	BIG CHEST (PTY) LTD	R 8 320,00	R 1 248,00	R 9 568,00	ENVIRONMENTAL METER
23	130892	262942	05/04/2023	GANSBAAI BUILD IT (PTY) L	R 1 512,96	R 216,94	R 1 729,90	WATERPROOFING
24	130791	262943	06/04/2023	INOLADA 8 (PTY) LTD	R 645,00	R 96,75	R 741,75	GAJGETS
25	130626	262945	06/04/2023	STANFORD SECURITY SERVICE	R 689,90	R 103,49	R 793,39	REPAIR ALARM
26	130707	262946	06/04/2023	KLEINMOND GLASS AND ALUMI	R 610,99	R -	R 610,99	MIRROR
27	130538	262947	06/04/2023	AMOROC DOORS	R 1 113,04	R 166,96	R 1 280,00	SERVICE GARAGE DOOR
28	130775	262948	06/04/2023	BARGAIN BOOKS	R 1 603,57	R 240,53	R 1 844,10	LIBRARY BOOKS
29	130608	262949	06/04/2023	HERMANUS OFFICE NATIONAL	R 910,61	R 136,59	R 1 047,20	STATIONERY
30	130694	262951	06/04/2023	HERMANUS OFFICE NATIONAL	R 694,00	R 104,10	R 798,10	STATIONERY
31	130776	262952	06/04/2023	HERMANUS OFFICE NATIONAL	R 1 265,05	R 189,76	R 1 454,81	STATIONERY
32	130877	262953	06/04/2023	KAAP AGRIL AGRIM ARK LIQUOR	R 990,00	R 148,50	R 1 138,50	SHOES
33	130877	262956	06/04/2023	GANSBAAI BUILD IT (PTY) L	R 1 243,30	R 186,50	R 1 429,80	STEEL
34	130924	262957	06/04/2023	HERMANUS OFFICE NATIONAL	R 1 542,00	R 231,30	R 1 773,30	STATIONERY
35	130883	262959	06/04/2023	VISSER PAINTERS	R 1 950,00	R -	R 1 950,00	REPAIR ROOF
36	130772	262960	06/04/2023	OK FOODS GANSBAAI	R 339,96	R 50,99	R 390,95	REFRESHMENT
37	130217	262961	06/04/2023	CUSTOM DEN (PTY) LTD	R 2 000,00	R -	R 2 000,00	INSTALLATION OF DESK
38	130959	262962	06/04/2023	THE COLOUR BOX CC	R 1 640,54	R 246,06	R 1 886,62	PAINT

#	REQ. NR.	ORDER NO	ORDER DATE	CREDITOR NAME	ORDER AMOUNT - EXCL. VAT	VAT AMOUNT	ORDER AMOUNT - INCL.	DESCRIPTION OF THE ORDER
39	13.0807	262967	11/04/2023	M FEMOTEK TRADING CC	R 17 716.30	R 2 658.95	R 20 385.25	SHADE CLOTH
40	13.0919	262971	11/04/2023	KLEINMOND BUILD IT	R 834.74	R 125.21	R 959.95	PAINT
41	12.9485	262972	11/04/2023	KLEINMOND BOUHANDEL	R 650.52	R 97.58	R 748.10	FERTILISER
42	13.0726	262973	11/04/2023	T SHALI PROJECTS	R 1 965.00	-	R 1 965.00	REPAIR PAVING
43	13.0677	262974	11/04/2023	OFFICE FOR YOU (PTY) LTD	R 11 541.40	R 1 731.21	R 13 272.61	STATIONERY
44	13.0970	262975	11/04/2023	BIDVEST WALTONS	R 1 067.55	R 160.13	R 1 227.68	STATIONERY
45	13.1012	262976	11/04/2023	SI HERHOLDY FURNITURE S TO	R 1 335.65	R 200.35	R 1 536.00	MICROWAVE
46	13.1026	262977	11/04/2023	GANSBAAI BUILD IT (PTY) L	R 1 439.91	R 215.99	R 1 655.90	HARDWARE
47	13.0597	262978	11/04/2023	MILKOO MARKETING (PROMINE	R 5 172.00	R 775.80	R 5 947.80	PAINT
48	13.0619	262979	11/04/2023	NOLADAR (PTY) LTD	R 8 720.00	R 1 315.50	R 10 035.50	SAFETY BOOTS
49	12.9197	262980	11/04/2023	IGWALAGW ALA HOLDINGS (PTY	R 24 466.00	-	R 24 466.00	APPLIANCES
50	13.0388	262981	11/04/2023	HERMANUS EXTINGUISHER SER	R 4 550.00	R 682.50	R 5 232.50	SERVICE FIRE EXTINGUISHERS
51	13.0971	262982	11/04/2023	HERMANUS MID AS	R 225.90	R 33.89	R 259.79	VEHICLE REPAIRS/SPARES
52	13.0843	262983	11/04/2023	ALEX GRANT PHARMACY	R 303.77	R 45.56	R 349.33	MOO MEDICATION
53	13.0608	262988	12/04/2023	KAP AGRI AGRIMARK LIQUOR	R 23 355.00	R 3 503.25	R 26 858.25	JACKETS
54	13.0425	262989	12/04/2023	KAP AGRI AGRIMARK LIQUOR	R 6 680.00	R 1 002.00	R 7 682.00	CLOTHING
55	13.0512	262990	12/04/2023	BIDVEST WALTONS	R 7 225.00	R 1 156.75	R 8 381.75	OFFICE CHAIRS
56	13.0993	262991	12/04/2023	GANSBAAI BUILD IT (PTY) L	R 424.26	R 63.64	R 487.90	TALES
57	13.0005	262992	12/04/2023	DJAZZ STRAND HOTEL	R 8 660.87	R 1 299.13	R 9 960.00	ACCOMMODATION
58	12.9341	262993	12/04/2023	SUTIA FENCING (PTY) LTD	R 11 255.00	-	R 11 255.00	REPAIR FENCE
59	13.1090	262994	12/04/2023	BUILDERS TRADE DE POT, BUI	R 660.87	R 99.13	R 760.00	MULTI PLUGS
60	13.1079	262995	12/04/2023	THE COLOUR BOX CC	R 1 721.45	R 258.22	R 1 979.67	PAINT
61	13.1078	262996	12/04/2023	GANSBAAI MIDAS	R 754.60	R 113.19	R 867.79	SMALL TOOLS
62	13.1062	262997	12/04/2023	GANSBAAI BUILD IT (PTY) L	R 1 182.52	R 177.38	R 1 359.90	LOCKS
63	13.0465	262998	12/04/2023	NOLADAR (PTY) LTD	R 6 819.00	R 1 027.85	R 7 846.85	POWER TOOLS
64	13.0547	262999	12/04/2023	GANSBAAI BUILD IT (PTY) L	R 1 956.43	R 293.47	R 2 249.90	STABLE DOOR
65	13.1064	263000	12/04/2023	OK FOODS GANSBAAI	R 1 617.39	R 242.61	R 1 860.00	AIRTIME
66	13.0727	263001	12/04/2023	MAGATYENI CLEANINGS SERVICE	R 1 800.00	-	R 1 800.00	WEIDING WORK
67	13.1048	263006	12/04/2023	GANSBAAI BUILD IT (PTY) L	R 1 571.91	R 235.79	R 1 807.70	SMALL TOOLS
68	13.1143	263008	12/04/2023	OK FOODS GANSBAAI	R 1 828.13	R 165.50	R 1 993.63	REFRESHMENTS
69	13.1099	263009	12/04/2023	KLEINMOND BOUHANDEL	R 1 408.70	R 211.80	R 1 620.50	BLOW TORCH
70	13.0646	263010	13/04/2023	NOLADAR (PTY) LTD	R 13 599.00	R 2 039.85	R 15 638.85	GETYSER
71	13.0261	263011	13/04/2023	BUCO HERMANUS	R 4 111.16	R 616.67	R 4 727.83	HARDWARE
72	13.1122	263015	13/04/2023	GANSBAAI BUILD IT (PTY) L	R 412.87	R 61.93	R 474.80	HARDWARE
73	13.1149	263018	13/04/2023	OK FOODS GANSBAAI	R 512.10	R 76.82	R 588.92	REFRESHMENTS
74	13.1045	263022	13/04/2023	LES ENGRAVERS	R 880.00	-	R 880.00	ENGRAVING
75	13.1070	263023	13/04/2023	JUFFROSHOOGTE GASTEPILAAS	R 1 165.22	R 174.78	R 1 340.00	ACCOMMODATION
76	13.0471	263024	13/04/2023	OFFICE FOR YOU (PTY) LTD	R 19 592.80	R 2 938.92	R 22 531.72	STATIONERY
77	13.0629	263025	13/04/2023	ADVANCE OFFICE SUPPLIES S C	R 8 078.00	R 1 331.70	R 9 409.70	OFFICE FURNITURE
78	13.0568	263030	13/04/2023	DIRELLEE PRINTING	R 1 391.30	R 208.70	R 1 600.00	LAPTOP STAND
79	13.0717	263031	13/04/2023	BIDVEST WALTONS	R 1 178.67	R 176.80	R 1 355.47	NOTICE BOARD
80	13.1085	263032	14/04/2023	FELLOU MANGO TRADING CC	R 4 028.00	R 604.20	R 4 632.20	PE STIODE
81	13.0438	263036	14/04/2023	BUILDERS TRADE DE POT, BUI	R 3 659.82	R 548.97	R 4 208.79	HARDWARE
82	13.1112	263037	14/04/2023	GANSBAAI BUILD IT (PTY) L	R 1 652.09	R 247.81	R 1 899.90	DOOR
83	13.1033	263040	14/04/2023	BARGAIN BOOKS	R 790.96	R 109.64	R 900.60	LIBRARY BOOKS
84	13.0719	263041	14/04/2023	OFFICE FOR YOU (PTY) LTD	R 2 073.00	R 310.95	R 2 383.95	STATIONERY
85	13.1156	263045	14/04/2023	BIDVEST WALTONS	R 820.28	R 123.04	R 943.32	STATIONERY
86	13.1161	263046	14/04/2023	GANSBAAI BUILD IT (PTY) L	R 1 549.39	R 232.41	R 1 781.80	HARDWARE
87	13.0696	263047	14/04/2023	UNIVERSAL TRADING	R 10 460.00	R 1 569.00	R 12 029.00	BATHROOM ACCESSORIES

#	REC'D NR	ORDER NO	ORDER DATE	CREDITOR NAME	ORDER AMOUNT - EXCL. VAT	VAT AMOUNT	ORDER AMOUNT - VAT INCL	DESCRIPTION OF THE ORDER
88	130827	263048	14/04/2023	LINDA JACOBS PROMOTIONS	R 5 043,70	R 756,96	R 5 800,76	MEDALS AND TROPHIES
89	130825	263049	14/04/2023	ENDLESS JOURNEY MEDIA AND CARBON-SENSE CC	R 4 000,00	R -	R 4 000,00	SOUND SYSTEM
90	130583	263050	14/04/2023	BIOVEST WALTONS	R 722,40	R -	R 722,40	STATIONERY
91	131171	263051	14/04/2023	BIOVEST WALTONS	R 645,00	R 96,75	R 741,75	OFFICE FURNITURE
92	130628	263052	14/04/2023	DERELIZE PRINTING	R 21 925,00	R -	R 21 925,00	PRINTED SHIRTS
93	131111	263053	14/04/2023	HERMANUS MID AS	R 39,99	R 6,00	R 45,99	VEHICLE REPAIRS/SPARE S
94	131418	263054	14/04/2023	PROLINEA OFFICE FURNITURE	R 1 195,00	R 179,25	R 1 374,25	BLINDS
95	131133	263058	17/04/2023	ERIC BOOBER PROMOTIONS (P	R 1 529,65	R 229,45	R 1 759,10	SMALL TOOLS
96	130819	263059	17/04/2023	BIOVEST WALTONS	R 800,70	R 124,61	R 955,31	STATIONERY
97	179418	263064	17/04/2023	GRAPHICWORLD (PTY) LTD	R 8 700,00	R -	R 8 700,00	SUBSCRIPTION
98	131430	263065	17/04/2023	IGNITY ENGINEERING AND TRA	R 1 713,04	R 256,96	R 1 970,00	FIRE PLACE INSPECTION
99	130812	263066	17/04/2023	BIOVEST WALTONS	R 2 133,34	R 320,00	R 2 453,34	OFFICE CHAIRS
100	131117	263067	17/04/2023	RUA SERVICES (PTY) LTD	R 1 809,00	R -	R 1 809,00	REPAIR DOOR
101	131379	263068	17/04/2023	GANSBAAI BUILD IT (PTY) L	R 1 573,74	R 236,06	R 1 809,80	SMALL TOOLS
102	131392	263069	17/04/2023	GANSBAAI BUILD IT (PTY) L	R 1 725,57	R 258,83	R 1 984,40	SHADE CLOTH
103	131441	263070	17/04/2023	CCS PLANT TOOL & TRAILER	R 351,30	R 52,70	R 404,00	SMALL PLANT HIRE
104	131480	263071	17/04/2023	NOITEX (PTY) LTD - COVERST	R 1 061,52	R 159,23	R 1 220,75	ELECTRICIANS TOOLS
105	131483	263072	17/04/2023	SUPA QUICK HERMANUS	R 1 303,75	R 195,56	R 1 499,31	BATTE RF
106	130263	263073	17/04/2023	NOLADA & (PTY) LTD	R 17 525,00	R 2 628,75	R 20 153,75	ROOF SEALANTS
107	130708	263074	17/04/2023	CHM VUWANI COMPUTER SOLUT	R 22 852,00	R 3 427,80	R 26 279,80	TONERS
108	131049	263075	17/04/2023	BUTTER FLOUR (PTY) LTD	R 5 220,00	R -	R 5 220,00	CATERING
109	131283	263076	17/04/2023	HERMANUS OFFICE NATIONAL	R 1 702,43	R 255,37	R 1 957,80	STATIONERY
110	131053	263077	17/04/2023	BUILDERS TRADE DE POT, BUI	R 996,78	R 140,52	R 1 077,30	TOILET SEAT
111	130678	263078	17/04/2023	BIOVEST WALTONS	R 21 805,00	R 3 195,75	R 24 500,75	OFFICE CHAIRS
112	130745	263079	17/04/2023	GILBERT'S CATERING	R 3 605,00	R -	R 3 605,00	REFRESHMENTS
113	130728	263091	18/04/2023	STANDRO SECURITY SERVICE	R 680,90	R 103,49	R 794,39	ALARM BATTERY
114	130913	263094	18/04/2023	KAMP AGRRI AGRIMARK LIQUOR	R 7 780,00	R 1 167,00	R 8 947,00	GETSER
115	131308	263095	18/04/2023	KLEINMOND BOUHANDEL	R 979,04	R 146,86	R 1 125,90	TINT
116	131292	263096	18/04/2023	HERMANUS MID AS	R 1 216,52	R 182,48	R 1 399,00	POWER TOOLS
117	131291	263097	18/04/2023	HERMANUS MID AS	R 1 216,52	R 182,48	R 1 399,00	POWER TOOLS
118	131246	263098	18/04/2023	CUSTOM DEN (PTY) LTD	R 1 995,00	R -	R 1 995,00	REPAIR RAILINGS
119	131275	263099	18/04/2023	BIOVEST WALTONS	R 796,52	R 119,48	R 916,00	STAMPS
120	131281	263100	18/04/2023	GILBERT'S CATERING	R 1 980,00	R -	R 1 980,00	CATERING
121	130419	263102	18/04/2023	BUCCO HERMANUS	R 3 975,98	R 596,40	R 4 572,38	PAINT
122	131347	263103	18/04/2023	G46 HUB (PTY) LTD	R 1 346,96	R 202,04	R 1 549,00	GAS
123	130768	263104	18/04/2023	IKC SUPPLIERS	R 14 582,10	R 2 187,32	R 16 769,42	STATIONERY
124	131083	263105	18/04/2023	DAUNWIN ALEXANDER	R 1 980,00	R -	R 1 980,00	REPAIR SAFETY DOOR
125	131242	263106	18/04/2023	HERMANUS OFFICE NATIONAL	R 1 320,37	R 198,05	R 1 518,42	CLEANING ITEMS
126	131243	263107	18/04/2023	CUSTOM DEN (PTY) LTD	R 1 950,00	R -	R 1 950,00	STENCILS
127	130686	263108	18/04/2023	OFFICE FOR YOU (PTY) L&I	R 5 442,00	R 816,30	R 6 258,30	LAMINATOR
128	130602	263109	18/04/2023	MEMOTEX TRADING CC	R 11 867,58	R 1 780,14	R 13 647,72	WHEEL BARROW
129	130888	263110	18/04/2023	OVERBERG AGRRI BEDRYWE (PT	R 1 676,52	R 251,48	R 1 928,00	GARDEN SHEARS
130	131524	263111	18/04/2023	OK FOODS GANSBAAI	R 1 044,21	R 156,63	R 1 200,84	REFRESHMENTS
131	131553	263112	18/04/2023	A AND L WELDING SOLUTIONS	R 1 999,90	R -	R 1 999,90	WELDING
132	131249	263113	18/04/2023	HERMANUS OFFICE NATIONAL	R 1 314,35	R 197,15	R 1 511,50	STATIONERY
133	131055	263114	18/04/2023	PHY HERMANUS	R 1 641,60	R 246,24	R 1 887,84	STOP TAPS AND PLUMBING ACCESSORIES
134	131024	263115	18/04/2023	M Y DESIGN	R 739,13	R 110,87	R 850,00	STICKERS
135	131198	263117	18/04/2023	KLEINMOND BUILD IT	R 1 191,30	R 178,69	R 1 369,99	SPRAY GUN
136	131220	263118	18/04/2023	HERMANUS OFFICE NATIONAL	R 1 115,74	R 167,36	R 1 283,10	STATIONERY

#	REQ NR	ORDER NO	ORDER DATE	CREDITOR NAME	ORDER AMOUNT - EXCL. VAT	VAT AMOUNT	ORDER AMOUNT - INCL	DESCRIPTION OF THE ORDER
137	131231	263119	18/04/2023	NEW LIFE WOODWORK (PTY) L	R 2 000,00	R -	R 2 000,00	CARPENTRY
138	130357	263120	18/04/2023	IDRELIZE PRINTING	R 1 625,00	R -	R 1 625,00	PRINTED SHIRTS
139	130729	263121	18/04/2023	KOLE NEL EN DOGTERS (PTY)	R 23 625,26	R -	R 23 625,26	DOG FOOD
140	130522	263122	18/04/2023	BLACO HERMANUS	R 3 630,20	R 544,53	R 4 174,73	LOCKS
141	130995	263124	18/04/2023	SOBANTU M	R 4 395,00	R -	R 4 395,00	STEAM CLEANING
142	131455	263125	18/04/2023	BARGAIN BOOKS	R 407,91	R 61,19	R 469,10	LIBRARY BOOKS
143	131444	263126	18/04/2023	BARGAIN BOOKS	R 1 148,09	R 172,21	R 1 320,30	LIBRARY BOOKS
144	131423	263127	18/04/2023	HERMANUS OFFICE NATIONAL	R 73,91	R 11,09	R 85,00	STATIONERY
145	130800	263128	18/04/2023	ADILIVO ENTERPRISES (PTY)	R 24 325,00	R 3 648,75	R 27 973,75	CLOTHING
146	131250	263137	19/04/2023	HERMANUS MIDAS	R 889,10	R 133,37	R 1 022,47	VEHICLE REPAIRS/SPARES
147	131102	263138	19/04/2023	KLEINMOND BUILD IT	R 1 499,99	R 225,00	R 1 724,99	TOILET SUITE
148	131260	263139	19/04/2023	BIDVEST WALLTOPS	R 216,52	R 32,48	R 249,00	WIRELESS MOUSE
149	131084	263140	19/04/2023	GATEWAY SUPERSPAR & TOPPS	R 1 653,69	R 248,05	R 1 901,74	KITCHEN UTENSILS
150	131257	263142	19/04/2023	RIBBENS OFFICE NATIONAL	R 1 688,20	R 250,23	R 1 938,43	STATIONERY
151	131046	263143	19/04/2023	KLEINMOND BUILD IT	R 506,88	R 76,03	R 582,91	HARDWARE
152	131268	263144	19/04/2023	HERMANUS MIDAS	R 1 731,48	R 259,72	R 1 991,20	VEHICLE REPAIRS/SPARES
153	131050	263145	19/04/2023	MATAM SERVICES (PTY) LTD	R 5 100,00	R -	R 5 100,00	TRANSPORT PEOPLE
154	131277	263146	19/04/2023	KLEINMOND BOUHANDEL	R 1 720,17	R 258,03	R 1 978,20	POWER TOOLS
155	130613	263147	19/04/2023	IDRELIZE PRINTING	R 2 450,00	R -	R 2 450,00	SOAP DISPENSER
156	131310	263148	19/04/2023	KLEINMOND GLASS AND ALUMI	R 531,30	R 79,70	R 611,00	MIRRORS
157	130822	263149	19/04/2023	AMOROC DOORS	R 773,91	R 116,09	R 890,00	GATE BATTERY
158	130706	263150	19/04/2023	HERMANUS EXTINGUISHER SER	R 2 230,00	R 334,50	R 2 564,50	SERVICE FIRE EXTINGUISHERS
159	131005	263151	19/04/2023	KLEINMOND BUILD IT	R 695,40	R 104,31	R 799,71	GAS CARTRIDGE
160	130351	263152	19/04/2023	MYDESIGN	R 686,96	R 103,04	R 790,00	BANNER
161	130923	263154	19/04/2023	BEKA SCHREDER (PTY) LTD	R 8 112,00	R 1 216,80	R 9 328,80	SPIGOT
162	130786	263155	19/04/2023	NOLADA 8 (PTY) LTD	R 4 380,00	R 657,00	R 5 037,00	SOLAR LIGHT
163	130811	263156	19/04/2023	KAAP AGRIC AGRIMARK LIQUOR	R 5 780,00	R 864,00	R 6 624,00	BUILDERS LIME
164	130793	263157	19/04/2023	OFFICE FOR YOU (PTY) LTD	R 7 407,20	R 1 111,08	R 8 518,28	STATIONERY
165	131521	263158	19/04/2023	HERMANUS HARDWARE	R 1 363,48	R 204,52	R 1 568,00	SPRAY PAINT
166	131278	263165	19/04/2023	E NDLIS S; JOURNEY MEDIA AND	R 1 565,22	R 234,78	R 1 800,00	SOUND SYSTEM
167	130991	263174	20/04/2023	FELLOW MANGO TRADING CC	R 3 739,13	R 560,87	R 4 300,00	POWER TOOLS
168	130989	263175	20/04/2023	KAAP AGRIC AGRIMARK LIQUOR	R 3 362,50	R 504,38	R 3 866,88	BUILDERS LIME
169	131366	263176	20/04/2023	GAS HUB (PTY) LTD	R 860,87	R 129,13	R 990,00	GAS BURNER
170	130988	263177	20/04/2023	WIKOO MARKETING (PROMINE	R 8 146,00	R 1 221,90	R 9 367,90	PAINT
171	131442	263180	21/04/2023	BUILDERS TRADE DE POT, BLU	R 1 562,61	R 234,39	R 1 797,00	SMALL TOOLS
172	129953	263181	21/04/2023	HERMANUS OFFICE NATIONAL	R 1 590,00	R 238,50	R 1 828,50	STATIONERY
173	131277	263182	21/04/2023	BOLAND BADGE AND ENGRAVIN	R 1 720,00	R 258,00	R 1 978,00	TROPHIES
174	131466	263183	21/04/2023	HERMANUS FYNARTS (HERMANU	R 1 900,00	R -	R 1 900,00	WORKSHOP
175	131034	263184	21/04/2023	BARGAIN BOOKS	R 1 734,00	R 260,10	R 1 994,10	LIBRARY BOOKS
176	130895	263188	21/04/2023	BOLT AND ENGINEERING DIST	R 24 800,00	R 3 720,00	R 28 520,00	TRAFFIC CONES
177	130732	263195	21/04/2023	BIG CHEST (PTY) LTD	R 18 000,00	R 2 700,00	R 20 700,00	CONCRETE BENCH
178	130523	263201	21/04/2023	BUILDERS TRADE DE POT, BLU	R 9 568,70	R 1 435,30	R 11 004,00	DOORS
179	131473	263202	21/04/2023	KAAP AGRIC AGRIMARK LIQUOR	R 694,78	R 104,22	R 799,00	SAFETY BOOTS
180	131393	263203	21/04/2023	HERMANUS MOWER CENTRE	R 585,22	R 84,78	R 670,00	MOWER SPARES
181	131554	263204	21/04/2023	BD FURNISHERS KLEINMOND C	R 434,78	R 65,22	R 500,00	ELECTRIC NETTLE
182	130796	263210	24/04/2023	OFFICE FOR YOU (PTY) LTD	R 23 216,00	R 3 482,40	R 26 698,40	STATIONERY
183	130879	263211	24/04/2023	MEMOTEK TRADING CC	R 18 529,98	R 2 779,50	R 21 309,48	HARDWARE
184	131352	263216	24/04/2023	KAAP AGRIC AGRIMARK LIQUOR	R 1 168,38	R 175,26	R 1 343,64	CLEANING UTENCILS
185	130881	263229	24/04/2023	HENRY GAFFLEY BOUERS CC	R 16 960,90	R -	R 16 960,90	ROOF WATERPROOF

#	REQ NR	ORDER NO	ORDER DATE	CREDITOR NAME	ORDER AMOUNT - EXCL. VAT	VAT AMOUNT	ORDER AMOUNT - INCL.	DESCRIPTION OF THE ORDER
186	131341	263230	24/04/2023	THANOS LINE N AND CATERI	R 585,00	R -	R 585,00	CLEAN UPHOLSTERY
187	130966	263232	24/04/2023	HERMANUS MOWER CENTRE	R 5 026,46	R 753,97	R 5 780,43	MOWER SPARES
188	130736	263233	24/04/2023	NOLADA 8 (PTY) LTD	R 9 422,40	R 1 413,36	R 10 835,76	WATER PURIFIER
189	130893	263234	24/04/2023	OFFICE FOR YOU (PTY) LTD	R 4 250,00	R 637,50	R 4 887,50	LABELING
190	131211	263235	24/04/2023	BUCCO HERMANUS	R 2 214,75	R 332,21	R 2 546,96	SMALL TOOLS
191	131540	263236	24/04/2023	KLEINMOND BUILD IT	R 695,40	R 104,31	R 799,71	WATERPROOFING
192	131386	263242	25/04/2023	HERMANUS LOCKSMITHS AND S	R 1 680,00	R 252,00	R 1 932,00	LOCKS
193	130738	263252	26/04/2023	BIDVEST WALTONS	R 3 418,73	R 285,58	R 3 704,31	REFRESHMENTS
194	131880	263253	26/04/2023	HERMANUS MOWER CENTRE	R 1 721,74	R 258,26	R 1 980,00	TRIMMER HEAD
195	131015	263254	26/04/2023	THE AFRICAN GYPSY (PTY) L	R 14 809,23	R -	R 14 809,23	FUGHTS
196	131013	263255	26/04/2023	GARDEN COURT SOUTH BEACH	R 13 820,48	R 2 073,07	R 15 893,55	ACCOMMODATION
197	131583	263257	26/04/2023	DATASTOOR (PTY) LTD	R 1 034,78	R 155,22	R 1 190,00	EXTERNAL HARD DRIVE
198	131170	263258	26/04/2023	ERC BOOMER PROMOTIONS (P	R 3 385,83	R 507,87	R 3 893,70	SMALL TOOLS
199	131057	263259	26/04/2023	NOLADA 8 (PTY) LTD	R 1 796,00	R 269,40	R 2 065,40	CLOTHING
200	131167	263260	26/04/2023	OK FOODS GANSBAAI	R 4 466,17	R 669,93	R 5 136,10	CLEANING ITEMS
201	131213	263261	26/04/2023	NOLADA 8 (PTY) LTD	R 4 101,00	R 615,15	R 4 716,15	HARDWARE
202	131311	263262	26/04/2023	DERELIZE PRINTING	R 1 990,00	R -	R 1 990,00	CHROMADIEK SIGNS
203	130823	263263	26/04/2023	ENDLESS JOURNEY MEDIA AND	R 2 500,00	R -	R 2 500,00	PHOTOGRAPHY
204	130821	263264	26/04/2023	NONXUS SERVICE S (PTY) LT	R 16 400,00	R -	R 16 400,00	CATERING
205	131638	263265	28/04/2023	RONDEKUIJ ESTATES CC	R 2 608,70	R 391,30	R 3 000,00	ACCOMMODATION
206	131454	263266	28/04/2023	MEMOTEK TRADING CC	R 10 388,20	R 1 558,23	R 11 946,43	HARDWARE
207	130881	263267	28/04/2023	BUCCO HERMANUS	R 10 886,36	R 1 634,45	R 12 520,81	HARDWARE
208	130479	263269	28/04/2023	BIDVEST WALTONS	R 8 687,87	R 1 303,18	R 9 991,05	STATIONERY
209	131384	263270	02/05/2023	HERMANUS BUILD IT (PTY) L	R 1 634,70	R 245,20	R 1 879,90	LIED LIGHTS
210	131331	263273	02/05/2023	BUTTER FLOUR (PTY) LTD	R 3 020,00	R -	R 3 020,00	CATERING
211	131032	263274	02/05/2023	MEMOTEK TRADING CC	R 4 080,57	R 613,59	R 4 704,16	BATTERY POWERED PORTABLE SYSTEM
212	131336	263275	02/05/2023	SOBANTU M	R 6 300,00	R -	R 6 300,00	CLEANING OF CARPET'S
213	131096	263276	02/05/2023	SHADOWLANDS NURSERY	R 1 398,50	R 209,78	R 1 608,28	GARDEN PLANTS
214	131546	263277	02/05/2023	HERMANUS BUILD IT (PTY) L	R 18 538,96	R 2 780,84	R 21 319,80	GEYSER
215	131116	263286	03/05/2023	GANSBAAI BUILD IT (PTY) L	R 1 217,90	R 182,40	R 1 399,90	WATER TAP
216	131338	263288	03/05/2023	GANSBAAI BUILD IT (PTY) L	R 25 626,78	R 3 844,02	R 29 470,80	HARDWARE
217	131673	263289	03/05/2023	COLOURPIX GRAPHIC DESIGNS	R 450,00	R 67,50	R 517,50	BUSINESS CARDS
218	131027	263290	03/05/2023	OFFICE FOR YOU (PTY) LTD	R 8 015,40	R 1 202,31	R 9 217,71	STATIONERY
219	131160	263291	03/05/2023	BIDVEST WALTONS	R 1 941,28	R 291,19	R 2 232,47	STATIONERY
220	130683	263294	04/05/2023	ARTHUR AA	R 13 250,00	R -	R 13 250,00	BUILDING MAINTENANCE
221	130917	263295	04/05/2023	CCS PLANT TOOL & TRAILER	R 10 756,52	R 1 613,48	R 12 370,00	BRUSH CUTTERS
222	131020	263296	04/05/2023	POSTNET HERMANUS	R 469,57	R 70,43	R 540,00	COURIER
223	131139	263311	04/05/2023	OFFICE FOR YOU (PTY) LTD	R 3 038,90	R 455,84	R 3 494,74	STATIONERY
224	130790	263313	04/05/2023	GANSBAAI APTEEK	R 86,88	R 13,33	R 100,21	IOD MEDICATION
225	130967	263320	04/05/2023	NOLADA 8 (PTY) LTD	R 17 180,08	R 2 577,10	R 19 757,78	HARDWARE
226	131059	263322	04/05/2023	HERMANUS FACTORY SHOP - 0	R 778,70	R 116,80	R 895,50	TABLE CLOTH
227	131017	263327	05/05/2023	THE AFRICAN GYPSY (PTY) L	R 4 800,00	R -	R 4 800,00	SHUTTLE SERVICES
228	131488	263328	05/05/2023	NOLADA 8 (PTY) LTD	R 33 250,00	R 3 487,50	R 36 737,50	SOLAR FLOOD LIGHTS
229	131538	263329	05/05/2023	KAMP AIGRI AGRIMARK UQUOR	R 22 680,00	R 3 402,00	R 26 082,00	ROOF SEALANT
230	131390	263334	05/05/2023	MEMOTEK TRADING CC	R 21 177,40	R 3 176,61	R 24 354,01	UPHOLESTRY AND CARPET CLEANER
231	130824	263335	05/05/2023	HAZARD BONAKO CAPE (PTY)	R 450,00	R 67,50	R 517,50	REPAIR WORK
232	131535	263337	05/05/2023	AMORC DOORS	R 9 225,22	R 1 383,78	R 10 609,00	SUPPLY AND INSTALL GATE MOTOR
233	131060	263338	05/05/2023	PANDORA LAND J (PTY) LTD	R 9 500,00	R -	R 9 500,00	MAINTENANCE WORK
234	131021	263339	05/05/2023	DERELIZE PRINTING	R 16 890,00	R -	R 16 890,00	TOURISM - ADVERTISING

#	REQ NR	ORDER NO	ORDER DATE	CREDITOR NAME	ORDER AMOUNT - EXCL VAT	VAT AMOUNT	ORDER AMOUNT - VAT INCL	DESCRIPTION OF THE ORDER
235	131200	263341	05/05/2023	OFFICE FOR YOU (PTY) LTD	R 2 250,00	R	337,50	STATIONERY
236	131238	263348	05/05/2023	BUILDERS TRADE DE POT, BUI	R 16 859,90	R	2 528,98	ROOF SHEETS
237	131234	263350	05/05/2023	NOLADA 8 (PTY) LTD	R 7 090,00	R	1 063,50	WATER DISPENSER
238	131187	263351	05/05/2023	KFC ENGINEERING & INDUST	R 2 220,00	R	333,00	HELMET SET
239	131541	263352	08/05/2023	BD FURNISHERS KLEINMOOD C	R 2 173,91	R	326,09	ELECTRICAL APPLIANCE
240	131097	263353	08/05/2023	WELTVEDE KWE KERY VENMOO	R 883,30	R	132,50	1 015 80 PLANTS
241	131165	263354	08/05/2023	KLEINMOOD BOUHANDEL	R 5 154,09	R	773,11	5 927 20 HARDWARE
242	130098	263355	08/05/2023	OFFICE FOR YOU (PTY) LTD	R 2 595,09	R	-	2 595 09 STATIONERY
243	131073	263356	08/05/2023	LINDA JACOBS PROMOTIONS	R 17 805,40	R	2 670,81	20 476 21 CLOTHING
244	130922	263357	08/05/2023	KLEINMOOD BOUHANDEL	R 7 548,40	R	-	7 548 40 S/PINE
245	131208	263358	08/05/2023	NOLADA 8 (PTY) LTD	R 11 330,00	R	1 699,50	13 029 50 PLUMBING MATERIAL
246	131120	263359	08/05/2023	NOLADA 8 (PTY) LTD	R 5 876,00	R	883,40	6 757 40 HARDWARE
247	131428	263360	08/05/2023	D2SL STEEL PROJECTS (PTY)	R 28 000,00	R	-	28 000 00 BUGLAR BARS
248	130265	263361	08/05/2023	DJ MAGIC	R 18 000,00	R	-	18 000 00 BUILDING MAINTENANCE
249	131163	263362	08/05/2023	LOCO ELECTRICAL WHOLESAL	R 3 533,64	R	530,05	4 063 69 ELECTRICAL ITEMS
250	131118	263363	08/05/2023	DERELIZE PRINTING	R 6 390,00	R	-	6 390 00 DESIGN AND PRINTING
251	131085	263364	08/05/2023	BUITTER FLOUR (PTY) LTD	R 23 300,00	R	-	23 300 00 CATERING
252	131086	263365	08/05/2023	ENDLES JOURNEY MEDIA AND	R 5 000,00	R	-	5 000 00 PHOTOGRAPHY
253	131162	263366	08/05/2023	LOCO ELECTRICAL WHOLESAL	R 2 447,40	R	367,11	2 814 51 BATTERY
254	131272	263367	08/05/2023	MAMA MIA DELIGHTS	R 6 650,00	R	-	6 650 00 CATERING
255	131267	263368	08/05/2023	INC PRINT SOLUTIONS	R 6 250,00	R	937,50	7 187 50 CLOTHING
256	130569	263369	08/05/2023	CARBON SENSE CC	R 3 009,81	R	451,47	3 461 28 STATIONERY
257	131601	263372	08/05/2023	SUPAQUICK HERMANUS	R 767,16	R	115,07	882 23 FLEET
258	131626	263373	08/05/2023	BUILDERS TRADE DE POT, BUI	R 433,91	R	65,09	499 00 HEAT GUN
259	131680	263374	08/05/2023	HERMANUS MID AS	R 918,00	R	137,70	1 055 70 FLEET
260	131508	263375	08/05/2023	UNIVERSAL TRADING	R 4 050,00	R	607,50	4 657 50 PLUMBING MATERIAL
261	131194	263376	08/05/2023	LUMBER & JAWN	R 3 587,52	R	538,13	4 125 65 LAWMOWER SPARES
262	131188	263377	08/05/2023	DERELIZE PRINTING	R 4 600,00	R	-	4 600 00 DELIVERY OF FLAGS
263	130730	263378	08/05/2023	KOLE NEL EN DOGTERS (PTY	R 12 989,04	R	-	12 989 04 K9 PARASITE CONTROL
264	131172	263379	09/05/2023	GANSBAAI BUILD IT (PTY) LTD	R 5 573,57	R	536,03	4 109 60 HARDWARE
265	131196	263380	09/05/2023	BUCO HERMANUS	R 3 870,85	R	580,63	4 451 48 TOOLS
266	130774	263381	09/05/2023	BUILDERS TRADE DE POT, BUI	R 12 803,48	R	1 920,52	14 724 00 PAINT
267	130606	263382	09/05/2023	KAAP AGRI AGRIMARK DULOR	R 14 789,80	R	2 218,47	17 008 27 PAINT
268	130884	263383	09/05/2023	OVERBERG AGR1 BEDRYWE (PTY) LTD	R 3 579,13	R	536,87	4 116 00 IRRIGATION DRAGLINE
269	130701	263385	09/05/2023	UJAMBO PROCUREMENT AND O	R 18 610,40	R	2 791,56	21 401 96 LAW ENFORCEMENT UNIFORM
270	131694	263386	09/05/2023	KAAP AGRI AGRIMARK DULOR	R 1 117,39	R	167,61	1 285 00 CLOTHING
271	131233	263387	09/05/2023	BUCO HERMANUS	R 10 513,45	R	1 577,02	12 090 47 S/PINE
272	131695	263390	09/05/2023	HERMANUS MID AS	R 1 172,56	R	175,88	1 348 44 FLEET
273	131699	263411	11/05/2023	ROGTECH SERVICES	R 11 900,00	R	1 788,00	13 708 00 CONTAINER HIRE
274	131141	263412	11/05/2023	BIDVEST WALTONS	R 3 189,61	R	478,44	3 668 05 STATIONERY
275	131118	263413	11/05/2023	HERMANUS MOWER CENTRE	R 4 686,03	R	702,90	5 388 93 MOWER SPARES
276	131256	263414	11/05/2023	MAGATYINI CLEANING SERVIC	R 3 800,00	R	-	3 800 00 INSTALLATION OF FENCE
277	130961	263415	11/05/2023	BIDVEST PAPERPLUS A DAVIS	R 9 888,10	R	1 408,22	10 796 32 PRINT BOOKLETS
278	131689	263416	11/05/2023	GANSBAAI APTEEK	R 151,81	R	22,77	174 58 10D MEDICATION
279	131119	263417	11/05/2023	BIDVEST WALTONS	R 2 071,29	R	310,69	2 381 98 STATIONERY
280	131569	263418	11/05/2023	LINDA JACOBS PROMOTIONS	R 2 418,85	R	362,83	2 781 68 CLOTHING
281	131492	263419	11/05/2023	CORE CATERING HERMANUS	R 2 479,75	R	371,96	2 851 71 CUTLERY AND CROCKERY
282	131470	263420	11/05/2023	THE AFRICAN GYPSY (PTY) L	R 2 600,00	R	-	2 600 00 TRANSPORT PEOPLE
283	131592	263421	11/05/2023	DERELIZE PRINTING	R 8 940,00	R	-	8 940 00 CORPORATE GIFTS

#	REQ NR	ORDER NO	ORDER DATE	CREDITOR NAME	ORDER AMOUNT - EXCL. VAT	VAT AMOUNT	ORDER AMOUNT - INCL	ORDER AMOUNT - VAT	DESCRIPTION OF THE ORDER
284	13 1629	2634 25	11/05/2023	HERMANUS EXTINGUISHER SER	R 500.00	R 75.00	R	575.00	SERVICE FIRE EXTINGUISHERS
285	13 1965	2634 26	12/05/2023	SAM AND BUSIE ENTERPRISE	R 30 000.00	-	R	30 000.00	BULK ORDER FOR ROOFING
286	13 1175	2634 27	12/05/2023	DI MAGIC	R 11 100.00	-	R	11 100.00	REPAIR ROOF
287	13 1485	2634 28	12/05/2023	ADJUVO ENTERPRISES (PTY)	R 4 600.00	690.00	R	5 290.00	CLOTHING
288	13 1364	2634 29	12/05/2023	ADJUVO ENTERPRISES (PTY)	R 2 440.00	366.00	R	2 806.00	CLOTHING
289	13 1121	2634 30	12/05/2023	HERMANUS GAS CC	R 3 547.83	532.17	R	4 080.00	GAS REFILL
290	13 0491	2634 31	12/05/2023	CUSTOM DEN (PTY) LTD	R 12 000.00	-	R	12 000.00	HIGH PRESSURE CLEANING
291	13 0485	2634 32	12/05/2023	HIPPO MIX (PTY) LTD	R 9 136.40	1 370.40	R	10 506.80	CONCRETE
292	13 1562	2634 33	12/05/2023	CUSTOM DEN (PTY) LTD	R 20 610.26	-	R	20 610.26	INSTALL WINDOWS AND DOORS
293	13 1274	2634 34	12/05/2023	BULO HERMANUS	R 2 125.33	318.80	R	2 444.13	HARDWARE
294	13 1107	2634 35	12/05/2023	BUILDERS TRADE DE POT. BUI	R 3 767.83	565.17	R	4 333.00	SHUTTER PLY
295	13 1362	2634 37	12/05/2023	KAAP AGRIC AGRIMARK LIQUOR	R 1 320.00	196.00	R	1 516.00	SHOES
296	13 1377	2634 38	12/05/2023	HEMHEM	R 10 199.20	1 529.88	R	11 729.08	WEED KILLER
297	13 1566	2634 39	12/05/2023	THE 800K COTTAGE CC	R 1 565.22	234.78	R	1 800.00	POSTCARDS
298	13 1028	2634 40	15/05/2023	EPC CONSUMABLES	R 10 455.00	1 568.25	R	12 023.25	KITCHEN AND BATHROOM SUPPLIES
299	13 1445	2634 42	15/05/2023	VISSER PAINTERS	R 2 500.00	-	R	2 500.00	BUILDING MAINTENANCE
300	13 1187	2634 43	15/05/2023	MAKATONG E	R 12 500.00	-	R	12 500.00	BUILDING MAINTENANCE
301	13 1537	2634 44	15/05/2023	BUILDERS TRADE DE POT. BUI	R 3 557.39	533.61	R	4 091.00	PAINT
302	13 1427	2634 45	15/05/2023	PIENAAR BROTHERS (PTY) LT	R 2 171.50	325.73	R	2 497.23	CLOTHING
303	13 1541	2634 48	15/05/2023	MEMOTEX TRADING CC	R 3 157.00	473.55	R	3 630.55	FACESHIELDS
304	13 1419	2634 49	15/05/2023	JOUREY FOUNTAIN VICTORY (P	R 4 890.00	-	R	4 890.00	CUTLERY AND CROCKERY
305	13 1527	2634 50	16/05/2023	NOLADA 8 (PTY) LTD	R 11 137.50	1 670.63	R	12 808.13	SA PINE
306	13 1315	2634 51	16/05/2023	BUILDERS TRADE DE POT. BUI	R 9 385.22	1 407.78	R	10 793.00	HARDWARE
307	13 1434	2634 52	16/05/2023	OFFICE FOR YOU (PTY) LTD	R 2 999.00	449.85	R	3 448.85	STEEL CHAIR TROLLEY
308	13 1715	2634 55	16/05/2023	HERMANUS MIDAS	R 1 549.39	232.41	R	1 781.80	FLEET
309	13 0700	2634 57	16/05/2023	GREAT GROVE ELECTRICAL	R 11 221.74	1 683.26	R	12 905.00	INSTALL DISTRIBUTION BOARD
310	13 1711	2634 58	16/05/2023	MAHUA BREEDER VALLEY	R 450.00	67.50	R	517.50	CALL OUT FEE
311	13 1183	2634 59	17/05/2023	SAM AND BUSIE ENTERPRISE	R 10 500.00	-	R	10 500.00	BUILDING MAINTENANCE
312	13 1258	2634 60	17/05/2023	KAAP AGRIC AGRIMARK LIQUOR	R 16 390.41	2 458.56	R	18 848.97	TREATED PINE AND TIMBER
313	13 1239	2634 61	17/05/2023	PIONEER PLASTICS SUPPLIES	R 5 855.00	878.25	R	6 733.25	RECYCLE COMBO DRUMS
314	13 1584	2634 65	17/05/2023	RC SUPPLIERS	R 3 521.48	528.22	R	4 049.70	STATIONERY
315	13 1729	2634 66	17/05/2023	JOHANN BERGH ELECTRONICS	R 15 950.00	2 397.50	R	18 347.50	TWO WAY RADIOS
316	13 1549	2634 67	17/05/2023	BUTTER FLOUR (PTY) LTD	R 8 520.00	-	R	8 520.00	CATERING
317	13 1299	2634 68	17/05/2023	KLEINMOND BOLHANDEL	R 20 611.30	3 091.70	R	23 703.00	HARDWARE
318	13 0764	2634 69	17/05/2023	M ANEWES PROJECTS (PTY) LT	R 2 325.00	348.75	R	2 673.75	SSGONS
319	13 0237	2634 70	17/05/2023	BOFVIER BOEREMARK	R 21 154.00	3 173.10	R	24 327.10	PALLET RACKING WITH TIMBER DECKS
320	13 1501	2634 71	17/05/2023	LOCO ELECTRICAL WHOLESALE	R 8 290.02	1 243.50	R	9 533.52	ELECTRICAL ITEMS
321	13 1499	2634 72	18/05/2023	EPC CONSUMABLES	R 2 100.00	315.00	R	2 415.00	REPPER SPRAY
322	13 0875	2634 75	18/05/2023	OFFICE FOR YOU (PTY) LTD	R 4 104.05	615.61	R	4 719.66	REFRESHMENTS
323	13 1631	2634 76	18/05/2023	JACDC EXPRESS HERMANUS	R 19 152.54	2 872.88	R	22 025.42	ELECTRICAL ITEMS
324	13 1174	2634 77	18/05/2023	INC PRINT SOLUTIONS	R 2 200.00	330.00	R	2 530.00	SGONS WITH FRAME
325	13 1098	2634 78	18/05/2023	LETSPANT NURSERY	R 6 311.00	-	R	6 311.00	PLANTS
326	13 1669	2634 79	18/05/2023	BOLT AND ENGINEERING DIST	R 1 770.00	265.50	R	2 035.50	PROTECTIVE CLOTHING
327	13 1317	2634 80	18/05/2023	ROOFING & STEEL SERVICE C	R 4 431.30	664.69	R	5 095.99	GALVANIZED ROUND RUBE
328	13 1405	2634 85	18/05/2023	NOLADA 8 (PTY) LTD	R 4 435.00	665.25	R	5 100.25	CLEANING ITEMS
329	13 0975	2634 86	18/05/2023	OFFICE FOR YOU (PTY) LTD	R 4 865.70	729.86	R	5 595.56	STATIONERY
330	13 1074	2634 87	18/05/2023	BARGAIN BOOKS	R 1 404.27	210.64	R	1 614.91	LIBRARY BOOKS
331	13 1135	2634 88	19/05/2023	BOLT AND ENGINEERING DIST	R 4 586.00	687.90	R	5 273.90	CLOTHING
332	13 0804	2634 89	19/05/2023	RC SUPPLIERS	R 14 325.32	2 148.80	R	16 474.12	STATIONERY

#	REQ NR	ORDER NO	ORDER DATE	CREDITOR NAME	ORDER AMOUNT - EXCL. VAT	VAT AMOUNT	ORDER AMOUNT - INCL	DESCRIPTION OF THE ORDER
333	130503	263490	19/05/2023	M BADENI CONST RUKTION (PTY	R 26 131.50	R -	R 26 131.50	BUILDING MAINTENANCE
334	131348	263491	19/05/2023	NOLADA 8 (PTY) LTD	R 11 600.00	R 1 740.00	R 13 340.00	STELLA CHAIRS
335	130710	263492	19/05/2023	HERMANUS OFFICE NATIONAL	R 1 436.92	R 215.54	R 1 652.46	STATIONERY
336	131276	263493	19/05/2023	M CINLIANA TOURS	R 3 680.00	R -	R 3 680.00	TRANSPORTATION
337	131504	263494	19/05/2023	AIM AND FIRE (PTY) LTD	R 1 495.00	R 224.25	R 1 719.25	SELF DEFENCE WEAPON - T ASER BATON
338	131506	263495	19/05/2023	D'ERELIZE PRINTING	R 5 500.00	R -	R 5 500.00	TWO WAY RADIOS
339	131603	263496	22/05/2023	BUILDERS TRADE DE POT, BLU	R 4 596.00	R 689.40	R 5 285.40	GEYSER WITH ACCESSORIES
340	131712	263497	22/05/2023	T ALSMAN HIRE HERMANUS	R 5 452.18	R 817.83	R 6 270.01	HIRE CHEMICAL TOILETS
341	131410	263498	22/05/2023	WALSTAN SERVICES (PTY) LT	R 4 247.80	R 637.17	R 4 884.97	LIBRARY BOOKS
342	131004	263499	22/05/2023	BARGAIN BOOKS	R 1 447.83	R 217.17	R 1 665.00	LIBRARY BOOKS
343	131157	263500	22/05/2023	OVERBERG AGRI BEDRYWE (PT	R 593.91	R 89.09	R 683.00	HARD WARE
344	131041	263501	23/05/2023	HERMANUS OFFICE NATIONAL	R 1 292.66	R 193.50	R 1 486.56	STATIONERY
345	130199	263502	23/05/2023	D'ERELIZE PRINTING	R 15 725.00	R -	R 15 725.00	CLOTHING
346	131287	263506	23/05/2023	M ETWANN PROJ ECTS (PTY) LTD	R 8 000.00	R -	R 8 000.00	BUILDING MAINTENANCE
347	131360	263507	24/05/2023	SAM AND B USE ENTERPRISE	R 15 000.00	R -	R 15 000.00	BUILDING MAINTENANCE
348	130574	263508	24/05/2023	M BOND ENGINEERING (PTY)	R 9 999.00	R 1 499.85	R 11 498.85	SERVICE AND INSPECTION OF OVERHEAD DOORS
349	131229	263509	24/05/2023	E UROPA BOUERS (EUROPA WW)	R 29 500.00	R -	R 29 500.00	BUILDING MAINTENANCE
350	131732	263514	24/05/2023	ACDC EXPRESS HERMANUS	R 3 691.32	R 553.70	R 4 245.02	ELECTRICAL ITEMS
351	131520	263516	25/05/2023	COLOURPIX GRAPHIC DESIGNS	R 15 892.75	R 2 383.91	R 18 276.66	PROMOTIONAL ITEMS
352	131464	263517	25/05/2023	BUILDERS TRADE DE POT, BLU	R 1 350.35	R 202.55	R 1 552.90	LED LIGHTS
353	131400	263518	25/05/2023	BARGAIN BOOKS	R 910.17	R 136.53	R 1 046.70	LIBRARY BOOKS
354	131517	263519	25/05/2023	BOIT RIVER BOEREMARK	R 3 221.87	R 333.28	R 2 555.15	HARDWARE
355	131789	263520	25/05/2023	PROLINEA OFFICE FURNITURE	R 10 923.13	R 1 638.47	R 12 561.60	SUPPLY AND INSTALL BLINDS
356	131479	263521	25/05/2023	Y MS MEDICAL SUPPLIES (PTY	R 11 254.21	R 1 688.13	R 12 942.34	MEDICAL SUPPLIES
357	131054	263522	25/05/2023	NOLADA 8 (PTY) LTD	R 4 890.50	R 733.58	R 5 624.08	TOOLS
358	130986	263523	26/05/2023	ALEX GRANT PHARMACY	R 22 912.37	R 3 416.86	R 26 349.23	MEDICAL SUPPLIES
359	131376	263524	26/05/2023	BUCO HERMANUS	R 13 423.70	R 2 013.55	R 15 437.25	HARDWARE
360	131082	263526	26/05/2023	KAAP AGRI AGRIMARK LIQUOR	R 25 741.77	R 3 861.27	R 29 603.04	CLOTHING
361	131526	263527	26/05/2023	WALSTAN SERVICES (PTY) LT	R 6 857.00	R 1 028.55	R 7 885.55	MEPA STANDARDS
362	131440	263528	26/05/2023	DJ IMAGEC	R 24 000.00	R -	R 24 000.00	ELECTRICAL ITEMS
363	131751	263529	26/05/2023	SABBS	R 3 220.00	R 483.00	R 3 703.00	MEPA STANDARDS
364	131752	263530	26/05/2023	COLOURPIX GRAPHIC DESIGNS	R 220.00	R 33.00	R 253.00	NAME PLATE
365	131449	263533	29/05/2023	BOIT RIVER BOEREMARK	R 8 224.86	R 1 233.73	R 9 458.59	HARDWARE
366	131164	263534	29/05/2023	D'ERELIZE PRINTING	R 3 100.00	R -	R 3 100.00	PROMOTIONAL ITEMS
367	131755	263535	29/05/2023	ALTRON NEXUS (PTY) LTD	R 17 360.00	R 2 604.00	R 19 964.00	TWO WAY RADIOS
368	131270	263537	30/05/2023	HERMANUS OFFICE NATIONAL	R 22 200.26	R 3 330.04	R 25 530.30	STATIONERY
369	131721	263540	31/05/2023	HERMANUS MIDAS	R 1 516.52	R 227.48	R 1 744.00	FLEET SUPPLIES
370	131760	263541	31/05/2023	KAAP AGRI AGRIMARK LIQUOR	R 14 459.00	R 2 168.85	R 16 627.85	SAND BAGS
371	130511	263542	01/06/2023	PROLINEA OFFICE FURNITURE	R 15 522.00	R 2 326.30	R 17 850.30	SUPPLY AND INSTALL BLINDS
372	131518	263543	01/06/2023	BIOVEST WALTONS	R 1 451.36	R 217.70	R 1 669.06	RUBBERSTAMPS
373	131081	263544	01/06/2023	SPARKS AND ELLIS	R 3 488.00	R 523.20	R 4 011.20	MENS SHOES
374	131372	263545	01/06/2023	NOLADA 8 (PTY) LTD	R 7 850.00	R 1 177.50	R 8 927.50	WHITE LINE MARKING LIQUID
375	131359	263546	01/06/2023	HERMANUS GAS CC	R 17 584.35	R 2 637.65	R 20 222.00	SUPPLY AND INSTALL GAS
376	131762	263547	01/06/2023	SELWYN BARNARD	R 11 739.13	R 1 760.87	R 13 500.00	REMOVAL OF FURNITURE
377	130470	263549	01/06/2023	DIAZ STRAND HOTEL	R 2 234.78	R 335.22	R 2 570.00	ACCOMMODATION
378	131131	263551	01/06/2023	OFFICE FOR YOU (PTY) LTD	R 3 227.70	R 484.16	R 3 711.86	STATIONERY
379	130253	263552	02/06/2023	YELLOW MANGO TRADING CC	R 19 100.00	R 2 865.00	R 21 965.00	LHD SMART TV
380	131768	263553	02/06/2023	KAAP AGRI AGRIMARK LIQUOR	R 20 547.00	R 3 082.05	R 23 629.05	SAND BAGS
381	131748	263555	02/06/2023	M CINLIANA TOURS	R 1 650.00	R -	R 1 650.00	TRANSPORTATION

#	REF NR	ORDER NO	ORDER DATE	CREDITOR NAME	ORDER AMOUNT - EXCL. VAT	VAT AMOUNT	ORDER AMOUNT - VAT INCL.	DESCRIPTION OF THE ORDER
382	131744	263556	02/06/2023	BUTTER FLOUR (PTY) LTD	R 5 725,00	R -	R 5 725,00	CATERING
383	131749	263558	05/06/2023	BOLAND BADGE AND ENGRAVIN	R 1 155,79	R 173,37	R 1 329,16	SUPPLY AND DELIVER OF THROPHY
384	131745	263559	05/06/2023	ENDE SS JOURNEY MEDIA AND	R 2 000,00	R -	R 2 000,00	HIRE OF SOUND SYSTEM
385	131285	263563	07/06/2023	NAMAK WA ENTERPRISE COURE	R 15 545,00	R -	R 15 545,00	HYDRO BOILER
386	131377	263564	07/06/2023	CHARNAUDE & CO (PTY) LTD	R 14 000,00	R 2 100,00	R 16 100,00	FLINT ZSL BACKPACK
387	131448	263565	07/06/2023	VIRGIL APPEL BOULERS	R 29 990,00	R -	R 29 990,00	BUILDING MAINTENANCE
388	131782	263566	07/06/2023	FG UNIFORMS CC	R 22 110,00	R 3 316,50	R 25 426,50	CLOTHING
389	131368	263567	07/06/2023	EUROPA BOLERS (EUROPA WW)	R 19 000,00	R -	R 19 000,00	BUILDING MAINTENANCE
390	131746	263572	08/06/2023	ENDE SS JOURNEY MEDIA AND	R 2 500,00	R -	R 2 500,00	PHOTOGRAPHY SERVICES
391	130685	263573	08/06/2023	BIG CHEST (PTY) LTD	R 15 387,00	R 2 308,05	R 17 695,05	FITNESS EQUIPMENT
392	131409	263574	08/06/2023	GATEWAY SUPERSPAR & TOPS	R 434,78	R 65,22	R 500,00	KITCHEN TOWELS
393	131775	263576	08/06/2023	OK FOODS GANGBANI	R 752,90	R -	R 752,90	REFRESHMENTS
394	131766	263577	08/06/2023	HERMANUS MIDAS	R 461,50	R 69,22	R 530,72	FLEET
395	131525	263578	08/06/2023	ARTHUR AA	R 8 300,00	R -	R 8 300,00	WINDOW CLEANING
396	131204	263581	09/06/2023	BLUE LINE INDUSTRIES (Pty	R 20 083,48	R 3 012,52	R 23 096,00	MIC SET
397	131765	263582	12/06/2023	EPC CONSULTABLES	R 8 675,00	R 1 301,25	R 9 976,25	D UNK AND SPF PORT
398	131534	263583	12/06/2023	OFFICE FOR YOU (PTY) LMI	R 2 634,60	R 395,19	R 3 029,79	STATIONERY
399	131784	263584	12/06/2023	BUTTER FLOUR (PTY) LTD	R 4 138,00	R -	R 4 138,00	CATERING
400	130310	263585	12/06/2023	NOLADA 8 (PTY) LTD	R 3 310,00	R 496,50	R 3 806,50	SUPPLY AND INSTALL BLINDS
401	131777	263587	13/06/2023	NOLADA 8 (PTY) LTD	R 3 600,00	R 540,00	R 4 140,00	REFLECTIVE TAPE
402	131791	263588	13/06/2023	FRYHOFF ALBERTYN APTEEK C	R 107,72	R 16,16	R 123,88	I.O.D
403	131792	263589	13/06/2023	FRYHOFF ALBERTYN APTEEK C	R 207,39	R 31,11	R 238,50	I.O.D
404	131374	263590	13/06/2023	MANZO WATER HERMANUS	R 2 370,43	R 355,57	R 2 726,00	20L WATER DISPENSER BOTTLE AND REFILLS
405	131805	263592	14/06/2023	DREAM DEVELOPMENT TRUST	R 826,09	R 123,91	R 950,00	ACCOMODATION
406	131798	263593	14/06/2023	INFNETIX (PTY) LTD	R 3 850,00	R 583,50	R 4 433,50	COMPUTER HARDWARE
407	131811	263596	19/06/2023	DREAM DEVELOPMENT TRUST	R 4 956,52	R 743,48	R 5 700,00	ACCOMODATION
408	131132	263603	21/06/2023	YELLOW MANGO TRADING CC	R 12 652,17	R 1 897,83	R 14 550,00	SHOES FOR CTSTAFF
409	131733	263605	21/06/2023	EMERALD INFRASTRUCTURE SO	R 6 075,00	R 911,25	R 6 986,25	FAULT FINDING REPORT - GENERATOR
410	131819	263608	26/06/2023	BUTTER FLOUR (PTY) LTD	R 5 000,00	R -	R 5 000,00	CATERING FOR COUNCIL MEETING
411	130502	263609	27/06/2023	BIDVEST WALTONS	R 21 991,30	R 3 298,70	R 25 290,00	SUPPLY AND DELIVERY OF FURNITURE
412	129739	263610	27/06/2023	ADUVO ENTERPRISES (PTY)	R 24 154,30	R 3 623,15	R 27 777,45	SUPPLY AND DELIVERY OF TABLES
413	1318034	263613	28/06/2023	KAAP AGR AGRIMARK LIQUOR	R 1 299,98	R 195,00	R 1 494,98	PAINT AND ACCESSORIES
414	131801	263616	29/06/2023	BUTTER FLOUR (PTY) LTD	R 7 010,00	R -	R 7 010,00	CATERING FOR 2 DAYS RISK WORKSHOP
415	131829	263617	29/06/2023	HI-Q HERMANUS	R 2 173,91	R 326,09	R 2 500,00	WILLARD BATTERY

TOTALS

415

R 2 579 882,39 R 275 525,24 R 2 855 407,63

SUPPLY CHAIN MANAGEMENT REPORT IN TERMS OF PARAGRAPH 6(3) OF THE SCM POLICY

DEVIATIONS APPROVED IN TERMS OF PARAGRAPH 3(1)(a) OF THE SCM POLICY - OVERSTRAND MUNICIPALITY - 01 APRIL 2023 TO 30 JUNE 2023 - QUARTER 4

#	Request / SCD #	Supplier	Date	Deviation in terms of Paragraph	Amount Operational	Amount Capital	VAT @ 15%	Value of this Deviation	Comments / (Flow description)
1	SCD3481/2022	Lands Systems (Pty) Ltd	2023/04/25	R413,46	R 97 790,03	-	R 5 862,50	R 103 652,53	Upgrade South Signal Repeaters - 1047 Signalpost Road Interceptors
2	SCD3482/2022	Synops Networks Service (Pty) Ltd	2023/04/24	3602,640	R 46 874,00	-	R 6 781,10	R 53 655,10	Networks for on site 2023
3	SCD3476/2022	Ind Labnet CC	2023/04/20	3602,640	R 23 996,50	-	R 1 800,48	R 25 796,98	Repair and Service of 40 Design 1300 Rotor
4	SCD3480/2022	Puritan Cape (Pty) Ltd	2023/05/09	3602,640	R 19 589,65	-	R 2 686,46	R 22 276,11	Repair of Wab 3 250PS Pumps and Motors
5	SCD3481/2022	Pinger South Africa (Pty) Ltd	2023/05/26	3602,640	R 369 230,88	-	R 56 695,11	R 425 925,99	Specialist Repair of Computers like Replacements
6	SCD3480/2022	Jette Advisory Services (Pty) Ltd	2023/05/01	3602,640	R 3 760,00	-	R 562,50	R 4 322,50	Retire staff Regularities, Performance and Human Resources Workshop
7	SCD3486/2022	Cutran Dem (Pty) Ltd	19-Jan-23	3602,640	R 4 762,61	-	R 717,29	R 5 479,90	High Pressure Cleaning at Dikes and Sanitation Tidal Pools
8	SCD3480/2022	AME South Africa (Pty) Ltd	08-Jan-23	3602,640	R 26 177,89	-	R 3 796,68	R 30 974,57	Final Filing and Reset of Global Alarms at Walkley 06025 Sounding Station
9	SCD3486/2022	Robinson V & SA Employment Law Services CC	01-Jan-23	3602,640	R 8 000,00	-	-	R 8 000,00	Investigation to conduct of a full time stop toward also illegally provide services and positions of an employee on contract
10	SCD3482/2022	SH Oper & Serv (Pty) Ltd	01-Jan-23	3602,640	R 49 476,26	-	R 6 261,74	R 55 738,00	Repair Hercules Stern and Fuel Management Generator
11	SCD3486/2022	PG Uphorn CC	21-Jan-23	3602,640	R 1 159 710,43	-	R 176 663,07	R 1 336 373,50	Purchase of 600000 of Protection Services
12	SCD3487/2022	Sentonic (Pty) (In liquidation)	28-Jan-23	3602,640	R 20 972,34	-	R 3 345,69	R 24 318,03	Replace Head Office Generator call out & repair
13	SCD3486/2022	Chemistry Rates of Government Revenue Audit and Risk Officers (Pty) (In liquidation) WFO	28-Jan-23	3602,640	R 3 223,20	-	-	R 3 223,20	2023 01 OF 060 Public Sector Finance Seminar
14	SCD3486/2022	Standard Security Solutions (Pty) Ltd	28-Jan-23	3602,640	R 866 361,00	-	-	R 866 361,00	Provision of Alarm Monitoring Service
					R 407 983,17	-	R 61 497,33	R 469 480,50	
					R 225 300,35	-	R 33 290,05	R 258 590,40	
TOTAL					14	R 2 481 157,21	-	R 357 850,06	R 2 839 007,27



SUPPLY CHANGEMANAGEMENT

#	Tender No	Date Advert closed	Evaluation Date	Allocation Date	Description	Allocated to	Completion	Appeal / Complete / Dispute Query	Reason for Appeal / Complete / Dispute	Date received	When in process	Date of Outcome	Outcome
1	SC2380/2022	29-Mar-22	11-Apr-23	14-Apr-23	Supply and Delivery of A3 Phase Diesel 150 KW Generator Set	Cancelled	Autome Engineering (Pty) Ltd	Query	Reason for not being successful	10-Apr-23	Finalised	28-Apr-23	Resolved - reasons provided to bidder
2	SC2386/2023	10-Mar-23	04-May-23	19-May-23	Provision of Diesel as reference services and when required	Cancelled	Vandya Landholders	Query	Bidder stated a person contacted him requesting payment, in order to be awarded the quotation	12-Apr-23	Finalised	13-Apr-23	A notice was filed to all bidders alerting them of a scam
3	SC2336/2022	29-Mar-22	11-Apr-23	18-Apr-23	Lease of a portion of former ID 4717	Cape Town Fish Market (Quidrow's V and A Water Port (Pty) Ltd	Appeal	Appeal	On the grounds of turning the names of their staff, suppliers and contact details	11-Apr-23	Appeal Dept used by the Applicant's Appeal Committee	25-May-23	Finalised
4	SC2371/2022	22-Feb-23	26-Apr-23	02-May-23	Bank Risk Management and Compliance Assurance Training (Unit Standard 130 303)	Vunika Africa Group (Pty) Ltd / Vunika Africa	Query	Query	Reason for being unsuccessful	03-May-23	Finalised	04-May-23	Resolved - reasons provided to bidder
5	SC2386/2023	26-Apr-23	16-May-23	19-May-23	Supply and Delivery of Frames for Protection services	Cancelled	Stambo Projects (Pty) Ltd	Query	Reason for being unsuccessful	25-May-23	Finalised	26-May-23	Resolved - reasons provided to bidder
6	SC2384/2022	02-Dec-22	13-Apr-23	26-Apr-23	Lease, Operation, Management and Maintenance of 86 Existing, Reinstated Street Signs with Additional Approved Signs on various Portions of Municipal Properties for a Contract Period of 3 (Three) Years and 11 (Eleven) Months	Private Outdoor, a Division of Private (Pty) Ltd (P) Private Outdoor	Appeal	Appeal	Bidder lodged a Notice to Appeal	05-May-23	2023/07/04 to conduct an inspection, the above reason for appeal	In process	
7	SC2388/2023	26-Feb-23	20-Apr-23	26-Apr-23	Provision of Services as Implementing Agent for the Achibaak Development Project	Abak Construction (Pty) Ltd	Appeal	Appeal	Bidder lodged a Notice to Appeal	05-May-23	Finalised	14-Jun-23	Resolved - Appealers with draw appeal
8	SC2377/2023	01-Mar-23	29-May-23	02-Jun-23	Supply and Delivery of 04 Trenchless Inverter and Battery System	Leoni Electrical Wholesale (Pty) Ltd	Query	Query	Reason for being unsuccessful	26-Jun-23	Finalised	03-Jul-23	Resolved - Reasons were provided to bidder
9	SC2377/2023	01-Mar-23	29-May-23	02-Jun-23	Supply and Delivery of 04 Trenchless Inverter and Battery System	Leoni Electrical Wholesale (Pty) Ltd	Query	Query	Reason for being unsuccessful	26-Jun-23	Finalised	03-Jul-23	Resolved - Reasons were provided to bidder
10	SC2377/2023	01-Mar-23	29-May-23	02-Jun-23	Supply and Delivery of 04 Trenchless Inverter and Battery System	Leoni Electrical Wholesale (Pty) Ltd	Query	Query	Reason for being unsuccessful	26-Jun-23	Finalised	03-Jul-23	Resolved - Reasons were provided to bidder
11	SC2381/2022	29-Mar-22	22-Jun-23	27-Jun-23	Provision of Cleaning Services for the Warriston Dam for a Contract Period Ending 30 June 2025	Cancelled	M at the Henshicks	Query	Reason for tender being cancelled	28-Jun-23	Finalised	03-Jul-23	Resolved - Reasons were provided to bidder

Municipality's Supply Chain Management Policy - 2022/2023																
Register 2022/2023																
SR #	Date of Decision	Date Reported to the Council	Date of Item	Revised	Date approved for payment	*Report to Council	Report to MRC, MEC and AG	Description	Status	Type of Financial Expenditure	Assessed to	Responsible Directorate	Amount Capital	Amount Operational	VAT	Total
1. Expenditure incurred and currently under investigation																
2022.20.04	2022/05/15	2022/05/16	2022/05/16	2022/05/15	2022/05/26	The item was referred to the MRC for approval for payment for the purchase of the Spaxair	2022/05/11	Supplier of Spaxair	Item referred to the MRC for approval for payment for the purchase of the Spaxair	Paragraph 17 (1)(ii)	2022/05/26	Management Services	- R	11 526,79 R	2 100,00 R	13 626,79 R
2022.20.08	2022/05/21	2022/05/21	2022/05/21	2022/05/21	2022/05/26	Approved for payment report	2022/05/26	Supplier of Spaxair	Awaiting departmental report	Paragraph 18(1)(i)	2022/05/26	Management Services	- R	7 142,38 R	130,30 R	7 272,68 R
2022.20.11	2022/05/23	2022/05/23	2022/05/23	2022/05/23	2022/05/26	Awaiting departmental report	2022/05/26	Supplier of Spaxair	Awaiting departmental report	Paragraph 18(1)(i)	2022/05/26	Management Services	- R	167,61 R	35,27 R	202,88 R
2022.20.14	2022/05/27	2022/05/27	2022/05/27	2022/05/27	2022/05/26	Awaiting departmental report	2022/05/26	Supplier of Spaxair	Awaiting departmental report	Paragraph 18(1)(i)	2022/05/26	Management Services	- R	1 343,38 R	130,30 R	1 473,68 R
2. Irregular expenditure approved by Council in accordance with the provisions of the Local Government: Municipal Finance Management Act 18 of 2003																
2022.20.16	2022/06/04	2022/06/04	2022/06/04	2022/06/04	2022/06/26	Approved by Council in accordance with the provisions of the Local Government: Municipal Finance Management Act 18 of 2003	2022/06/26	Supplier of Spaxair	Approved by Council in accordance with the provisions of the Local Government: Municipal Finance Management Act 18 of 2003	Paragraph 15	2022/06/26	Management Services	- R	168,14 R	43,00 R	211,14 R
2022.20.15	2022/06/23	2022/06/23	2022/06/23	2022/06/23	2022/06/26	Approved by Council in accordance with the provisions of the Local Government: Municipal Finance Management Act 18 of 2003	2022/06/26	Supplier of Spaxair	Approved by Council in accordance with the provisions of the Local Government: Municipal Finance Management Act 18 of 2003	Paragraph 17	2022/06/26	Management Services	- R	20 100,00 R	- R	20 100,00 R
2022.20.18	2022/06/05	2022/06/05	2022/06/05	2022/06/05	2022/06/26	Approved by Council in accordance with the provisions of the Local Government: Municipal Finance Management Act 18 of 2003	2022/06/26	Supplier of Spaxair	Approved by Council in accordance with the provisions of the Local Government: Municipal Finance Management Act 18 of 2003	Paragraph 15	2022/06/26	Management Services	- R	1 750 186,71 R	242 855,36 R	1 993 042,07 R
2022.20.19	2022/06/07	2022/06/07	2022/06/07	2022/06/07	2022/06/26	Approved by Council in accordance with the provisions of the Local Government: Municipal Finance Management Act 18 of 2003	2022/06/26	Supplier of Spaxair	Approved by Council in accordance with the provisions of the Local Government: Municipal Finance Management Act 18 of 2003	N/A	2022/06/26	Management Services	- R	6 572,28 R	- R	6 572,28 R
2022.20.18	2022/06/17	2022/06/17	2022/06/17	2022/06/17	2022/06/26	Approved by Council in accordance with the provisions of the Local Government: Municipal Finance Management Act 18 of 2003	2022/06/26	Supplier of Spaxair	Approved by Council in accordance with the provisions of the Local Government: Municipal Finance Management Act 18 of 2003	Paragraph 15	2022/06/26	Management Services	- R	2 200,00 R	- R	2 200,00 R
3. Irregular expenditure approved by Council in accordance with the provisions of the Local Government: Municipal Finance Management Act 18 of 2003																
3.1. Irregular expenditure incurred and currently under investigation																
3.1.1. Irregular expenditure incurred and currently under investigation																
2022.20.20	2022/06/20	2022/06/20	2022/06/20	2022/06/20	2022/06/26	Approved by Council in accordance with the provisions of the Local Government: Municipal Finance Management Act 18 of 2003	2022/06/26	Supplier of Spaxair	Approved by Council in accordance with the provisions of the Local Government: Municipal Finance Management Act 18 of 2003	Paragraph 15	2022/06/26	Management Services	- R	80 682,17 R	- R	80 682,17 R

**6.7
ANNUAL SUPPLY CHAIN MANAGEMENT IMPLEMENTATION REPORT IN
TERMS OF PARAGRAPH 6(2)(a) OF THE POLICY: 2022/2023**

**C Le Roux
14 July 2023**

Deputy Director : Finance & SCM

(028) 313 8080

1. Executive Summary

The Local Government: Municipal Finance Management Act, No. 56 of 2003 (MFMA), requires the municipality to have and implement a Supply Chain Management (SCM) Policy which gives effect to the provisions of Part 1 of Chapter 11 of the Act that deals with 'Supply Chain Management'.

On 30 May 2005, the Municipal Supply Chain Management Regulations were promulgated. The Overstrand Municipality's Supply Chain Management Policy was approved in terms of these Regulations by Council on 25 June 2008.

Although the MFMA prohibits a Councilor from being a member of a bid committee or any other committee evaluating or approving quotations or tenders, Council has an oversight role to ensure that the accounting officer implements all supply chain management activities in accordance with this policy. For the purposes of such oversight, Council's Supply Chain Management Policy, Paragraph 6(2)(a) requires that the Accounting Officer must "Within 22 business days of the end of each financial year, submit a report on the implementation of the policy to the Council."

2. Service Delivery and Budget Implementation Plan – IGNITE

Directorate: Finance
Department: Supply Chain Management

3. Compliance with Strategic Priorities

Provision of democratic, accountable and ethical governance
Provision and maintenance of municipal services

4. Delegated Authority

None

5. Legal Requirements

Local Government: Municipal Finance Management Act 2003, (Act 56 of 2003) (MFMA)

Local Government: Municipal Finance Management Act 2003, (Act 56 of 2003): Municipal Supply Chain Management Regulations
 Local Government: Municipal Systems Act, No. 32 of 2000, (Systems Act)
 Overstrand Municipality's Supply Chain Management Policy dated 25 June 2008, as amended.

6. Background/Discussion/Evaluation/Conclusion

Background

6.1. Oversight role of council

The Council must maintain oversight over the implementation of this Policy and for the purpose of such oversight the accounting officer must within 22 business days of the end of each financial year, submit a report on the implementation of the Supply Chain Management Policy to the Council of the municipality in terms of paragraph 6(2)(a) of the Policy.

6.2. Supply Chain Management (SCM) Policy

The objectives of the Policy are:

- to give effect to section 217 of the Constitution of the Republic of South Africa by implementing a system that is fair, equitable, transparent, competitive and cost effective; and
- to comply with applicable provisions of the Municipal Finance Management Act including Municipal Supply Chain Management Regulations published under GN868 in Government Gazette 27636, 30 May 2005 and any National Treasury Guidelines issued in terms of the MFMA and regulations pertaining thereto.
- to acknowledge the provisions of:
 - a) the Broad-Based Black Economic Empowerment Act, 2003 (Act No. 53 of 2003)
 - b) the Competitions Act 1998 (Act No. 89 of 1998)
 - c) the Construction Industry Development Board Act, 2000 (Act No.38 of 2000)
 - d) the Local Government: Municipal Finance Management Act, No. 56 of 2003)
 - e) the Local Government: Municipal Structures Act, 1998 (Act No. 117 of 1998)
 - f) the Local Government: Municipal Systems Act, 2000 (Act No 32 of 2000)
 - g) the Preferential Procurement Policy Framework Act, 2000 (Act No. 5 of 2000)

- h) the Prevention and Combating of Corrupt Activities Act, 2000 (Act No. 12 of 2004)
- i) the Promotion of Administrative Justice Act, 2000 (Act No. 3 of 2000)

6.3. Amendment of Supply Chain Management Policy

In terms of Paragraph 3(1)(b) of the Policy, the Accounting Officer must, when considered necessary, submit proposals for the amendment of the Supply Chain Management Policy.

As part of the annual budget policy review, the 2022/2023 SCM policy was submitted to Council for consideration and approval on 31 May 2022.

Due to the implementation of the Preferential Procurement Regulations of 2022, the policy was reviewed, amended and approved by Council on 14 December 2022 with the implementation date of 16 January 2023. As part of this process, the Preferential Procurement Policy is now a standalone policy and not part of the Supply Chain Management Policy.

6.4. Supply Chain Management Unit (SCMU)

The Supply Chain Management Unit operates under the direct supervision of the Chief Financial Officer and is led by the Deputy Director: Finance & SCM.

The structure of the SCMU covers the following disciplines within Supply Chain Management:

- Demand Management : Demand Planning and Specifications
- Acquisition Management : Procurement of Goods & Services below R30 000- Purchases Section
Procurement of Goods & Services above R30 000- Procurement Section
- Logistics Management : Inventory Management- Municipal Stores
- Contract Management : Monitoring the performance of contracts procured through the SCM process and
- Data Control : System Administration for Financial Information Systems

The staff establishment in the SCMU consists of a total of 27 posts. Attached, as **Annexure A**, is the current approved organogram.

New appointments and additions to the SCM unit

#	Designation	Incumbent
1.	Accountant: Procurement	Mayekiso, Z

Vacancies as at 30 June 2023, in terms of the existing organogram:

#	Designation	Previous Incumbent
1.	Principle Systems Administrator: Data Control	New Vacancy
2	Storeman: Hermanus	A Ford
3.	Administrator: SCM	Mayekiso, Z (appointed as Accountant: Procurement)
4.	Principle Clerk: Procurement	R Neethling (Theron) resigned

6.5. Contract & Logistics Management

Since the establishment of the Contract management office in June 2012, various new objectives and milestones has been set and achieved.

Objectives and developments achieved:

- a) The Overstrand Contract Management function has been centralised into the Contract Management Office, reporting to the Deputy Director: Finance & SCM
- b) Contract management procedures and systems are in line with the rest of the SCM department and formalised in the Contract Management Policy
- c) All contracts resulting from SCM Paragraph 36 Deviations above a value of R 30,000.00 (Incl. VAT), Formal Written Quotations and Competitive Bids are monitored and captured on the Collaborator system
- d) The following reports gets distributed on a monthly basis to all relevant stakeholders:
 - i) Active supplier agreements per period (Includes analysis of contracts expiring in the future;
 - ii) Expired Supplier Agreements per period; and
 - iii) Performance Evaluation of Suppliers per period.
- e) Control and safekeeping of contract documents, in conjunction with the records department, have been improved and further enhancement is planned with the current Financial Management System
- f) With the establishment and inclusion of the Contract Management function within SCM, goods and services contracts are continuously identified in the contract management office and are supporting the demand management plan of SCM.

The following table illustrates the contracts registered in the system:

Total contracts Concluded above R30,000 for 2022/2023	90
Contracts that were amended i.t.o Section 116 (3)	6
Contracts that were amended i.t.o Treasury Circular 62	3
Contracts that were cancelled	1
Contracts established out of deviations above R30,000	32

6.6. Training of SCM Officials

6.6.1. Competency Levels of the Supply Chain Management Unit

The Municipal Regulations on Minimum Competency Levels requires certain general competency levels for officials involved in the implementation of the Supply Chain Management Policy. Of the 24 officials in the SCM unit, 12 officials are competent and have met the requirements for the Minimum Competency Levels for Supply Chain Management Managers:

#	Designation	Name
1	Deputy Director: Finance & SCM	Le Roux, C
2.	Accountant: Procurement	Du Preez, LS
3	Principle Clerk: Contract Management	De Villiers, M
4	Manager: Demand and Procurement	Witbooi, I
5	SCM Practitioner: Stores	Van Der Merwe, JZ
6	Senior Admin Officer: SCM	Aplon, J
7	Manager: Contracts and Logistics	Roets, CJ
8	Buyer	Grobler, J
9	System Administrator: Data Control	Loubser, T
10	Administrator: SCM	Mayekiso, Z
11	Administrator: SCM	Mzananda, S
12	Administrator: SCM	Ngqoshana, N
13	Manager: Purchases	Mbuqe, N

6.6.2. Miscellaneous Training & Education

Overstrand Municipality attends the SCM Forum as scheduled by Provincial Treasury. SCM issues are discussed at these meetings which are regularly attended by officials from CIDB, SARS, National Treasury, the Auditor-General, etc.

During the 2022/2023 financial year, various additional training opportunities were offered by the Provincial Treasury and National Treasury as part of its mandate of ensuring that local government is adequately equipped in the implementation of Supply Chain Management.

Various general short courses or workshops attended by SCM officials, initiated by the Human Resources Department

#	Name	Training
1.	Mzananda, S	Fire Fighting
2.	Mzananda, S	mSCOA for Financial Officials
3.	Mayekiso, Z	mSCOA for Financial Officials
4.	Liebenberg, N	Health and Safety
5.	Liebenberg, N	First Aid Treatment

The fo

The following officials were involved in relevant further tertiary studies:

#	Designation	Name	Study Area
1.	Principle Clerk: Procurement	Liebenberg, N	BCom: General
2.	SCM Practitioner Logistics	Van de Merwe, JZ	B-Com Public Administration
3.	Storeman: Hermanus	Vorster, K	Public Finance Administration Higher Certificate
4.	Store Assistant/Driver: Hermanus	Wogqoyi, S	Logistics Management

6.7. The Delegation of Supply Chain Management Powers and Duties

Council has duly delegated the implementation of the Supply Chain Management Policy to the Accounting Officer who is responsible for taking all reasonable steps to ensure that proper mechanisms and separation of duties are in place in the Supply Chain Management System in order to minimise the likelihood of fraud, corruption, favouritism and unfair and irregular practices.

To aid the Accounting Officer in this responsibility, Council has adopted a Delegations of Powers and Duties Policy which assists in maximising the administrative and operational efficiency and is reviewed and updated annually.

6.8. Demand Management

Demand Management is an interactive process to determine the demand levels required to meet the municipality's objectives. These objectives are reflected in the municipality's Integrated Development Plan (the 'IDP'), which is a comprehensive strategy document setting out how the municipality intends to address the development challenges in a specific financial year.

The SCM Unit has, with support by the Accounting Officer and the Chief Financial Officer, implemented SCM via a Demand Management Plan (DMP) as a strategic tool in order to implement the budget. The DMP assists the SCM Unit with the planning of tender processes and user departments with the planning of the execution and timely completion of projects in alignment with performance targets in the Service Delivery and Budget Implementation Plan.

The Demand Management Plan (Procurement Plan) for the 2022/2023 financial year was approved by the Accounting Officer on 30 June 2022 and was actively promoted and driven to enhance the demand management process in procuring goods and services by means of monthly reporting to budget holders and management involved. The SCM Unit submits reports to the Top Management Team on a monthly basis to measure the success of the implementation of the DMP.

6.9. Purchases Section

The Purchases Section is specifically tasked to perform all procurement related functions for the procurement of goods and services with a value up to R 30, 000 as well as the issuance of orders for procurement with higher values.

The total number of awards made below R30 000 was **2841** with a total amount of **R14 785 129.40 (Reported to Council – Quarterly SCM Implementation Report)**.

The number of orders issued for the 2022/23 financial year totaling to **5602**, has decreased in comparison to the 2021/22 financial year where the total amount of **5845** orders were issued with 2232 requests cancelled. The following table illustrates the number of orders being managed (issued) by the Purchasing Section during the 2022/23 financial year.

	Quantity	Range of procurement	Percentage
1.	2115	R 0.01 - R 2,000.00	38%

2.	2486	R 2,000.01 - R 30,000.00	44%
3.	759	R 30,000.01 - R 200,000.00	13%
4.	272	R 200,000.01 - and above	5%
Total	5602		100.00%

6.10. Accredited Suppliers Database

In terms of Paragraph 14(1)(a) of Council's Supply Chain Management Policy, the Accounting Officer is required to keep a list of accredited prospective providers of goods and services (supplier database). In terms of the municipality's legislative requirement, interested suppliers were requested to register on the database. Current suppliers are requested on a yearly basis to update their registration information.

There are currently 6201 accredited suppliers registered on the supplier database, which constitute an increase of 259 suppliers from 2022/23. The increase is also informed by the initiatives done by Municipality, such as supplier outreach by the SCM and LED officials who continuously advises suppliers that are registered on the Central Supplier Database (CSD) to also register on the Municipal database in order to conduct business with them. Many initiatives are conducted annually in order to assist suppliers with the completion of SCM database forms and to register on CSD, with the assistance of the Directorate: Economic and Social Development & Tourism.

6.11. Bid Committee System

The Bid Committee system for competitive bids has been actively applied within the municipality. The bid committee system includes a Bid Specification -, Bid Evaluation – and a Bid Adjudication Committee. These committees have been properly constituted and duly appointed and delegated in order to execute the mandates of each of the committees.

All awards above R200 000, long term contracts, Amendment of contracts and Transversal Contracts were approved through the bid committee system.

6.12. Awards through the Bid Committee System and Formal Written Price Quotations above R30 000

All awards through the bid committee system and awards above R30 000, in terms of the SCM Policy for the 2022/2023 financial year are attached as **Annexure B1**.

Procurement Function	2022/2023	2021/2022
Tenders Processed	40	57
Amendment of Contracts	8	6
Transversal Contracts	4	0
Formal Written Price Quotations	49	48
Total bids Processed	101	111
Bids Processed- Average per Quarter	25	28
Average days from evaluation to Bid Adjudication Committee	7	4
Average days from initiation to Bid Specification Committee	11	13
Estimated Value of Awards (R)	1,965,943,727	417,948,561

6.13. Deviations and Minor Breaches from Procurement Processes

6.13.1 Deviations

The Supply Chain Management Policy states in Paragraph 36(1)(a): "The accounting officer may dispense with the official procurement processes established by this policy and may procure any required goods or services through any convenient process, which may include direct negotiations, but, amongst others, only –

- (i) in an Emergency;
- (ii) if such goods or services are produced or available from a single provider only;
- (iii) for the acquisition of special works of art or historical objects where specifications are difficult to compile;
- (iv) for the acquisition of animals for zoos and/or nature and game reserves;
- (v) in any other exceptional case where it is impractical or impossible to follow the official procurement processes, including but not limited to:
 - (a) ad-hoc repairs to plant and equipment where it is not possible to ascertain the nature or extent of the work required in order to call for bids;

The Accounting Officer and his delegates approved a total of **73** deviations attached as per **Annexure C** during the 2022/2023 financial year to the value of **R 26,010,760** compared to the **127** deviations with a total value of **R 12,558,107** for the 2021/2022.

SCM Policy	Description	2022/2023	2021/2022
Clause 36(1)(a)(i)	Emergency	9	16
Clause 36(1)(a)(ii)	Sole Supplier	12	14
Clause 36(1)(a)(iii)	Special works of Art	0	0
Clause 36(1)(a)(iv)	Animals for zoos	0	0
Clause 36(1)(a)(v)	Impractical Impossible	52	97

Clause 36(1)(a)(v)(a)	Ad-hoc repairs/Strip & Quote	0	0
		73	127

6.13.2 Minor Breaches

The Supply Chain Management Policy states in Paragraph 36(1)(b) that the Accounting Officer may consider ratifying any minor breaches of the procurement processes by an official or committee acting in terms of delegated powers or duties which are purely of a technical nature.

The Accounting Officer approved two (2) minor breaches of the Supply Chain Management Policy in the 2022/2023 financial year:

SCMMB #	Date approved	Description
SCMB 016.2023	2023/06/12	Unauthorised communication with bidders - Tender No. SC2347/2022
SCMB 016.2023	2023/06/26	Amendment of specifications without prior written approval - Tender No. SC2308/2022

6.14. Irregular Expenditure - MFMA Section 32

Irregular Expenditure is defined as expenditure incurred in contravention of the Municipal Financial Management Act, Municipal Systems Act, Public Office Bearers Act or the Municipality's Supply Chain Management Policy.

In terms of Section 32(4) of the MFMA the Executive Mayor, the MEC for Local Government and Auditor-General must be informed of all possible irregular expenditure incurred by the municipality.

A register of Irregular Expenditure as at 30 June 2023 is attached as **Annexure D**.

6.15. Value of all Awards, Deviations and Irregular Expenditure

The total value of bids, extensions of contracts, deviations and irregular expenditure processed via the Supply Chain Management Unit for the period 01 July 2022 to 30 June 2023 are as follows:

	Operational (Excluding VAT)	Capital (Excluding VAT)	VAT	Total Value of Awards (Including VAT)
Bid Awards	1,108,794,154	601,208,245	255,941,328	1,965,943,727
Deviations	22,022,614	600,000	3,388,146	26,010,760

Irregular Expenditure	2,111,721	138,965	332,986	2,583,672
Total	1,132,928,489	601,947,211	259,662,459	1,994,538,159

6.16. Logistics Management

Logistics management is a key part of Supply Chain Management and primarily aims to control the movement and storage of materials within a warehouse and process the associated transactions, including, receiving, safeguarding and issuing.

When properly managed and appropriately stocked a warehouse provides a consistent supply of material when it is needed.

OM operates three municipal stores situated throughout the area of jurisdiction, being Hermanus, Kleinmond and Gansbaai, with a combined closing stock value at the end of June 2023 of R10 183 367.84

Stock value for the different stores as at 30 June 2023.

Store	Store name	Value	Value %
Store A	Hermanus General Store	3 165 531.70	31%
Store E	Hermanus Electrical Store	3 604 910.64	35%
Store G	Gansbaai General Store	1 975 970.56	19%
Store K	Kleinmond General Store	1 032 407.24	10%
Store R	Hermanus Stationery Store	404 547.70	4%
Total Stock value		10 183 367.84	100%

Stock issues: number of transactions during the 2022/2023 financial year:

Store	Store name	Quantity	Quantity %
Store A	Hermanus General Store	10268	49%
Store E	Hermanus Electrical Store	812	4%
Store G	Gansbaai General Store	5041	24%
Store K	Kleinmond General Store	4547	22%
Store R	Hermanus Stationery Store	324	2%
Total		20 992	100%

6.17. Conclusion

The Overstrand Municipality has been implementing the Supply Chain Management Regulations diligently through the Supply Chain Management Policy.

Contract Management, Demand Management and the combating of Irregular Expenditure will once again be key focus areas in the implementation of supply chain management within the municipality. Overstrand Municipality continuously strives to not only ensure compliance to legislative frameworks, but also to improve administrative and procedural efficiency, thereby giving effect to its Constitutional mandate in terms of Section 152 of the Constitution.

7. Financial Implications

None

8. Staff Implications

None

9. Comments from other Departments, Divisions and Administrations

None

10. Annexures

Annexure A : Organogram: SCM Unit
 Annexure B : Schedule of Awards
 Annexure C : Schedule of Deviations
 Annexure D : Schedule of Irregular, and Fruitless and Wasteful Expenditure
 Annexure E : Schedule of Appeals, Objections, Complaint and Queries
 Annexure F : Schedule of Minor Breaches

RECOMMENDATION TO THE COUNCIL:

1. that the Supply Chain Management Implementation Report for the 2022/2023 financial year submitted in terms of Paragraph 6(2)(a) of the Supply Chain Management Policy, **be noted**;
2. that, following the provisions of Paragraph 6(2)(a) of the Supply Chain Management Policy, **the report be made public** in accordance with Section 21A of the Local Government: Municipal Systems Act, No. 32 of 2000; and
3. that the schedules of Deviations and Irregular Expenditure **be disclosed** as a note to the Annual Financial Statements for the 2022/2023 financial year.

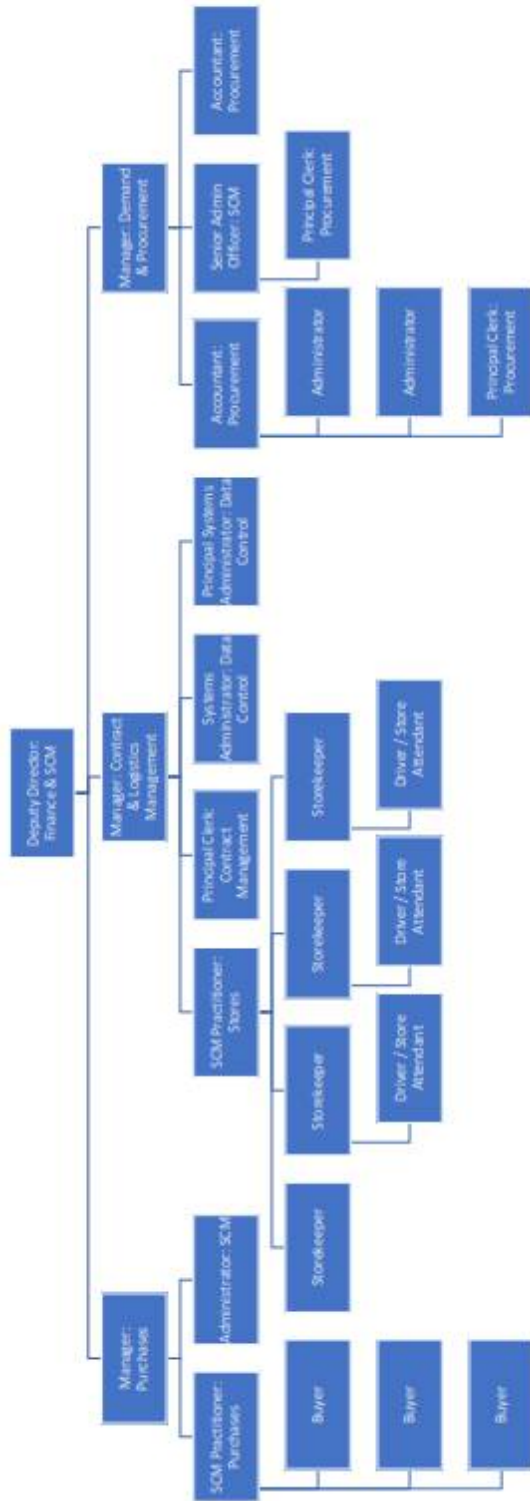
RESPONSIBLE OFFICIAL :

C LE ROUX

TARGET DATE FOR IMPLEMENTATION :

TO BE NOTED

Supply Chain Management





SUPPLY CHAIN MANAGEMENT REPORT IN TERMS OF PARAGRAPH 6(2) OF THE SCMPOLICY

TENDERS & FORNAL WRITE QUOTATION AWARDED TO THE BIDDERS SCORING THE HIGHEST POINTS AS WELL AS TENDERS CANCELLED IN TERMS OF COUNCIL'S PREFERENTIAL PROCUREMENT POLICY - 1 JULY 2022 TO 30 JUNE 2023

#	Number #	Description	Drawbacks	Applications	Awarded to	Bidder Level Awarded	Duration of contract	Completion Period	Number amount	Amount Capital	WOT @15%	Total Amount (incl. WOT)
1	PO18/2020	April Spring water for one year	Administrative & Purchasing Section	09-Jul-21	Contract for water supply	N/A	N/A	N/A	N/A	-	-	-
2	PO19/2020	Supply of 2000kg of fish, this is for Prawn	Administrative & Purchasing Section	21-Jul-21	Contract for fish supply	N/A	N/A	N/A	N/A	-	-	-
3	PO20/2021	Provision of 2000kg of fish for the Fisheries	Administrative & Purchasing Section	08-Jul-21	Contract for fish supply	N/A	N/A	10-Jul-23	Fixed	-	-	2 083 316,19
4	PO20/2021	Supply of 2000kg of fish for the Fisheries	Administrative & Purchasing Section	09-Jul-21	Contract for fish supply	Not Complete Contributor	10 weeks for part thereof	10-Jul-23	Fixed Price	-	-	9 084 463,34
5	PO21/2022	Appointment of Airports for Consulting Services	Administrative & Purchasing Section	01-Jul-21	Single & Multiple Awards	0	6 months for part thereof	10-Jul-23	Fixed Price	-	-	951 343,94
6	PO21/2022	Supply and delivery of fish for the Fisheries	Administrative & Purchasing Section	01-Jul-21	Single & Multiple Awards	1	One-off	One-off	Fixed Price	-	-	100 000,00
7	PO21/2022	Supply and delivery of fish for the Fisheries	Administrative & Purchasing Section	01-Jul-21	Single & Multiple Awards	0	One-off	One-off	Fixed Price	-	-	218 300,00
8	PO22/2022	Supply and delivery of fish for the Fisheries	Administrative & Purchasing Section	17-Aug-21	Single & Multiple Awards	1	36 weeks	10-Jul-23	Fixed	-	-	9 083 300,00
9	PO23/2022	Supply and delivery of fish for the Fisheries	Administrative & Purchasing Section	11-Aug-21	Single & Multiple Awards	0	8 weeks for part thereof	One-off	Fixed	-	-	201 000,00
10	PO23/2022	Provision of 2000kg of fish for the Fisheries	Administrative & Purchasing Section	18-Aug-21	Single & Multiple Awards	0	12 weeks for part thereof	One-off	Fixed	-	-	179 312,00
11	PO23/2022	Training for 100 staff, and looking at food for a 100 staff	Administrative & Purchasing Section	22-Aug-21	Contract for training	N/A	N/A	N/A	N/A	-	-	Cancelled
12	PO23/2022	Provision of 2000kg of fish for the Fisheries	Administrative & Purchasing Section	24-Aug-21	Contract for fish supply	N/A	3 months for part thereof	10-Jul-23	Fixed Price	-	-	411 000,00
13	PO23/2022	Provision of 2000kg of fish for the Fisheries	Administrative & Purchasing Section	24-Aug-21	Contract for fish supply	0	12 weeks for part thereof	10-Jul-23	Fixed Price	-	-	6 084 416,43
14	PO23/2022	Provision of 2000kg of fish for the Fisheries	Administrative & Purchasing Section	08-Sep-21	Contract for fish supply	0	12 weeks for part thereof	10-Jul-23	Fixed Price	-	-	1 366 000,00
15	PO23/2022	Supply and delivery of fish for the Fisheries	Administrative & Purchasing Section	20-Sep-21	Contract for fish supply	1	20 weeks for part thereof	One-off	Fixed	-	-	391 300,00
16	PO23/2022	Provision of 2000kg of fish for the Fisheries	Administrative & Purchasing Section	20-Sep-21	Contract for fish supply	1	20 weeks for part thereof	10-Jul-23	Fixed	-	-	19 800 000,00
17	PO23/2022	Supply and delivery of fish for the Fisheries	Administrative & Purchasing Section	20-Sep-21	Contract for fish supply	1	20 weeks for part thereof	10-Jul-23	Fixed	-	-	4 221 000,00
18	PO23/2022	Supply and delivery of fish for the Fisheries	Administrative & Purchasing Section	20-Sep-21	Contract for fish supply	1	20 weeks for part thereof	10-Jul-23	Fixed	-	-	1 081 070,00
19	PO23/2022	Provision of 2000kg of fish for the Fisheries	Administrative & Purchasing Section	08-Sep-21	Contract for fish supply	0	7 weeks for part thereof	31-Apr-23	Fixed	-	-	310 000,00

#	Tender #	Description	Services	Application	Availability	BIAC Level Awarded	Duration of contract	Completion Period	Tender/contract type	Amount Operational	Amount Capital	WWT @ 15%	Total/Amount Paid WWT
20	SC2114/2021	Training, Operating and Maintenance of Chemical Sludge, Sludge Thickening, Sludge Dewatering, and Sludge Disposal at the Wastewater Treatment Plant	Management Services	16-Sep-21	Cancellable - no acceptable bid received	N/A	N/A	N/A	N/A	-	-	-	Canceled
21	SC2115/2021	Construction of a new 1000 m ³ storage tank for sludge at the Wastewater Treatment Plant	Construction Services	11-Oct-21	Failed - no acceptable bid received	1	12 months	11-Mar-23	Fixed	10,000,000	10,000,000	1,500,000	11,500,000
22	SC2120/2021	Construction of a new 1000 m ³ storage tank for sludge at the Wastewater Treatment Plant	Construction Services	16-Oct-21	Cancelled - no acceptable bid received	N/A	6 months	21-Mar-23	Fixed	-	12,400,000	1,860,000	14,260,000
23	SC2134/2021	Construction of a new 1000 m ³ storage tank for sludge at the Wastewater Treatment Plant	Construction Services	14-Oct-21	Accepted - no acceptable bid received	N/A	8 months	10-Jun-23	Fixed	11,000,000	-	1,650,000	12,650,000
24	SC2134/2021	Construction of a new 1000 m ³ storage tank for sludge at the Wastewater Treatment Plant	Construction Services	14-Oct-21	Failed - no acceptable bid received	N/A	12 months	20-Jun-23	Fixed	1,300,000	-	195,000	1,495,000
25	SC2135/2021	Construction of a new 1000 m ³ storage tank for sludge at the Wastewater Treatment Plant	Construction Services	24-Oct-21	Canceled - no acceptable bid received	N/A	N/A	N/A	N/A	-	-	-	Canceled
26	SC2140/2021	Construction of a new 1000 m ³ storage tank for sludge at the Wastewater Treatment Plant	Construction Services	31-Oct-21	Accepted - no acceptable bid received	1	18 months	10-Jun-23	Fixed	1,300,000	-	195,000	1,495,000
27	SC2150/2021	Construction of a new 1000 m ³ storage tank for sludge at the Wastewater Treatment Plant	Construction Services	11-Nov-21	Canceled - no acceptable bid received	N/A	N/A	N/A	N/A	-	-	-	Canceled
28	SC2150/2021	Construction of a new 1000 m ³ storage tank for sludge at the Wastewater Treatment Plant	Construction Services	11-Nov-21	Canceled - no acceptable bid received	N/A	N/A	N/A	N/A	-	-	-	Canceled
29	SC2150/2021	Construction of a new 1000 m ³ storage tank for sludge at the Wastewater Treatment Plant	Construction Services	20-Nov-21	Accepted - no acceptable bid received	N/A	11 years or part thereof	07-Dec-23	Fixed	6,600,000	-	987,000	7,587,000
30	SC2150/2021	Construction of a new 1000 m ³ storage tank for sludge at the Wastewater Treatment Plant	Construction Services	20-Nov-21	Accepted - no acceptable bid received	N/A	18 months	15-Oct-24	Fixed	6,600,000	-	987,000	7,587,000
31	SC2150/2021	Construction of a new 1000 m ³ storage tank for sludge at the Wastewater Treatment Plant	Construction Services	20-Nov-21	Canceled - no acceptable bid received	N/A	N/A	N/A	N/A	-	-	-	Canceled
32	SC2150/2021	Construction of a new 1000 m ³ storage tank for sludge at the Wastewater Treatment Plant	Construction Services	08-Nov-21	Canceled - no acceptable bid received	N/A	N/A	N/A	N/A	-	-	-	Canceled
33	SC2150/2021	Construction of a new 1000 m ³ storage tank for sludge at the Wastewater Treatment Plant	Construction Services	24-Nov-21	Accepted - no acceptable bid received	0	8 months or part thereof	10-Jun-23	Fixed	10,400,000	-	1,560,000	11,960,000
34	SC2150/2021	Construction of a new 1000 m ³ storage tank for sludge at the Wastewater Treatment Plant	Construction Services	28-Nov-21	Accepted - no acceptable bid received	1	12 months	10-Jun-23	Fixed	10,400,000	-	1,560,000	11,960,000
35	SC2150/2021	Construction of a new 1000 m ³ storage tank for sludge at the Wastewater Treatment Plant	Construction Services	28-Nov-21	Canceled - no acceptable bid received	N/A	N/A	N/A	N/A	-	-	-	Canceled
36	SC2150/2021	Construction of a new 1000 m ³ storage tank for sludge at the Wastewater Treatment Plant	Construction Services	28-Nov-21	Accepted - no acceptable bid received	0	7 months or part thereof	10-Jun-23	Fixed	10,400,000	-	1,560,000	11,960,000
37	SC2150/2021	Construction of a new 1000 m ³ storage tank for sludge at the Wastewater Treatment Plant	Construction Services	28-Nov-21	Canceled - no acceptable bid received	N/A	N/A	N/A	N/A	-	-	-	Canceled

#	Tender #	Description	Discipline	Applicable	Available to	6-BEE Level Award	Duration of contract	Completion Period	Tender amount type	Amount Operational	Amount Capital	WAT @ 15%	Total/Net Cost Price, WAT
18	182318/2022	Appointment of Panel of Contractors for the Rendering of Governance and Safety Services for a Period Ending 31/12/2025	Infrastructure & Planning	13-Dec-23	Major & Regional Activities (RA) Various Administrative	0	2 years and 3 months or part thereof	30-Jan-23	Fixed rate	383 138,233 R	-	8	317 426,946 R
19	182316/2022	Online Subscription for Access to Legal Information for a 1 Year Contract Period	Management Services	13-Dec-23	Law/Other South Africa (Pty) Ltd	0	3 years	01-Jan-23	Fixed	209 188,167 R	-	8	417 402,313 R
40	182318/2022	Upgrading of the Klansand Wastewater Treatment Works	Infrastructure & Planning	23-Dec-23	Highway Energy Construction (Pty) Ltd	0	10 weeks	10-Jan-24	Fixed	-	38 803 362,37 R	5 510 600,23 R	43 203 142,10 R
41	182318/2022	Supply and Delivery of Specialized Slips, Note for a contract period of 12 months	Community Services	07-Dec-23	Contractor - no acceptable bids received	N/A	N/A	N/A	N/A	-	-	-	Cancelled
42	182318/2022	Supply & Delivery of Bitwood Products	Community Services	14-Dec-23	Contractor - no acceptable bids received	N/A	N/A	N/A	N/A	-	-	-	Cancelled
43	182318/2022	Supply & Delivery of Blower Motors & Filter	Community Services	15-Dec-23	MDC (Pty) Ltd	0	One off	8 weeks from date of official order	Fixed rate	-	261 800,00 R	19 222,50 R	380 662,50 R
44	182318/2022	Supply, Delivery and Installation of Vehicle Washers & Use Sustainable Tap Water	Community Services	14-Dec-23	Jack Engineering and Trading (SA) CC (Pty) Ltd	1	8 Weeks	8 weeks from date of signing of contract	Fixed	-	100 000,00 R	13 000,00 R	113 000,00 R
45	182318/2022	Removal, Supply, Delivery and Installation of Cylinders & Refill (12 units) & Install at Council Chambers	Community Services	14-Dec-23	AA 3 Excavations and Construction CC	0	8 Weeks	8 weeks from date of signing of contract	Fixed rate	51 260,37 R	-	8	708,113 R
46	182316/2022	Watering Services for Dogs at R1 Job	Protection Services	13-Dec-23	Contractor - no bids received	N/A	N/A	N/A	N/A	-	-	-	Cancelled
47	182318/2022	Revision of P10 Cleaning Services for Normansdal Wastewater	Protection Services	03-Dec-23	Contractor - no acceptable bids received	N/A	N/A	N/A	N/A	-	-	-	Cancelled
48	182318/2022	Supply & Delivery of Catering Services, Venue Blower, Furniture & Equipment for the Senior Logo	ITD	18-Dec-23	Contractor - no acceptable bids received	N/A	N/A	N/A	N/A	-	-	-	Cancelled
49	182318/2022	Supply & Delivery of Fencing Material	Infrastructure & Planning	20-Dec-23	Agricultural Rural Development Services (Pty) Ltd	1	One off	Date of official order	Fixed rate	42 860,53 R	-	8	6 442,98 R
50	182318/2022	Hiring of Contractors for Storage and Office Space	Protection Services	21-Dec-23	AgriTech and Services (Pty) Ltd	0	6 months	10-Jan-23	Fixed rate	15 860,00 R	-	8	18 879,00 R
51	182318/2022	Refurbishment, Maintenance and Servicing of Wastewater Sewerage Pumps and/or Pumps for a contract period ending 31/12/2024	Community Services	03-Nov-23	Agricultural Rural Development Services (Pty) Ltd	1	18 months or part thereof	10-Jan-24	Fixed rate	219 476,24 R	-	8	41 932,74 R
52	182318/2022	Hiring of Portable Chemical Tanks	Community Services	18-Nov-23	Revel Systems (Pty) Ltd	0	7 months or part thereof	10-Jan-23	Fixed rate	20 114,13 R	-	8	18 000,13 R
53	182316/2022	Sale of 60 1888 Barrels of Fuel Oil, 5447 Hectares in Land for Development of Town Housing	Infrastructure & Planning	20-Nov-23	Barrow 111 CC	0	One off	N/A	Income generating	-	2 100 803,57 R	159 130,41 R	2 060 000,00 R
54	182318/2022	Supply & Delivery of Aluminium 100% ABC Recycle Quadrator	Infrastructure & Planning	20-Nov-23	Contractor - no acceptable bids received	N/A	N/A	N/A	N/A	-	-	-	Cancelled
55	182318/2022	Repair, Maintenance and Design of Irrigation Systems for a contract period ending 31/12/2023	Community Services	11-Nov-23	Green Lawns (Pty) Ltd (Pty) Ltd	4	3 months	30-Jan-23	Fixed rate	200 000,00 R	-	8	15 000,00 R
56	182318/2022	Appointment of Contract No. 182318/2022 for Construction of New Aquatics System (M1) Pump Station in Swakop-Munster	Infrastructure & Planning	03-Feb-23	Revel Construction CC	N/A	3 months	10-Jan-23	Fixed	-	1 717 851,00 R	253 107,68 R	1 970 958,68 R
57	182318/2022	Construction of Standard Drop-off Pick-up Station	Infrastructure & Planning	03-Feb-23	SA Co (Construction) (Pty) Ltd	1	11 weeks	30-Jan-23	Fixed	-	1 118 801,00 R	167 830,71 R	1 286 631,71 R
58	182318/2022	Revision of Sport Field Aerial or Service	Community Services	03-Feb-23	Urban Rural Learning (Pty) Ltd	1	16 months	30-Jan-20	Fixed rate	1 081 662,00 R	-	8	103 140,19 R

#	Tracker #	Description	Deliverable	Approbation	Approved to	B-BEE Level Awarded	Duration of contract	Completion Period	Tender amount Type	Amount Questioned	Amount Capital	VAT @ 15%	Total Amount Proj. W/ VAT
69	023167/2021	Acquiring of Indemnity and Indemnity Lending System for Law Enforcement - Marine Unit and Task Team (BTRs)	Procurement Services	05-Feb-21	Credible - no acceptable bids received	N/A	N/A	N/A	N/A	0	0	0	Cancelled
69	023137/2021	Sub of Design/Build for 22 800 L/s Portion of Effluent Treatment Works (ETW) for the Development of Medunsa North of the area of the Eastern Community Facility	Infrastructure & Planning	17-Feb-21	None	0	N/A	N/A	Income generating	0	11 941 479,29	1 816 531,34	13 758 010,63
69	023169/2021	Supply & Delivery of Five Books, Poster Books, Worksheet and V2 Learning Figures & Pocket Books	Procurement Services	14-Feb-21	Revised Data a Division of Human Resources (Ph) Ltd	1	4 months or part thereof	08-Jun-21	Fixed Price	271 811,04	0	16 008,86	287 820,00
69	023158/2021	Agreement of Contract Software and Website for Curriculum /Camping Reservation for a contract period ending 30 June 2025	Management Services	24-Mar-21	CMISO Business Solutions Africa (Pty) Ltd	N/A	24 months	10-Nov-21	Fixed Price	504 533,17	0	75 678,78	580 211,95
69	023159/2021	Lease, Development, Management and Maintenance of a Restaurant, on a portion of Reception (R17) Heronius, for a term period of 20 years	Infrastructure & Planning	17-Mar-21	Cap Town Sea Market Clubhouse (Pty) Ltd	Non-Compliant Contributor	15 years	10-Apr-26	Income generating	19 265 822,82	0	1 884 336,89	45 150 159,71
69	023157/2021	Training Curriculum using a classroom and outdoor classroom - US 12333. Please see attached spreadsheet. (0) 10/1/2021 Applications to commence: 08/12/2021. Budget: R100 000 (including environmental) - (0) 30/4/21	Management Services	27-Mar-21	Cancelled - No acceptable bids received	N/A	N/A	N/A	N/A	0	0	0	Cancelled
69	023160/2021	Supply and Delivery of 1 Phase, 220V 150W Generator Set	Procurement Services	14-Apr-21	Cancelled - no acceptable bids received	N/A	N/A	N/A	N/A	0	0	0	Cancelled
69	023137/2021	Graphic Design Services	Management Services	14-Apr-21	ILCory V Interiors Graphic Design	0	2 years and 4 months or part thereof	30-Jun-21	Fixed Price	282 160,00	0	0	282 160,00
69	023149/2021	Lease, Operations, Management and Maintenance of 86 Existing Burned and Street Signs with Additional Approval Services Various Portions of Municipal Properties for a Contract Period of 01 (One) Year and 11 (Eleven) Months	Infrastructure & Planning	26-Apr-21	Privatea Outdoor a division of Privatea (Pty) Ltd	1	9 years and 11 months	10-Apr-22	Income generating	5 489 394,10	0	822 236,11	6 311 630,21
69	023148/2021	Use of a Section of Recorder (off 17) Heronius (210 85007) is stand) for a final trial ID equipment	Infrastructure & Planning	14-Apr-21	Cancelled - no acceptable bids received	N/A	N/A	N/A	N/A	0	0	0	Cancelled
69	023149/2021	Construction & Reconstruction of Electrical Supply and Installation and Removal of Water Flow Transducers for a contract period ending 30 June 2025	Finance	26-Apr-21	Spectrum Electrical Management (Pty) Ltd	0	16 months	30-Jun-26	Fixed Price	1 383 074,64	0	104 962,20	1 488 036,84
69	023159/2021	Sub of for 1070 On Indemnity (75 240) to indemnify against the Contractor's Liability for Construction, Supply and Installation of the 1070 On Indemnity (75 240) to indemnify against the Contractor's Liability for Construction	Infrastructure & Planning	26-Apr-21	Cancelled - no acceptable bids received	N/A	N/A	N/A	N/A	0	0	0	Cancelled
69	023164/2021	Supply & Delivery of Ammunition	Procurement Services	05-Apr-21	Items of Project (Ph) Ltd	0	One Off	One Off	Fixed Price	289 741,23	0	0	289 741,23
69	023148/2021	Procurement of Services as Projecting Agent for the Development of subproject Project	Infrastructure & Planning	16-Apr-21	And Construction (Ph) Ltd	1	18 weeks from commencement until completion	18 weeks	Work up fee	0	100 000 000,00	75 000 000,00	175 000 000,00
69	023139/2021	Supply & Delivery of Dual Frequency Cell of Location System (LCS) Unit for R4	Infrastructure & Planning	17-Apr-21	Cancelled - no acceptable bids received	N/A	N/A	N/A	N/A	0	0	0	Cancelled

#	Tender#	Receipts	Merchandise	Acquisition	Assets/ Liabilities	SI-BEE Level	Duration of contract	Completion Period	Territorial Type	Amount Operational	Amount Capital	WT @ 15%	Total Amount Incl. WT
74	SC218V2021	Purchasing of balance billing jobs and related billing Trouser for Law Enforcement, Marine Unit and Train	Protection Services	11 Apr-21	Members Training CC	1	One-off	One-off	Fixed Rates	68 762,81	-	11 314,41	80 077,28
75	SC1634/2015	Amendment of Contract: Provision Geographical Information Systems (GIS) services for a contract period ending 30 June 2015.	Information & Planning	05 May-21	ESF South Africa (Pty) Ltd	N/A	2 years	10 Jun-21	Fixed Rates	582 216,00	-	79 885,40	662 101,40
76	SC1788/2017	Amendment of Contract: The Acquisition of Gapped BIA Licensing for the GIS System for a contract period ending 30 June 2015.	Information & Planning	01 May-21	ESF South Africa (Pty) Ltd	N/A	2 years	20 Jun-21	Fixed Rates	1 338 190,00	-	229 334,00	1 567 524,00
77	U0266/2019	Re-tender of Contract: 6731-2019: Acquisition of Service Providers for the Supply and Delivery of Insect, Light and Heavy Concrete to Westville, Bains, Midcorp Bx, Agricultural Tractors, Construction Plant and Equipment to the State for period 1 April 2019 - 30 June 2021.	Community Services	16 May-21	Various Contractors	N/A	One-off	20 Jun-21	Fixed Rates	-	4 127 860,00	620 633,50	4 748 493,50
78	SC218V2021	Printing & Distribution of Municipal Accounts and Notifications for a contract period ending 30 June 2026.	Finance	12 May-21	CGH Holdings (Pty) Ltd	0	3 years	10 Jun-26	Fixed Rates	1 465 160,00	-	210 788,00	1 675 948,00
79	SC213V2021	Renewal of Contract: Supply and Delivery of Road to Overhead Power Lines for a contract period ending 30 June 2025.	Community Services	23 May-21	Accipitrinus Road (Pty) Ltd	0	2 years	20 Jun-21	Fixed Rates	65 201 812,00	-	9 678 077,00	74 879 889,00
80	SC218V2021	Supply & Delivery of Office Furniture	Protection Services	01 May-21	Cancelled - no acceptable bids received	N/A	N/A	N/A	N/A	-	-	-	Cancelled
81	SC217V2021	Monthly Management and Customer Awareness Training (First Instance) (10/10)	Municipal Manager	01 May-21	Cancelled - no acceptable bids received	N/A	N/A	N/A	N/A	-	-	-	Cancelled
82	SC217V2021	Supply, Installation, Maintenance and Repair of Electric Alarm Systems and CCTV Camera Call Boxes for a contract period ending 30 June 2026.	Protection Services	23 May-21	Cancelled - no acceptable bids received	N/A	N/A	N/A	N/A	-	-	-	Cancelled
83	SC218V2021	Supply and Delivery of Fuel Oil, and Bidding to Overhaul and Cap Main Coast Pumps	UD	17 May-21	Cancelled - insufficient funding to cover total envisaged expenditure	N/A	N/A	N/A	N/A	-	-	-	Cancelled
84	SC218V2021	Provision of Professional Services for the design and construction of a new water treatment works	Information & Planning	18 May-21	Cancelled - no acceptable bids received	N/A	N/A	N/A	N/A	-	-	-	Cancelled
85	SC218V2021	Supply and Delivery of Substations	Community Services	24 May-21	Cancelled - no acceptable bids received	N/A	N/A	N/A	N/A	-	-	-	Cancelled
86	SC218V2021	Supply and Delivery of Fuel Oil for Law Enforcement Officers	Protection Services	18 May-21	Cancelled - no acceptable bids received	N/A	N/A	N/A	N/A	-	-	-	Cancelled
87	SC218V2021	Supply and Delivery of Fuel for Protection Services	Protection Services	18 May-21	Cancelled - no acceptable bids received	N/A	N/A	N/A	N/A	-	-	-	Cancelled
88	SC218V2021	Amendment of Contract No. SC208V2020: Provision of Billing Services for the Operation of Water Services	Community Services	18 Jun-21	Various contractors	N/A	18 Months or part thereof	11 Oct-23	Fixed Rates	494 955,21	-	-	494 955,21
89	SC217V2021	Provision of Cleaning Services for the Balconies Area for a Contract Period ending 30 June 2025.	Community Services	27 Jun-21	Cancelled - no to change contractors and insufficient funding to cover the 100% envisaged expenditure	N/A	N/A	N/A	N/A	-	-	-	Cancelled
90	SC218V2021	Urbanisation Services for the following Water Districts in District of Municipal Area	Information & Planning	09 Jun-21	Weggen (Pty) Ltd and others (Pty) Ltd	0	4 years	30 Jun-26	Fixed Rates	6 364 700,00	-	958 920,00	7 323 620,00
91	SC217V2021	Supply & Delivery of Air Lines, APE, APE Switches, Drifters	Information & Planning	02 Jun-21	Accurate Cable (Pty) Ltd	1	One-off	One-off	Fixed Rates	37 418,00	-	5 613,20	43 031,20
92	SC217V2021	Supply & Delivery of Fire Hydrant Inlet and Safety Signs	Information & Planning	02 Jun-21	Locobars & Whetstone (Pty) Ltd	0	One-off	One-off	Fixed	366 733,24	-	55 008,36	421 741,60

#	Trans #	Description	Declarate	Applicable	Availability	R-BEE Level Awarded	Duration of contract	Completion Period	Transaction Type	Amount Operational	Amount Capital	WAT # 13%	Total/Amount Proj. WAT			
83	82318/2021	Appointment of Professional Consultant to Conduct Noise Impact Assessment as well as other needed for Electrical and	Infrastructure & Planning	21-Jan-21	As-Of-Prj Use	0	1 years	30-Jan-26	Fee Rate	\$ 80,000.00	-	\$ 113,000.00	\$ 1,933,000.00			
84	82318/2021	Supply & Delivery of Land & Site (to include) Piped Water and Power (see Use of Solar	Infrastructure & Planning	25-Jan-21	Land-Op Prj Use	1	One-off	One-off	Fee Rate	-	156,000.00	21,400.00	294,400.00			
85	82318/2021	Access Management Program in the Overstreet Municipal Area	Infrastructure & Planning	03-Jun-21	Contract - WorkOrder turning to cover the total amount in purchase	N/A	N/A	One-off	N/A	-	-	-	Contract			
86	82318/2021	Supply & Delivery of Galvanized Steel Street Sign Posts complete with Caps and Pins	Procure	21-Jan-21	Inventory Prj Use	0	One-off	One-off	Fee Rate	\$ 46,216.00	-	21,998.01	\$ 68,214.01			
87	82318/2021	Supply and Delivery of Large Bin Metal Baking Bin for Bakery use	Infrastructure & Planning	28-Jun-21	Multiple Buying Prj Use	1	One-off	One-off	Fee Rate	-	10,800.00	-	10,800.00			
88	82318/2021	Supply & Delivery of Dual Frequency Radio Location System	Infrastructure & Planning	25-Jun-21	Procurement of Products Solutions Prj Use	1	One-off	One-off	Fee Rate	-	53,800.00	8,072.50	\$ 61,872.50			
89	82318/2021	Ring of Printing Containers	Procure Service	25-Jun-21	Right and Service Prj Use	0	6 Months	31-Dec-21	Fee Rate	\$ 11,195.31	-	19,828.21	\$ 31,023.52			
100	82318/2021	Supply & Delivery of 200 High Mast Light Poles with Light Heads etc	Infrastructure & Planning	16-Jun-21	Contract Order Prj Use	0	One-off	One-off	Fee Rate	-	170,000.00	25,832.00	\$ 194,832.00			
101	82318/2021	Supply, Delivery and Licensing of New Weapons for Overstreet Municipal District	Procure Service	26-Jun-21	One-off Prj Use	0	One-off	One-off	Fee Rate	-	149,202.61	22,108.19	\$ 171,310.80			
Total													\$ 1,108,198,135.75	\$ 601,208,295.00	250,941,827.76	\$ 1,960,348,257.00



PROCUREMENT BELOW \$30,000 WRITTEN QUOTATIONS IN TERMS OF COUNCIL'S PREFERENTIAL PROCUREMENT POLICY - 01 JULY 2022 TO 30 JUNE 2023

#	REQ. NO.	OR DER NO	OR DER DATE	CREDITOR NAME	ORDER AMOUNT - EXCL. VAT	VAT AMOUNT	ORDER AMOUNT - VAT INCL.	DESCRIPTION OF THE ORDER
1	134006	257901	08/07/2022	OK F'S GAR INC CC	1799.11	30.087	1829.19	POWER SUPPLY
2	134007	257914	08/07/2022	SHOET SOLUTIONS (PTY) LTD	9390.22		9390.22	SOFTWP AND TOOLS
3	134017	257911	08/07/2022	BI COURTES	1600.00	38.100	1638.10	CONCRETE PILES
4	134018	257919	08/07/2022	THE BITE COFFEE BEANS	850.00		850.00	COFFEE BEANS
5	134019	257920	08/07/2022	CHIFFRETS COFFEE BEANS (PTY) LTD	2577.00		2577.00	COFFEE BEANS
6	134110	257920	08/07/2022	HERMAGUS MEDIA	1423.20	148.131	1571.33	SPOTLIGHT
7	134110	257920	08/07/2022	HERMAGUS MEDIA	808.70	121.130	929.83	VEHICLE REPAIRS/PARTS
8	134119	257924	07/07/2022	GAMBANI GAS (PTY) LTD	401.58	84.652	486.23	GAS SUPPLY
9	134132	257924	07/07/2022	GAMBANI MEDIA	538.26	80.725	618.99	GAS SUPPLY
10	134132	257924	07/07/2022	GAMBANI BUILD IT (PTY) LTD	469.68	70.03	539.71	FOCUS
11	134136	257928	07/07/2022	BLK COFFERMANUS	1477.39	22.161	1499.55	SEALANT
12	134136	257928	07/07/2022	BLK COFFERMANUS	695.05	104.325	800.00	ADVERT
13	134139	257919	07/07/2022	THE BITE COFFEE BEANS (PTY) LTD	75.000	11.250	86.250	ADVERT
14	134139	257920	08/07/2022	GAMBANI MEDIA	65.000		65.000	ADVERT
15	134156	257924	08/07/2022	WALDO HANDMADE (INCORP)	1739.12	26.947	1766.07	PAINT
16	134062	257924	08/07/2022	ALEX GOOD FURNITURE	910.07	1.351	911.42	PAINT
17	134105	257924	08/07/2022	BLK COFFERMANUS	2320.00	315.000	2635.00	VEHICLE REPAIRS
18	134066	257927	08/07/2022	OVERSTRAND HERALD	2000.00	30.000	2030.00	ADVERT
19	134203	257925	08/07/2022	KAPTAGOR AGRIMARK LIAISON	71.304	10.036	81.340	MARKING SIGNS
20	134160	257925	08/07/2022	HERMAGUS OFFICE NATIONAL	1107.35		1107.35	REPAIRS/PARTS
21	134231	257926	08/07/2022	BULLERS TRUCK DEPOT - BA	378.26	56.74	435.00	BARWARE
22	134148	258014	08/07/2022	OVERSTRAND HERALD (PTY) LTD	718.26	107.734	826.00	WOODS
23	134065	258012	08/07/2022	OK FOODS GAMBANI	1900.59		1900.59	REFRESHMENTS
24	134232	258014	11/07/2022	THE BITE COFFEE BEANS (PTY) LTD	4680.00	67.200	4747.20	ADVERT
25	134240	258015	11/07/2022	WAB PRINTMEDIA (PTY) LTD	64.548	96.62	161.168	PRINTED BOOKS
26	134239	258016	11/07/2022	WAB PRINTMEDIA (PTY) LTD	834.78	124.22	959.00	PRINTED BOOKS
27	134230	258017	11/07/2022	OVERSTRAND HERALD	2000.00	30.000	2030.00	ADVERT
28	134243	258019	11/07/2022	BOUTILLIERS/BLACKBARK	1202.78	180.042	1382.82	GAS COLUMNS
29	134213	258021	11/07/2022	GAMBANI ELECTRICS	1591.00	29.805	1620.80	LIGHTING
30	134208	258022	11/07/2022	HERMAGUS MEDIA	1750.40	25.556	1775.96	VEHICLE REPAIRS/PARTS
31	134208	258023	11/07/2022	AJOC EXPRESS HERMAGUS	1663.20	28.848	1692.05	VEHICLE REPAIRS/PARTS
32	134273	258034	11/07/2022	GAMBANI GAS (PTY) LTD	52.174	78.276	130.450	GAS COLUMNS
33	134295	258035	11/07/2022	KAAPTAGOR AGRIMARK LIAISON	1069.23	15.848	1085.08	BATTERY/PACK
34	134303	258036	11/07/2022	BLK COFFERMANUS	1051.30	15.770	1067.07	POWER TOOLS
35	134309	258037	11/07/2022	GAMBANI BUILD IT (PTY) LTD	801.775	136.16	937.935	BARWARE
36	134312	258039	11/07/2022	WAB PRINTMEDIA (PTY) LTD	64.348	96.62	161.00	PRINTED BOOKS
37	134209	258056	11/07/2022	GO THRE & THE GLOW ATTORNEY	7589.26	1131.29	8720.55	ATTORNEY VS
38	134308	258060	11/07/2022	OK FOODS GAMBANI	992.86		992.86	REFRESHMENTS
39	134294	258062	11/07/2022	THE BITE COFFEE BEANS (PTY) LTD	930.00	98.800	1028.80	ADVERT
40	134293	258063	11/07/2022	THE BITE COFFEE BEANS (PTY) LTD	2000.00	48.800	2048.80	ADVERT
41	134283	258064	11/07/2022	OVERSTRAND HERALD	2000.00	30.000	2030.00	ADVERT
42	134304	258065	11/07/2022	GAMBANI MEDIA	2000.00		2000.00	ADVERT
43	134171	258067	11/07/2022	CHIFFRETS COFFEE BEANS (PTY) LTD	1407.500	220.225	1627.725	CALIBRATION
44	134142	258068	11/07/2022	GAMBANI BUILD IT (PTY) LTD	1644.35	284.605	1928.955	BARWARE
45	134301	258070	11/07/2022	AJOC EXPRESS HERMAGUS	380.200	54.31	434.51	ELECTRICAL ITEMS
46	134306	258071	11/07/2022	AJOC EXPRESS HERMAGUS	234.603	35.19	269.793	ELECTRICAL ITEMS
47	134375	258074	11/07/2022	GAMBANI BUILD IT (PTY) LTD	1312.95	196.94	1509.89	SEALANTS
48	134366	258074	11/07/2022	HERMAGUS MEDIA	1332.70	199.90	1532.60	VEHICLE REPAIRS/PARTS
49	134248	258080	11/07/2022	OK FOODS GAMBANI	1446.96	21.728	1468.69	NEWSPAPERS
50	134144	258081	11/07/2022	WAB PRINTMEDIA (PTY) LTD	1800.00	27.000	1827.00	BUSINESS CARDS
51	134420	258092	11/07/2022	HERMAGUS MEDIA	1759.26	26.074	1785.33	VEHICLE REPAIRS/PARTS

#	REQ. NO	ORDER NO	ORDER DATE	CREDITOR NAME	ORDER AMOUNT - EXCL. VAT	VAT AMOUNT	ORDER AMOUNT - VAT INCL.	DESCRIPTION OF THE ORDER
52	124073	250093	15/07/2022	HERMANS OFFICE NATIONAL	1.799,00	20,005	1.819,005	1.999,5 PILES
53	124073	250094	15/07/2022	MAAPAGH AGRIMARTILLOON	3.701,00	25,515	3.726,515	1.954,5 PLOWINGE LAMIN
54	124073	250095	15/07/2022	AOCCEX PRESS HERMANS	41,741	0,261	42,002	8.820,0 ELECTRAAL ITEM
55	124073	250097	15/07/2022	OVERBENS STEEL & IRRIGATION	41,913	0,267	42,180	4.820,0 STEEL
56	124073	250114	15/07/2022	WAL AND BA SELENTE BPTGE	1.900,00	-	1.900,00	1.900,00 REPAIR ROOF
57	124074	250135	15/07/2022	WHALE PRINTING CC	99,000	14,850	113,850	11.365,0 BUSINESS CARDS
58	124074	250136	15/07/2022	FIREWIRE SYSTEMS SOLUTION	1.100,00	1,960,00	1.960,00	149,500,0 MAINTENANCE OF FIRE DETECTION
59	124074	250141	15/07/2022	GARBANI BUILDIT (PTY) LTD	1.695,48	25,432	1.720,912	1.949,0 PIPES AND FITTINGS
60	124072	250166	15/07/2022	SARA OLAKO M. FERMOLO	35,000	5,250	40,250	402,50 VEHICLE REPAIR SPARES
61	124071	250175	15/07/2022	GARBANI BUILDIT (PTY) LTD	8.200,00	1.230,00	9.430,00	94.300,0 CEMENT
62	124077	250177	15/07/2022	BLAJME AND BLOORING SLUIJ	11,719	0,228	11,947	90,000 REPAIR FLOOR AND BUILDINGS
63	124076	250178	15/07/2022	HERMANS MEDIA	55,119	8,228	63,347	6.338,0 VEHICLE REPAIR SPARES
64	124256	250185	15/07/2022	GARBANI BUILDIT (PTY) LTD	1.017,80	24,240	1.042,04	14,950,0 PADDOOS
65	124071	250200	15/07/2022	GARBANI BUILDIT (PTY) LTD	53,742	8,060	61,802	1.879,2 HARDWARE
66	124086	250210	15/07/2022	GILBERT'S CATERING	1.900,00	-	1.900,00	1.900,00 CATERING
67	124083	250211	15/07/2022	HERMANS OFFICE NATIONAL	1.501,43	22,522	1.523,95	1.726,5 OFFICE SUPPLIES
68	124073	250212	15/07/2022	OVERBENS STEEL & IRRIGATION	10,728	1,006	11,734	1.231,0 STEEL
69	124073	250213	15/07/2022	MAAPAGH AGRIMARTILLOON	95,505	14,325	109,830	1.090,0 ADVERTS
70	124072	250218	15/07/2022	NET 77 UNIT P TOLTD	1.891,00	-	1.891,00	1.891,0 RECHARGEABLE FLASHLIGHT
71	124074	250238	15/07/2022	BUDVEST WALTONS	1.469,28	22,050	1.491,33	10,948 STATIONERY
72	124075	250245	15/07/2022	OVERBENS GAFFOLD & MACH	21,652	3,248	24,900	2.490,0 WIRELESS MOUSE
73	124075	250247	15/07/2022	OVERBENS GAFFOLD & MACH	29,257	4,388	33,645	3.645,0 TOOL HIRE
74	124074	250248	15/07/2022	GARBANI BUILDIT (PTY) LTD	310,35	49,55	359,90	3.750,0 SCHIJS
75	124041	250249	15/07/2022	HERMANS MOVER CENTRE	40,043	6,657	46,700	49,500 MOWER SPARES
76	124072	250255	15/07/2022	MAAPAGH AGRIMARTILLOON	1.578,20	23,674	1.601,874	18.150,0 WLN
77	124071	250256	15/07/2022	GARBANI BUILDIT (PTY) LTD	24,330	3,620	27,950	2.790,0 CUTTING DISC
78	124079	250259	15/07/2022	OPIC ETECH	1.150,00	1,725,00	2.875,00	13,250,0 OFFICE CHAIRS
79	124072	250260	15/07/2022	ROCKJAN & (PTY) LTD	3.800,00	57,000	3.857,00	43.700,0 SECURITY SPINES
80	124079	250261	15/07/2022	THEMEDIA PROJECT RES (PTY)	3.080,00	46,200	3.126,20	35,420,0 ADVERT
81	124079	250263	15/07/2022	THEMEDIA PROJECT RES (PTY)	1.044,25	15,664	1.059,91	1.700,8 REFER SHARPS
82	124071	250265	15/07/2022	SUPA OLAKO M. FERMOLO	68,130	-	68,130	681,00 REFER SHARPS
83	124070	250266	15/07/2022	OK FOODS GARBANI	93,929	14,006	107,935	10.799,5 SAHANT
84	124079	250267	15/07/2022	GARBANI BUILDIT (PTY) LTD	1.503,91	23,429	1.527,34	1.796,50 CONCRETE BLOCKS
85	124068	250268	15/07/2022	GARBANI BUILDIT (PTY) LTD	973,76	14,606	988,36	1.119,82 SMALL TOOLS
86	124074	250269	15/07/2022	BO TH VERBODENEMARK	4.880,76	72,211	4.952,97	56.128,7 BUDJAN
87	124074	250270	15/07/2022	CREDIT EMPLOYMENTAL P TV	1.197,240	1,798,28	2.995,52	13.791,2 SPUL KIT
88	124068	250283	15/07/2022	HERMANS MEDIA	1.654,37	24,815	1.679,185	1.902,5 VEHICLE REPAIR SPARES
89	124067	250290	15/07/2022	OVERBENS STEEL & IRRIGATION	1.596,70	23,801	1.620,50	19.351,1 STEEL
90	124070	250290	15/07/2022	MAAPAGH AGRIMARTILLOON	2.006,120	3,168,18	5.174,30	26.103,8 FLOORING MATERIAL
91	124070	250291	15/07/2022	VUWMI ELECTRICAL SUPPLIE	1.230,00	1,885,00	3.115,00	161.400,0 RUBBER MATS
92	124073	250292	15/07/2022	GARBANI BUILDIT (PTY) LTD	334,75	5,021	339,77	3.849,0 SMALL TOOLS
93	124079	250293	15/07/2022	HERMANS MEDIA	1.480,00	22,200	1.502,20	1.702,0 PATCHLACK
94	124079	250294	15/07/2022	VELDWARANGO TILDRING CC	44,500	6,675	51,175	511,75 TRIPOD
95	124076	250295	15/07/2022	LUMBER & LAWN	2.712,72	40,091	2.752,81	31.106,3 GARDENING ACCESSORIES
96	124076	250296	15/07/2022	AOCCEX PRESS HERMANS	2.162,00	31,159	2.193,15	2.460,00 ELECTRAAL ITEM
97	124075	250297	15/07/2022	OPIC ETECH	4.625,77	69,837	4.695,60	5.341,4 STATIONERY
98	124076	250310	15/07/2022	VELDWARANGO TILDRING CC	68,000	10,335	78,335	752,3 RAK PAKK
99	124076	250311	15/07/2022	VELDWARANGO TILDRING CC	1.600,00	24,000	1.624,00	18.400,0 NOSE CARBET
100	124075	250316	15/07/2022	HERMANS FORTHOUGHER SER	2.750,01	41,25	2.791,26	31,624 VEHICLE REPAIR SPARES
101	124078	250319	15/07/2022	HERMANS OFFICE NATIONAL	1.538,26	23,074	1.561,33	1.769,00 STATIONERY
102	124078	250320	15/07/2022	HERMANS OFFICE NATIONAL	1.629,00	24,426	1.653,42	18.133,5 VEHICLE REPAIR SPARES
103	124071	250341	15/07/2022	RE ELECTRICAL WHOLESALER	58,000	-	58,000	5.500,0 ELECTRAAL ITEM
104	124071	250342	15/07/2022	KLAMPS CONSTRUCTION PTY	21,990,00	-	21,990,00	21.990,00 AREA CLEANING
105	124075	250343	15/07/2022	NET 77 UNIT P TOLTD	3.700,00	88,100	3.788,10	60,000 SPIGOTS
106	124072	250345	15/07/2022	KLAMPS CONSTRUCTION PTY	1.700,00	25,306	1.725,306	1.962,0 PAILS AND SCREWS
107	124072	250346	15/07/2022	OK FOODS GARBANI	1.476,28	22,184	1.498,46	5.900,2 CLEANING ITEMS
108	124074	250347	15/07/2022	GARBANI BUILDIT (PTY) LTD	1.575,13	23,627	1.598,75	18,971,0 HARDWARE
109	124073	250348	15/07/2022	BUDVEST WALTONS	24,006	3,524	27,530	3.100,0 STATIONERY
110	124073	250349	15/07/2022	HERMANS OFFICE NATIONAL	1.175,00	17,634	1.192,63	1.700,0 STATIONERY
111	124075	250350	15/07/2022	THE COLOURBOX CC	4.000,00	-	4.000,00	3.730,00 PAINT
112	124075	250351	15/07/2022	OVERBENS GAFFOLD & MACH (PTY) LTD	4.000,00	-	4.000,00	3.730,00 POWER TOOLS

#	REQ. NO	ORDER NO	ORDER DATE	CREDITOR NAME	ORDER AMOUNT - EXCL. VAT	VAT AMOUNT	ORDER AMOUNT - VAT INCL	DESCRIPTION OF THE ORDER
114	126742	250872	22/07/22	OVERBERG AGR. REPAIRS (PTY) LTD	R 33,913	R 5,087	R 39,000	3 X 9000 WAT. WHEEL
115	126700	250872	22/07/22	TAMBOUR AGRICULTURAL SUPP	R 2,100,000	R 300,000	R 2,400,000	24 X 4000 HERBICIDE
116	126374	250878	22/07/22	BOLT W/DC INSERTEERING DIST	R 4,651,291	R 667,279	R 5,318,570	27,600.00 SARE TV SET
117	126472	250878	22/07/22	BOLT W/DC INSERTEERING DIST	R 4,651,291	R 667,279	R 5,318,570	51,880.00 PO W/ER TOOLS
118	126772	250878	25/07/22	GAIBARANI BUILD IT (PTY) LTD	R 1,281,74	R 18,220	R 1,300,000	1,997.88 SMALL TOOLS
119	126667	250871	25/07/22	HERMANUS HARDWARE	R 1,281,74	R 18,220	R 1,300,000	1,474.00 SMALL TOOLS
120	126668	250872	25/07/22	VOLEK (PTY) LTD - OVERST	R 1,169,930	R 17,029	R 1,186,959	2,074.8 TEST LEAD
121	126405	250872	25/07/22	MAKANA B (PTY) LTD	R 2,379,13	R 341,687	R 2,720,817	13,419.98 SPARE W/RT BRD
122	126337	250875	25/07/22	BALDERS TRADE DEPOT, BAL	R 2,023,05	R 303,455	R 2,326,500	27,800.00 PINE POLES
123	126344	250876	25/07/22	BALDERS TRADE DEPOT, BAL	R 2,599,530	R 389,930	R 2,989,460	2,272.00 SEALANT
124	126292	250877	25/07/22	CTM HERMANUS	R 3,120,87	R 468,13	R 3,589,000	35,900.00 LAMP SURVEY
125	126669	250878	25/07/22	VAN DEN & ASSOCIATES INC	R 1,172,40	R 17,536	R 1,190,000	1,482.40 STA TOOR BY
126	126817	250881	25/07/22	WELKOO MARKETING (P) PRIVATE	R 2,160,000	R 316,800	R 2,476,800	1,980.00 PAINT
127	126807	250882	25/07/22	WELKOO MARKETING (P) PRIVATE	R 1,818,100	R 272,715	R 2,090,815	10,620.00 ELECTRICALS TOOLS
128	126660	250878	25/07/22	FTO SPECIALIZED PRODUCTS	R 4,800,000	R 720,000	R 5,520,000	52,200.00 P/ROAD 3/000
129	126394	250878	25/07/22	LOCO ELECTRICAL WHOLESALE	R 1,217,30	R 18,260	R 1,235,560	5,230.00 C/W/RE TRAINING
130	126356	250878	25/07/22	GAIBARANI BUILD IT (PTY) LTD	R 4,824,000	R 723,600	R 5,547,600	13,990.00 S/UP/SAFE
131	126742	250878	25/07/22	GAIBARANI BUILD IT (PTY) LTD	R 4,824,000	R 723,600	R 5,547,600	16,950.00 BATTERIES
132	126791	250877	25/07/22	BALDERS WALTONS	R 7,999,852	R 1,199,977	R 9,199,829	8,238.00 STA TOOR BY
133	126821	250878	25/07/22	HERMANUS OFFICE NATIONAL	R 3,122,30	R 468,35	R 3,590,650	31,900.00 SMALL TOOLS
134	126428	250872	26/07/22	GAIBARANI BUILD IT (PTY) LTD	R 4,290,000	R 643,500	R 4,933,500	49,335.00 PO W/ER TOOL
135	126814	250875	26/07/22	HERMANUS OFFICE NATIONAL	R 6,506,35	R 976,004	R 7,482,359	74,829.98 STA TOOR BY
136	126512	250876	26/07/22	WELL LAKE P/CC	R 1,663,39	R 249,51	R 1,912,900	1,890.00 SEALANT
137	126511	250877	26/07/22	OFFICE TECH	R 1,563,04	R 234,456	R 1,797,500	1,797.50 BR/ODS
138	126876	250814	26/07/22	GAIBARANI BUILD IT (PTY) LTD	R 1,576,52	R 236,48	R 1,813,000	18,130.00 W/RT/SAFE
139	126661	250875	26/07/22	GAIBARANI BUILD IT (PTY) LTD	R 1,576,52	R 236,48	R 1,813,000	1,335.8 ELECTRICAL ITEMS
140	126842	250816	26/07/22	BALDERS TRADE DEPOT, BAL	R 3,201,30	R 480,200	R 3,681,500	16,000.00 ELECTRIC BOTTLE
141	126893	250817	26/07/22	GAIBARANI ELECTRIES	R 1,980,000	R 297,000	R 2,277,000	4,000.00 REPAIR BR/OD/ION
142	126840	250818	26/07/22	BE PUMP/HERS KLERKHOFF CC	R 1,606,09	R 252,91	R 1,859,000	19,800.00 PLATTERS
143	126870	250819	26/07/22	BE PUMP/HERS KLERKHOFF CC	R 1,041,76	R 156,26	R 1,198,000	10,300.00 W/TE P/TANK
144	126853	250820	27/07/22	GAIBARANI BUILD IT (PTY) LTD	R 86,948	R 13,042	R 100,000	1,960.00 TOOLBOX
145	126856	250821	27/07/22	GAIBARANI BUILD IT (PTY) LTD	R 1,585,28	R 237,792	R 1,823,000	9,990.00 DOUBLE 3/000
146	126864	250822	27/07/22	HERMANUS BUILD IT (PTY) LTD	R 1,487,67	R 221,15	R 1,708,820	16,648.2 HARDWARE
147	126868	250823	27/07/22	HERMANUS BUILD IT (PTY) LTD	R 1,417,500	R 212,625	R 1,630,125	141,750.00 TOOL FOOD
148	126770	250823	27/07/22	GAIBARANI BUILD IT (PTY) LTD	R 1,045,30	R 156,795	R 1,202,095	11,968.00 HARDWARE
149	126871	250824	27/07/22	ROCKFEL ON DOOR/REPPY	R 56,000	R 8,400	R 64,400	64,400.00 SERVICE FIRE STRONG/SH/ERS
150	126873	250824	27/07/22	GAIBARANI BUILD IT (PTY) LTD	R 52,100	R 7,815	R 59,915	5,911.5 PLANKS
151	126475	250824	27/07/22	HERMANUS EXTINGUISHER SER	R 33,904	R 5,088	R 38,992	3,899.00 HEADP/RT
152	126737	250823	27/07/22	PHINOS TOOLING	R 2,111,208	R 316,681	R 2,427,889	24,278.99 HARDWARE
153	126801	250824	27/07/22	PHINOS TOOLING	R 4,775,21	R 716,29	R 5,491,500	54,900.00 STARTER CAPS
154	126478	250825	27/07/22	GAIBARANI BUILD IT (PTY) LTD	R 1,664,35	R 249,65	R 1,914,000	19,140.00 PROTECTIVE CLOTHES - GLOVES
155	126255	250826	27/07/22	BOUARD SPON TS CC	R 1,664,35	R 249,65	R 1,914,000	2,700.00 M/465
156	126256	250827	27/07/22	CONCORDECE OVI/ANG/E	R 23,478	R 3,522	R 27,000	17,110.00 SMALL TOOLS
157	126859	250828	27/07/22	AL ENHAWO B/OUNG/DEL	R 4,607,30	R 691,095	R 5,298,395	19,650.00 C/H/OM/LOCK/SH/ERS
158	126879	250829	27/07/22	GAIBARANI BUILD IT (PTY) LTD	R 1,691,30	R 253,70	R 1,945,000	20,000.00 C/H/OM/LOCK/SH/ERS
159	126719	250829	27/07/22	GAIBARANI BUILD IT (PTY) LTD	R 1,759,13	R 263,87	R 2,023,000	20,000.00 C/W/RE DA STAND
160	126816	250829	27/07/22	HERMANUS HARDWARE	R 2,000,00	R 300,000	R 2,300,000	8,531.5 PREW/RT W/TER M/CH/NE
161	126878	250829	28/07/22	MY DESIGN	R 72,000	R 10,800	R 82,800	7,990.00 W/TER TAP
162	126778	250828	28/07/22	PS/META W/ORS	R 69,557	R 10,433	R 80,000	34,380.4 ELECTRICAL ITEMS
163	126888	250871	28/07/22	BALDERS WALTONS	R 3,969,69	R 595,454	R 4,565,150	15,345.4 SMALL TOOLS
164	126900	250871	28/07/22	BALDERS WALTONS	R 1,332,110	R 201,137	R 1,533,247	10,000.00 GRAPHIC DESIGN
165	126890	250872	28/07/22	AUD/EX/PRESS/HERMANUS	R 1,842,000	R 276,300	R 2,118,300	10,000.00 BR/OD/ET
166	126590	250873	28/07/22	AUD/EX/PRESS/HERMANUS	R 1,842,000	R 276,300	R 2,118,300	13,668.5 REFRESHMENTS
167	126534	250874	28/07/22	AUD/EX/PRESS/HERMANUS	R 230,517	R 34,578	R 265,095	2,975.1 SMALL TOOLS
168	126602	250875	28/07/22	EM/RO/TA, W/ANG/ER CC	R 60,025	R 9,004	R 69,029	1,855.9 PROTECTIVE CLOTHES - SHOES
169	126625	250876	28/07/22	EM/RO/TA, W/ANG/ER CC	R 1,499,25	R 224,888	R 1,724,138	16,695.5 ELECTRICAL ITEMS
170	126412	250877	28/07/22	VAN DEN & ASSOCIATES INC	R 1,499,25	R 224,888	R 1,724,138	15,077.3 CAMP W/TER
171	126598	250878	28/07/22	GATEWAY SUPER SH/PE & T/OPS	R 1,041,76	R 156,26	R 1,198,000	11,968.00 SMALL TOOLS
172	126681	250879	28/07/22	PREH/OTA, W/ANG/ER CC	R 1,499,25	R 224,888	R 1,724,138	11,968.00 SMALL TOOLS
173	126682	250880	28/07/22	PREH/OTA, W/ANG/ER CC	R 1,499,25	R 224,888	R 1,724,138	11,968.00 SMALL TOOLS
174	126683	250881	28/07/22	PREH/OTA, W/ANG/ER CC	R 1,499,25	R 224,888	R 1,724,138	11,968.00 SMALL TOOLS
175	126684	250882	28/07/22	PREH/OTA, W/ANG/ER CC	R 1,499,25	R 224,888	R 1,724,138	11,968.00 SMALL TOOLS

#	REQ. NR	ORDER NO	ORDER DATE	CREDITOR NAME	ORDER AMOUNT - EXCL. VAT	VAT AMOUNT	ORDER AMOUNT - VAT INCL.	DESCRIPTION OF THE ORDER
176	124706	256511	28/07/2022	OVERBEEK AGR BEDIJVEN (PTY) LTD	R 6.200,00	R 93,600	R 71.700,00	71.700,00 PINE POLES
177	124909	256512	28/07/2022	OVERS CLEANING SOLUTIONS	R 2.000,00	-	R 2.000,00	2.000,00 REPAIR OMO'S
178	124660	256513	28/07/2022	TICHOORNDISTRIBUTORS CC	R 1.700,00	R 20,200	R 20,470,00	20,470,00 SHIRT HOLES
179	125055	256514	28/07/2022	FUNCTIONHIE.COM	R 705,20	R 11,476	R 716,676	716,676 TABLE CLOTHS
180	125087	256515	28/07/2022	HERMANUS MEAS	R 1.422,37	R 21,335	R 1.443,705	1.443,705 VEHICLE REPAIR SPARES
181	125049	256516	28/07/2022	FLO SPECIALIZED PRODUCTS	R 1.570,00	R 2,089,25	R 3,659,25	3,659,25 LF TRING LOCKING KIT
182	125049	256517	28/07/2022	A BANGSDEWES GARIBANI	R 1.500,00	R 20,200	R 1.520,20	1.520,20 VEHICLE REPAIR SPARES
183	125048	256518	28/07/2022	OK FOODS GARIBANI	R 1.038,76	R 24,581	R 1.063,341	1.063,341 CLEANING ITEMS
184	125021	256519	28/07/2022	W/VEST WALTONS	R 1.500,00	R 1,500	R 1.501,500	1.501,500 STATIONERY
185	125012	256520	28/07/2022	OVERBEEK AGR BEDIJVEN (PTY) LTD	R 35,217	R 5,283	R 40,500	40,500 SMALL TOOLS
186	124660	256521	28/07/2022	FLO SPECIALIZED PRODUCTS	R 2.665,00	R 39,675	R 2.704,675	2.704,675 INSTALLATION TESTER
187	124780	256522	28/07/2022	GARIBANI BUILD-IT (PTY) LTD	R 2.511,72	R 37,826	R 2.549,546	2.549,546 DOORS
188	124759	256523	28/07/2022	GARIBANI BUILD-IT (PTY) LTD	R 2.199,97	R 33,000	R 2.232,97	2.232,97 WHEELBROW
189	124640	256524	28/07/2022	SALOMONS WW	R 2.000,00	R -	R 2.000,00	2.000,00 WHEELBROW BRIDGE
190	124717	256525	28/07/2022	GARIBANI GAS (PTY) LTD	R 1.343,400	R 2,015,27	R 3,358,67	3,358,67 GAS REFILL
191	124745	256526	28/07/2022	OK FOODS GARIBANI	R 7.901,26	R 1,095,52	R 8,996,78	8,996,78 REFRESHMENTS
192	125008	256527	28/07/2022	GILBERTS GATRING	R 5.000,00	R -	R 5.000,00	5.000,00 BLOCKOUT OF FLOWERS
193	124114	256528	28/07/2022	WIKIE TREE & FENCES CC	R 8.000,00	R 1,020,00	R 9,020,00	9,020,00 TREE FELLING
194	124628	256529	28/07/2022	BACCHERMANIUS	R 1.616,78	R 24,222	R 1,641,00	1,641,00 SMALL TOOLS
195	124983	256530	28/07/2022	HERMANUS OFFICE NATIONAL	R 1.556,24	R 23,444	R 1,579,684	1,579,684 STATIONERY
196	124215	256531	28/07/2022	RI COURIERS	R 1.048,479	R 1,565,21	R 2,613,689	2,613,689 COURIER SERVICES FOR JULY 2022 - JUNE 2023 FOR DELIVERY OF FAX VALUE FORMS
197	124168	256532	28/07/2022	RI COURIERS	R 4.307,83	R 65,217	R 4,373,047	4,373,047 BLANK ORDER TRANSPORT OF WATER METERS & OTHER MATERIALS TO & FROM MUNICIPALITY TO SUPPLIER & BACK
198	124169	256533	28/07/2022	PRESSIONMETERS (PTY) LTD	R 2.485,900	R 3,728,85	R 6,214,75	6,214,75 TESTING OF WATER METER LAMIN
199	125058	256534	28/07/2022	BEKA SCHREDER (PTY) LTD	R 1.250,00	R 1,878,00	R 3,128,00	3,128,00 CONTRACTOR WOODWORKING
200	124172	256535	28/07/2022	BOUJAND TOUT SERVICES (PTY) LTD	R 1.891,479	R 2,837,22	R 4,728,699	4,728,699 217.520 LITRE OF CHEMICAL FLUORINOL FOR 12 MONTHS FOR HERMANUS GARIBANI TO BE SERVED TO X. PER WEEK
201	124119	256536	28/07/2022	GARIBANI BUILD-IT (PTY) LTD	R 1.756,15	R 26,335	R 1,782,485	1,782,485 POLYURETHANE BIT PAINT
202	124124	256537	28/07/2022	80 TRIMMERHOREMARK	R 2.750,08	R 41,265	R 2,791,345	2,791,345 LEVEL LULUM SPIJIT 2000.3 M.A. BI
203	124068	256538	28/07/2022	APCH - ACTUARIAL CONSULTING CC	R 1.610,00	R 2,415,00	R 4,025,00	4,025,00 185.500 ACTUARIAL VALUATION OF LONG SERVICE AWARDS AND PAST EMPLOYEES HEALTH CARE BENEFITS
204	124665	256539	28/07/2022	LOCO ELEC TRICAL WHOLESALERS (PTY) LTD	R 1.577,968	R 2,036,92	R 3,614,888	3,614,888 2 TWIN DUAL NAVIGATOR LIGHTS - INCLUDING BULBS, BRACKET & FAY FINISH
205	124440	256540	28/07/2022	MEKOTER TRADING CC	R 6.268,91	R 94,033	R 6,362,943	6,362,943 VEHICLE REPAIR SPARES
206	125111	256541	01/08/2022	HERMANUS MEAS	R 17,408	R 2,620	R 19,028	19,028 VEHICLE REPAIR SPARES
207	125112	256542	01/08/2022	FLO HITE BRITANTORCC	R 1.000,43	R 25,357	R 1,025,787	1,025,787 19.400 BOOK RETURN VAIVE
208	125001	256543	01/08/2022	BALLET'S TRADE DEPOT	R 1.317,20	R 19,761	R 1,336,961	1,336,961 15.150 SMALL TOOLS
209	125002	256544	01/08/2022	HERMANUS	R 1.679,20	R 25,008	R 1,704,208	1,704,208 PLUMBING MATERIAL
210	125003	256545	01/08/2022	BAAP ALOR AGRIWASTE LIQUOR	R 60,424	R 9,064	R 69,488	69,488 HERBICIDE
211	125004	256546	01/08/2022	BALLET'S TRADE DEPOT	R 1.600,45	R 24,457	R 1,624,907	1,624,907 SUPPLY POLEH
212	124988	256547	01/08/2022	HERMANUS OFFICE NATIONAL	R 1.150,76	R 17,106	R 1,167,866	1,167,866 STATIONERY
213	125001	256548	01/08/2022	GARIBANI ELECTRES	R 5.000,00	R 84,000	R 5,084,000	5,084,000 ELECTRICAL ITEMS
214	124988	256549	01/08/2022	THEMBAVA PRIORITIES (PTY) LTD	R 1.005,22	R 24,078	R 1,029,298	1,029,298 64.600 RIF 301 SARGRAMI
215	124980	256550	01/08/2022	HERMANUS HARTWARE	R 2.214,29	R 33,214	R 2,247,503	2,247,503 18.600 SMALL TOOLS
216	124786	256551	01/08/2022	HERMANUS OFFICE NATIONAL	R 5.589,00	R 80,235	R 5,669,235	5,669,235 STATIONERY
217	124648	256552	01/08/2022	OFFICECHO	R 1.375,345	R 2,083,01	R 3,458,356	3,458,356 158.164 SMALL TOOLS
218	124795	256553	01/08/2022	NOUGA 8 (PTY) LTD	R 21.590,00	R 318,50	R 21,908,50	21,908,50 24.855.000 BOND 3000
219	124981	256554	01/08/2022	NOUGA 8 (PTY) LTD	R 1.391,30	R 20,470	R 1,411,770	1,411,770 16.000 JOINT TOOL
220	124981	256555	01/08/2022	BALLET'S TRADE DEPOT	R 1.387,83	R 20,417	R 1,408,247	1,408,247 15.900 PAPERHATS
221	125058	256556	01/08/2022	BALLET'S TRADE DEPOT	R 1.547,79	R 23,217	R 1,571,007	1,571,007 17.700 TOWELS
222	125010	256557	01/08/2022	GARIBANI BUILD-IT (PTY) LTD	R 5.252,17	R 78,783	R 5,330,953	5,330,953 60.600 WIRING MESH
223	124968	256558	01/08/2022	BALLET'S TRADE DEPOT	R 20.000,00	R -	R 20.000,00	20.000,00 26.300.000 REPAIR DOORS
224	124969	256559	01/08/2022	VIRGIL APPEL BEDIJVEN	R 5.126,57	R 76,869	R 5,203,446	5,203,446 58.932.000 ELECTRICIAN'S TOOLS
225	124957	256560	01/08/2022	SHPHAWALI ELECTRICAL IN	R 1.675,825	R 2,651,38	R 4,327,213	4,327,213 STATIONERY
226	124722	256561	01/08/2022	HERMANUS HARTWARE	R 1.995,65	R 29,535	R 2,025,185	2,025,185 18.500 SMALL TOOLS
227	125046	256562	01/08/2022	BALLET'S TRADE DEPOT	R 80,301	R 11,509	R 93,810	93,810 ROPE
228	125132	256563	01/08/2022	RI COURIERS	R 1.198,00	R 17,570	R 1,215,570	1,215,570 13.770 WATER FILTERS
229	125133	256564	01/08/2022	RI COURIERS	R 816,00	R 11,300	R 827,300	827,300 JACK CUMMINS
230	125110	256565	01/08/2022	GIENHOUCO FURNITURES TO	R 2.240,00	R 74,36	R 2,314,36	2,314,36 800.000 FIRE BLANKET
231	125137	256566	01/08/2022	BAAP ALOR AGRIWASTE LIQUOR	R 17,0569	R 8,17	R 25,2359	25,2359 17.150.000 ROTATION AND GROUNDING
232	124658	256567	01/08/2022	RI COURIERS	R 5.580	R 8,17	R 5,588,17	5,588,17 GELT WAREHOUSE
233	125108	256568	01/08/2022	OVERBEEK AGR BEDIJVEN (PTY) LTD	R 1.108,38	R 25,265	R 1,133,645	1,133,645 19.600.000 SMALL TOOLS
234	124969	256569	01/08/2022	HERMANUS HARTWARE	R 1.175,22	R 25,476	R 1,200,696	1,200,696 2.000.000 VEHICLE REPAIR SPARES
235	124969	256570	01/08/2022	HERMANUS MEAS	R 11,408	R 2,000	R 13,408	13,408 35.000 FOODING MATERIAL
236	124712	256571	01/08/2022	BALLET'S BUILD-IT	R 3.029,13	R 60,807	R 3,089,937	3,089,937

#	REQ NO	ORDER NO	ORDER DATE	CREDITOR NAME	ORDER AMOUNT - EXCL. VAT	VAT AMOUNT	ORDER AMOUNT - VAT INCL	DESCRIPTION OF THE ORDER
236	124787	258610	03/03/2022	BUCOHERMANUS	7,629.10	1,173.02	8,802.12	10,000 GARDEN TOOLS
237	124718	258617	03/03/2022	HERMANUS OFFICE NATIONAL	8,157.23	1,223.59	9,380.82	5,000 STA TOKE RY
240	124662	258610	03/03/2022	OK FOODS GAMBANI	1,489.00	222.88	1,711.88	1,000 C CATHING AC CESSORIES
241	124777	258620	03/03/2022	THANOS LINEWAND CARTER	1,074.00	-	1,074.00	1,000 C CATHING
242	125079	258632	03/03/2022	BUILDERS TRADE DEP OT	10,161.00	1,614.15	11,775.15	1,200 C CATHING
243	125080	258633	03/03/2022	BUCOHERMANUS	1,498.20	224.73	1,722.93	2,000 SMALL TOOLS
244	124977	258636	03/03/2022	HERMANUS OFFICE NATIONAL	2,726.00	408.90	3,134.90	10,000 STA TOKE RY
245	124773	258637	03/03/2022	HERMANUS BLDG IT PTY LTD	1,391.34	207.02	1,598.36	10,000 HARDWARE
246	124772	258638	03/03/2022	KAAPAGH AGRIMARK LIQUOR	2,629.99	394.50	3,024.49	2,800 C CATHING
247	124681	258639	03/03/2022	HERMANUS OFFICE NATIONAL	5,029.76	754.46	5,784.22	8,400 STA TOKE RY
248	125103	258642	03/03/2022	HERMANUS MEDIA	1,074.00	161.10	1,235.10	1,000 C CATHING
249	125107	258648	03/03/2022	HANDLE THIS	1,969.57	295.43	2,265.00	15,000 HANGERS
250	125101	258651	03/03/2022	HERMANUS BLDG IT PTY LTD	1,425.02	213.75	1,638.77	15,000 CATHING AND NAILS
251	125102	258652	03/03/2022	HERMANUS MOWER CENTRE	1,750.00	262.50	1,992.50	1,000 MOWER SPARES
252	125150	258654	03/03/2022	BEST WEST WALTHAM	1,367.00	205.05	1,572.05	15,000 STA TOKE RY
253	124697	258655	03/03/2022	HERMANUS OFFICE NATIONAL	2,137.62	320.64	2,458.26	265,000 STA TOKE RY
254	124651	258656	03/03/2022	THE COMPLETE RENT OUT CC	2,495.62	374.38	2,870.00	20,000 MOTORCYCLE MAINTING
255	124651	258658	03/03/2022	RETCO SERVICES	3,092.00	463.80	3,555.80	45,000 MOBILE TRACK RENTAL
256	125124	258659	03/03/2022	FLORITE BRIGADON CC	1,337.13	200.57	1,537.70	15,000 BRIGADON RETAINS
257	124976	258660	03/03/2022	BUILDERS TRADE DEP OT	5,857.04	878.56	6,735.60	6,750 WHEEL BARROW
258	124808	258661	03/03/2022	KAAPAGH AGRIMARK LIQUOR	5,010.00	751.50	5,761.50	84,150 BULAM
259	124819	258662	03/03/2022	BUILDERS TRADE DEP OT	2,921.76	438.26	3,360.02	33,000 POWER TOOLS
260	125119	258664	03/03/2022	HERMANUS MEDIA	873.00	131.04	1,004.04	10,000 LED WORK LIGHT
261	124643	258666	03/03/2022	BUCOHERMANUS	16,213.00	2,432.25	18,645.25	18,647.25 INTER LOCKING TILES
262	124614	258667	03/03/2022	VERDI APPEL BOLERS	7,000.00	-	7,000.00	10,000 REPAIR SCREW A
263	124817	258668	03/03/2022	ALUMINUM SA PTY LTD	9,000.00	1,441.20	10,441.20	11,000 HYDROBOL
264	124820	258669	03/03/2022	HERMANUS BLDG IT PTY LTD	1,043.30	156.50	1,200.00	14,999.00 SHUTTERV
265	125208	258670	03/03/2022	HERMANUS MOWER CENTRE	1,729.06	260.86	1,989.92	1,999.00 CATHING SPARES
266	124652	258672	03/03/2022	PP HERMANUS	8,862.72	1,329.41	10,192.13	101,913 HYDROBOL
267	125179	258674	03/03/2022	SUNJA QUACK KLEPOMKO	802.50	60.38	862.88	402.88 VEHICLE REPAIR SPARES
268	125153	258675	03/03/2022	BUILDERS TRADE DEP OT	77.50	11.60	89.10	8,000 SMALL TOOLS
269	125193	258677	03/03/2022	BEST WEST WALTHAM	1,000.00	240.00	1,240.00	1,000 VACUUM CLEANER
270	125196	258678	03/03/2022	BUILDERS TRADE DEP OT	1,082.22	162.78	1,245.00	12,400 SMALL TOOLS
271	125197	258679	03/03/2022	BUCOHERMANUS	78.25	11.74	90.00	8000 FLAMEL
272	125154	258682	03/03/2022	HERMANUS BLDG IT PTY LTD	860.48	130.42	990.90	999.00 DOUBLE SPR
273	125245	258695	03/03/2022	BEST WEST WALTHAM	201.42	30.81	232.23	2,002.23 STAMP
274	125202	258696	03/03/2022	KAAPAGH AGRIMARK LIQUOR	1,476.26	221.74	1,698.00	1,700.00 BOOTS
275	125152	258697	03/03/2022	BUCOHERMANUS	75,605.00	11,346.75	86,951.75	8,699.23 SPRAYPAINT
276	124691	258698	03/03/2022	AMORIC DOORS	3,965.22	594.78	4,560.00	45,000 REPAIR WALL LOCK
277	124803	258699	03/03/2022	ADVANCE OFFICE SUPPLIES CC	3,480.00	523.20	4,003.20	4011.20 BATTERIES
278	125177	258710	03/03/2022	ALIMHEDONG GAMBANI	1,032.00	243.00	1,275.00	1,800.00 VEHICLE REPAIR SPARES
279	125180	258711	03/03/2022	BUILDERS TRADE DEP OT	36,522.00	5,478.30	42,000.30	42,000 LED LIGHTS
280	125199	258716	03/03/2022	PP HERMANUS	1,572.50	235.88	1,808.38	1,808.38 PAINTING TERS
281	125200	258717	03/03/2022	ERC BOOKER PROMOTIONS (PTY) LTD	86,201.00	12,928.00	99,129.00	11,300.00 STORES
282	125254	258718	03/03/2022	HERMANUS MEDIA	1,152.01	172.80	1,324.81	13,242.6 VEHICLE REPAIR SPARES
283	125178	258719	03/03/2022	ADOC EXPRESS HERMANUS	34,330.00	5,156.00	39,486.00	3,952.6 LED LIGHTS
284	125247	258720	03/03/2022	BUNDET A D V BONDOR ME	1,000.00	153.13	1,153.13	12,200.00 PUBLICATION OF MAR 09/2022
285	125248	258721	03/03/2022	COVETTING HERALD	69,565.00	104.05	70,259.05	8,000 PUBLICATION OF MAR 09/2022
286	125249	258722	03/03/2022	GARSBELER AUUS	75,000.00	1,125.00	76,125.00	7,500 PUBLICATION OF MAR 09/2022
287	125121	258723	03/03/2022	FUNCTIONHIRE.COM	1,765.50	268.25	2,033.75	20,302.25 CATHING
288	124841	258724	03/03/2022	MOLARA E PTY LTD	1,100.00	165.00	1,265.00	13,000.00 PONG BUSHES
289	124875	258725	03/03/2022	KAAPAGH AGRIMARK LIQUOR	6,071.30	910.70	6,982.00	76,720.00 CLOTHING
290	124875	258727	03/03/2022	HERMANUS OFFICE NATIONAL	4,222.87	633.43	4,856.30	48,560.00 OFFICE EQUIPMENT
291	125202	258728	03/03/2022	GA TOWAY SUPERMARKET & TOPS	1,642.10	246.32	1,888.42	8,500 REFRESHMENTS
292	124764	258730	03/03/2022	PP BUCKINGHAM	1,201.78	180.62	1,382.40	13,820.00 BOOK BINDING
293	125244	258731	03/03/2022	PP TRAFFIC CONTROL	2,252.17	342.88	2,595.05	25,954.5 STA TOKE RY
294	124880	258732	03/03/2022	HERMANUS OFFICE NATIONAL	3,819.97	572.99	4,392.96	44,012.00 VARIOUS SMALL ITEMS
295	125155	258733	03/03/2022	FUNCTIONHIRE.COM	3,761.32	564.20	4,325.52	46,252.00 RECORDOR FUNCTION
296	125155	258734	03/03/2022	COO ELEC TRICAL WHOLESALE	1,960.80	294.12	2,254.92	15,952.00 DEEP CYCLE BATTERY
297	124916	258735	03/03/2022	GAMBANI PROJECT	4,800.00	720.00	5,520.00	15,200.00 CONCRETE BENCHES
298	124911	258737	03/03/2022	MARHOCCOORS	2,125.10	328.26	2,453.36	270,000.00 REPAIR GARAGE MOTOR

#	REQ. NO	ORDER NO	ORDER DATE	CREDITOR NAME	ORDER AMOUNT - EXCL. VAT	VAT AMOUNT	ORDER AMOUNT - VAT INCL.	DESCRIPTION OF THE ORDER
300	12665	250796	10/03/2022	GAT-HUB (PTY) LTD.	1,004.38	1,956.52	15,000.00	GAS REFILL
301	12665	250797	10/03/2022	PAKALBA BEECH VALLEY	4,350.00	65,230.00	50,000.00	WIPPER TOWER
302	12613	250798	10/03/2022	KARIBU CONSTRUCTION (PTY) LTD	2,509.90		25,000.00	CONSTRUCTION WORK
303	12613	250799	10/03/2022	GARBAN BALDIT (PTY) LTD	311.73	48.26	3,000.00	EXTENSION CABIN
304	12603	250800	10/03/2022	GARBAN BALDIT (PTY) LTD	4,802.82	75,507.00	50,000.00	WATERWARE
305	12604	250801	10/03/2022	KLEINBERG BUILDIT	1,689.68	25,300.00	19,000.00	HARDWARE
306	12607	250802	10/03/2022	GARBAN BALDIT (PTY) LTD	1,717.29	25,760.00	19,750.00	HARDWARE
307	12607	250803	10/03/2022	GARBAN BALDIT (PTY) LTD	1,519.96	22,799.00	17,479.50	LOCKING
308	12614	250804	10/03/2022	GARBAN BALDIT (PTY) LTD	1,312.05	19,941.00	15,088.60	HARDWARE
309	12620	250805	10/03/2022	HERMANUS HARDWARE	1,586.09	23,941.00	18,355.00	HARDWARE
310	12622	250806	10/03/2022	SECORA INTERNATIONAL SECURITY	22,826.00	34,226.00	20,000.00	SECURITY CODE
311	12623	250807	10/03/2022	GARBAN BALDIT (PTY) LTD	260.78	39.12	2,990.00	EXTERN
312	12601	250808	10/03/2022	MS METAL WORKS	4,260.00		42,000.00	STEEL CASE
313	12605	250809	10/03/2022	KLCOHERMANUS	703.48	10,552.00		SPOTLIGHT
314	12608	250810	10/03/2022	TUMBERBERG (PTY) LTD	59.00	88.90	6,785.00	CEBRINATE AUTO LEVEL
315	12614	250811	10/03/2022	MEYER TRADING CC	2,488.65	3,627.98	20,000.00	PHONE
316	12633	250812	10/03/2022	KAAPAGRE AGRARIKLOOF	1,302.24	19,534.00	14,975.80	CLOTHING
317	12603	250813	10/03/2022	WALBULL ENT BRIDGE (PTY) LTD	6,000.00		6,000.00	GLASS HALAR
318	12604	250814	10/03/2022	GATWAY (PTY) LTD -	834.78	12,522.00	9,000.00	FLOWERS
319	12605	250815	10/03/2022	GROENEWALD SJ	2,917.74	43,766.00	33,500.00	SECURITY INSTALLATION
320	12618	250816	10/03/2022	WOLKRA (PTY) LTD	1,760.00		17,000.00	REPAIR CONCRETE P & GRADE
321	12616	250817	10/03/2022	VELLO WILKING TRADING CC	80.00	13,000.00	9,200.00	VACUUM FILTER
322	12604	250818	10/03/2022	WITFOOT (PTY) LTD	4,346.98	62,204.00	49,000.00	POWER TOOL
323	12604	250819	10/03/2022	WITFOOT (PTY) LTD	3,500.00	52,500.00	40,250.00	500 CABLES
324	12626	250820	10/03/2022	EXILES JOURNEY AERIAL W/O	3,000.00		30,000.00	SOUND SYSTEM
325	12617	250821	10/03/2022	HERMANUS HARDWARE	1,019.52	20,228.00	18,500.00	HARDWARE
326	12625	250822	10/03/2022	PA TRIX INSTALLATIONS IPT	2,500.00		25,000.00	PHOTOGRAPHY
327	12612	250823	10/03/2022	VOITEX (PTY) LTD - OVERSTRAND	1,206.60	18,059.00	13,875.90	ELECTRIC LITING
328	12617	250824	10/03/2022	VOITEX (PTY) LTD - OVERSTRAND	46,726.00	7,006.00	7,443.00	ELECTRIC LITING TOOLS
329	12617	250825	10/03/2022	BURGERS BOOYS	64,722.00	9,708.00	74,430.00	BINARY BOOKS
330	12617	250826	10/03/2022	KAAPAGRE AGRARIKLOOF	1,086.57	16,299.00	12,495.60	HERBICIDE
331	12617	250827	10/03/2022	KAAPAGRE AGRARIKLOOF	97.00	14,625.00	11,212.50	BOOTS
332	12609	250828	10/03/2022	BUILDERS TRADE DEPOT	1,247.83	18,717.00	14,350.00	SMALL TOOLS
333	12608	250829	10/03/2022	SUNJA OLIX HERMANUS	1,005.22	15,978.00	12,250.00	VEHICLE REPAIRS/SPARES
334	12608	250830	10/03/2022	WINDS SUPPLIES (PTY) LTD	4,800.00		48,000.00	CATERING
335	12625	250831	10/03/2022	OK FOODS GARBANAI	1,946.65		15,946.65	REFRESHMENTS
336	12609	250832	10/03/2022	HERMANUS POWER CENTRE	1,712.39	25,760.00	19,750.00	BATTERY
337	12608	250833	10/03/2022	POSTNET HERMANUS	13,048.00	1,057.00	15,000.00	COURIER SERVICES
338	12620	250834	10/03/2022	MC PAKALBA TOURS	7,880.00		79,800.00	TRANSPORT OF PEOPLE
339	12614	250835	12/03/2022	BLITZWIND GLASS AND ALUM	877.00		8,770.00	GLASSING
340	12630	250836	12/03/2022	HERMANUS HARDWARE	1,011.30	20,170.00	18,530.00	SMALL TOOLS
341	12625	250837	12/03/2022	THEBOS LINEHAND CATERI	4,200.00		14,200.00	CATERING
342	12606	250838	12/03/2022	MS METAL WORKS	1,960.00		19,600.00	WELDING
343	12625	250839	12/03/2022	GARDEN COURT NELSON AVANDE	1,252.17	18,785.00	14,400.00	ACCOMMODATION
344	12646	250840	12/03/2022	BOJLAND TOILET SERVICES (PTY) LTD	1,476.35	22,115.00	16,955.00	TOILET PAPER
345	12646	250841	12/03/2022	PP ELECTRICAL WHOLESALER	363.00		3,660.00	ELECTRIC L ITEMS
346	12646	250842	12/03/2022	ADCO EXPRESS HERMANUS	1,460.00	21,945.00	1,682.45	ELECTRIC L CABLES
347	12627	250843	12/03/2022	FLO SPECIALIZED PRODUCTS	1,739.00	26,610.00	1,984.70	SMALL TOOLS
348	12640	250844	12/03/2022	GARBAN BALDIT (PTY) LTD	1,729.79	25,947.00	1,989.26	HARDWARE
349	12645	250845	12/03/2022	GARBAN BALDIT (PTY) LTD	1,042.39	15,651.00	1,199.00	GLASSING
350	12608	250846	12/03/2022	BALSOOR WERK SR AB WORKWEAR	3,806.76	570.71	4,377.47	FOOTWEAR
351	12607	250847	12/03/2022	MC LUTHI AND SON (PTY) LTD	2,000.00		20,000.00	BLU DRING AMMUNITANCE
352	12649	250848	12/03/2022	GIBBERT'S CATERING	1,630.00		16,300.00	CATERING
353	12649	250849	12/03/2022	HERMANUS ARTS	75,231.00	11,285.00	86,516.00	VEHICLE REPAIR SPARES
354	12649	250850	12/03/2022	ALMADOCKERS GARBANAI	1,352.00	20,325.00	1,584.25	VEHICLE REPAIR SPARES
355	12640	250851	12/03/2022	GARBAN BALDIT (PTY) LTD	1,059.22	15,873.00	1,216.65	THING ACCESSORIES
356	12640	250852	12/03/2022	WONDERLAND LIFESTYLE MARKS	1,029.07	15,581.00	1,170.00	PLANT
357	12640	250853	12/03/2022	SHARON LAMPS MARISSE	1,790.00	26,850.00	20,850.00	PLANTS
358	12640	250854	12/03/2022	LITTLE ORCHARD MARISSE	7,007.70	80,850.00	80,850.00	PLANTS
359	12641	250855	12/03/2022	PK SUPPLIES	4,000.00	60,000.00	46,000.00	WATER PUMP
360	12642	250856	12/03/2022	MS METAL WORKS	1,960.00		19,000.00	GATE WHEELS
361	12618	250857	12/03/2022	BUILDERS TRADE DEPOT	2,073.48	31,006.00	23,800.00	HARDWARE

#	REQ. NO	ORDER NO	ORDER DATE	CREDITOR NAME	ORDER AMOUNT - EXCL. VAT	VAT AMOUNT	ORDER AMOUNT - VAT INCL	DESCRIPTION OF THE ORDER
267	125131	250894	15/03/2022	OLYMPIA BITE PASTORAL P&I	1442.00	0.00	1442.00	3750.00 PAINT
268	125131	250894	15/03/2022	WELTREFE K&M VERY WETWOOD	2025.28	0.00	2025.28	30.000 PLANTS
269	125216	250894	15/03/2022	GIBBERTS CATERING	30.000	-	30.000	3000.00 CATERING
270	125002	250894	15/03/2022	OLYMPIA BITE PASTORAL P&I	1220.948	-	1220.948	1220.948 LITCHEN LITTERALS
271	125449	250894	15/03/2022	OVERBROS STEEL & FABRICATION	1695.57	-	1695.57	1802.40 WELDING RODS
272	124892	250894	15/03/2022	DEP&LE PRINTING	9100.00	-	9100.00	9100.00 SMALL BOOKS
273	125437	250894	15/03/2022	GO SEE DO OVERBROS	3772.000	-	3772.000	1996.80 SMALL TOOLS
274	125119	250894	15/03/2022	BOYTRIVERSH&M	1020.000	-	1020.000	27.200.00 PRODUCE DISTRIBUTION
275	125173	250894	15/03/2022	LANARD BUILDING PRODUCTS	5205.000	-	5205.000	11.737.90 WALL BRACKETS
276	125084	250894	15/03/2022	TAMBERT AGRICULTURAL SUPPLY	6205.52	-	6205.52	12.000.00 METAL DRUMS
277	125098	250894	15/03/2022	HERMANS MAWEN CENTRE	11056.52	-	11056.52	60.777.75 HERBICIDE
278	125094	250894	15/03/2022	HERMANS BUILDIT (PTY) LTD	1275.85	-	1275.85	12.15.00 TWO STORE OIL
279	124885	250894	15/03/2022	INDULO VEHIC CONSTRUCTION	1729.150	-	1729.150	2490.00 PAINT CANPS
280	125113	250894	15/03/2022	LES ENGRAVERS	51.000	-	51.000	20.000.00 GARDEN SERVICE
281	125400	250894	15/03/2022	BOAT AND ENGINEERING DIST	371.28	-	371.28	5.10.00 BUSHWIPS
282	125118	250894	15/03/2022	HERMANS MEDAS	1180.54	-	1180.54	3.119.7 BUSHWIPS
283	125207	250894	15/03/2022	BLACKHORNWALS	8120.38	-	8120.38	13.576.2 WINK REPAIRS/PANES
284	125168	250894	15/03/2022	W&K MARKETING/PROMOTE	2329.78	-	2329.78	10.438.4 PAKE POLES
285	125119	250894	17/03/2022	KOLAJA R (PTY) LTD	5435.57	-	5435.57	24.782.2 ROOF SEALANT
286	125510	250894	17/03/2022	GARDIAN BUILDIT (PTY) LTD	1676.17	-	1676.17	9.52.00 PROTECTOR SPRAY
287	125510	250894	17/03/2022	GARDIAN BUILDIT (PTY) LTD	155.74	-	155.74	1.699.9 HANDBAWME
288	125402	250894	17/03/2022	SARA GLOK HERMANS	1566.01	-	1566.01	19.29.00 SMALL TOOLS
289	124831	250894	17/03/2022	RANCH CONSTRUCTION (PTY) LTD	2101.84	-	2101.84	12.26.00 ELECTRIC & WIRE
290	125516	250894	17/03/2022	BEILDERS TRADE DEPOT	1402.61	-	1402.61	1801.60 VEHICLE REPAIRS/PANES
291	125509	250894	17/03/2022	HERMANS MEDAS	1720.31	-	1720.31	19.95.00 PAINTING
292	125510	250894	17/03/2022	KALPAGOR AGRICULTURAL	69.500	-	69.500	18.13.00 SMALL TOOLS
293	125510	250894	17/03/2022	GARDIAN BUILDIT (PTY) LTD	1130.98	-	1130.98	19.78.00 VEHICLE REPAIRS/PANES
294	125510	250894	17/03/2022	RANCH AND RANCHING STUD	1741.913	-	1741.913	13.869.2 DOOR LOCKS
295	125510	250894	17/03/2022	BLACKHORNWALS	62.000	-	62.000	20.03.00 INSTALLATION OF R F&S
296	125510	250894	17/03/2022	TURMATER BELLVILLE	83.001	-	83.001	7.209.2 STOP JAGOSH
297	125510	250894	17/03/2022	GARDIAN BUILDIT (PTY) LTD	43.478	-	43.478	10.78.1 POWER SALES
298	125510	250894	17/03/2022	LEGA JACOBE PRODUCTIONS	1054.929	-	1054.929	5.000.00 VEHICLE REPAIRS/PANES
299	125510	250894	17/03/2022	HERMANS OFFICE NATIONAL	26.200	-	26.200	11.481.2 PRINTED SHIRTS
300	125510	250894	17/03/2022	MONTAGU COUNTRYHOTEL	583.34	-	583.34	30.1.0 DATE STAMP
301	125510	250894	17/03/2022	HERMANS TOX P&M THIS AND'S	84.388	-	84.388	6.765.9 STATIONERY
302	125178	250894	17/03/2022	OK FOODS GARDIAN	3500.00	-	3500.00	9.70.00 ACCOMMODATION
303	125097	250894	17/03/2022	GARDIAN BUILDIT (PTY) LTD	1704.35	-	1704.35	40.75.00 OPTIC WIFE
304	125389	250894	17/03/2022	BE N' HERMANS BLEMPO/CCC	1683.38	-	1683.38	13.60.00 PARTWIF
305	125499	250894	17/03/2022	SINOTON	3650.28	-	3650.28	3.80.00 SEALANT
306	125010	250894	17/03/2022	OFFICEION	2610.00	-	2610.00	5.80.00 ELECTRIC METTLE
307	125010	250894	17/03/2022	OFFICEION	1697.38	-	1697.38	44.27.2 SAFETY GENERATOR
308	125010	250894	17/03/2022	OFFICEION	1995.84	-	1995.84	32.31.0 SHELV & UNIT
309	125010	250894	17/03/2022	OFFICEION	1266.87	-	1266.87	14.60.00 STATIONERY
310	125110	250894	17/03/2022	W&K BUILDIT (PTY) LTD	1900.00	-	1900.00	1.795.0 ELECTRIC ITEMS
311	125110	250894	17/03/2022	W&K BUILDIT (PTY) LTD	1375.00	-	1375.00	1.795.0 ELECTRIC ITEMS
312	125110	250894	17/03/2022	W&K BUILDIT (PTY) LTD	1375.00	-	1375.00	1.795.0 ELECTRIC ITEMS
313	125110	250894	17/03/2022	W&K BUILDIT (PTY) LTD	1375.00	-	1375.00	1.795.0 ELECTRIC ITEMS
314	125110	250894	17/03/2022	W&K BUILDIT (PTY) LTD	1375.00	-	1375.00	1.795.0 ELECTRIC ITEMS
315	125110	250894	17/03/2022	W&K BUILDIT (PTY) LTD	1375.00	-	1375.00	1.795.0 ELECTRIC ITEMS
316	125110	250894	17/03/2022	W&K BUILDIT (PTY) LTD	1375.00	-	1375.00	1.795.0 ELECTRIC ITEMS
317	125110	250894	17/03/2022	W&K BUILDIT (PTY) LTD	1375.00	-	1375.00	1.795.0 ELECTRIC ITEMS
318	125110	250894	17/03/2022	W&K BUILDIT (PTY) LTD	1375.00	-	1375.00	1.795.0 ELECTRIC ITEMS
319	125110	250894	17/03/2022	W&K BUILDIT (PTY) LTD	1375.00	-	1375.00	1.795.0 ELECTRIC ITEMS
320	125110	250894	17/03/2022	W&K BUILDIT (PTY) LTD	1375.00	-	1375.00	1.795.0 ELECTRIC ITEMS
321	125110	250894	17/03/2022	W&K BUILDIT (PTY) LTD	1375.00	-	1375.00	1.795.0 ELECTRIC ITEMS
322	125110	250894	17/03/2022	W&K BUILDIT (PTY) LTD	1375.00	-	1375.00	1.795.0 ELECTRIC ITEMS
323	125110	250894	17/03/2022	W&K BUILDIT (PTY) LTD	1375.00	-	1375.00	1.795.0 ELECTRIC ITEMS

#	REQ. NO	ORDER NO	ORDER DATE	CREDITOR NAME	ORDER AMOUNT - EXCL. VAT	VAT AMOUNT	ORDER AMOUNT - VAT INCL.	DESCRIPTION OF THE ORDER
604	124679	256010	22/08/2022	GARBHAI BUILDIT (PTY) LTD	60,117.00	138.26	60,255.26	105900 HARDWARE
605	124679	256010	22/08/2022	BIDVEST WALTONS	5,309.64	79.65	5,389.29	010000 STATIONERY
606	125072	256010	22/08/2022	OVERLEAF SCAFFOLD & MACHI	29,225.77	43.88	29,269.65	330015 PLANT HIRE
607	125082	256010	22/08/2022	THE COMPLETE PRINT CO.	1,771.78	25.82	1,797.60	130000 COMPUTER ACCESSORIES
608	124296	256011	22/08/2022	GARBHAI BUILDIT (PTY) LTD	3,670.34	50.04	3,720.38	422158 HARDWARE
609	125184	256042	22/08/2022	HERMARCUS BUILDIT (PTY) LTD	1,819,340.00	2,709.00	1,822,049.00	311544 PAINT
610	125580	256043	22/08/2022	GARBHAI BUILDIT (PTY) LTD	1,416.78	21.52	1,438.30	162930 HARDWARE
611	125702	256044	22/08/2022	BIDVEST WALTONS	15,853.53	232.16	16,085.69	171541 STATIONERY
612	125708	256045	22/08/2022	GARBHAI BUILDIT (PTY) LTD	1,647.74	23.21	1,670.95	177950 HARDWARE
613	125700	256046	22/08/2022	BIDVEST WALTONS	2,675.40	39.63	2,715.03	305382 STATIONERY
614	125695	256047	22/08/2022	HERMARCUS MOWER CENTRE	1,000.70	24.30	1,025.00	185000 MOWER SPARES
615	125644	256048	22/08/2022	HERMARCUS HARDWARE	55,505.05	83.35	55,588.40	639010 HARDWARE
616	125649	256049	22/08/2022	SECORA INTERNATIONAL SECURITY	81,937.00	12,225.55	94,162.55	942510 SECURITY TANGAS/TITR
617	124912	256051	22/08/2022	SECORA INTERNATIONAL SECURITY	2,467.67	37,015.55	39,483.22	283728 SMALL TOOLS
618	125605	256056	23/08/2022	THEMBA PROPERTIES (PTY) LTD	9,920.00	58.00	9,978.00	450800 ERT 397 SANDRAM
619	125713	256059	23/08/2022	THEMBA PROPERTIES (PTY) LTD	1,794.78	26.22	1,821.00	195600 MOWER CHAIRS
620	125713	256060	23/08/2022	OAK TREE LODGE	1,052.17	28.73	1,080.90	130000 ACCOMMODATION
621	125713	256061	23/08/2022	OVERLEAF AJAR BEDRYVE (PTY) LTD	1,102,344.00	1,655.32	1,103,999.32	130620 GALVANISED SHAOLE
622	125754	256071	23/08/2022	OVERLEAF AJAR BEDRYVE (PTY) LTD	1,089.00	17.82	1,106.82	1207696 TORQUE S
623	125754	256072	23/08/2022	BOLLAND WAGG AND ENGRAVING	3,920.00	58.80	3,978.80	451800 ERT 800 ZWELINE
624	125649	256073	23/08/2022	THEMBA PROPERTIES (PTY) LTD	280,990.00	4,304.00	285,294.00	30010 SMALL TOOLS
625	125761	256074	23/08/2022	SLAN OLAK BLENDAFORM	31,043.00	465.70	31,508.70	357010 VEHICLE REPAIR SPARES
626	125662	256075	23/08/2022	LES ENGRAVERS	30,000.00	0.00	30,000.00	30000 ENGRAVED SHIELD
627	125662	256076	23/08/2022	MOJADA B (PTY) LTD	3,740.00	56.10	3,796.10	431010 FLOW RESTRICTORS
628	125718	256077	23/08/2022	M. GLENNWOOD TRAVEL AGENCY	8,903.72	134.26	9,037.98	1030828 TRAVEL
629	125710	256078	23/08/2022	GARBHAI BUILDIT (PTY) LTD	1,391.03	20.66	1,411.69	159900 SMALL TOOLS
630	125812	256081	23/08/2022	BIDVEST WALTONS	1,948.60	29.29	1,977.89	224000 STATIONERY
631	125192	256082	23/08/2022	HERMARCUS OFFICE NATIONAL	21,936.00	330.00	22,266.00	25298 STATIONERY
632	125674	256091	24/08/2022	HERMARCUS OFFICE NATIONAL	1,268.70	19.03	1,287.73	145901 STATIONERY
633	124987	256092	24/08/2022	TANWATI AGRICULTURAL SUPP	3,144.00	0.00	3,144.00	2410000 HERBICIDE
634	125744	256093	24/08/2022	SLAN OLAK HERMARCUS	1,291.30	19.37	1,310.67	148500 VEHICLE REPAIR SPARES
635	125676	256094	24/08/2022	HERMARCUS OFFICE NATIONAL	2,627.71	39.66	2,667.37	302637 STATIONERY
636	124871	256095	24/08/2022	LARGATE CLEARING AND CAR	6,000.00	0.00	6,000.00	600000 GARDEN MAINTENANCE
637	125747	256096	24/08/2022	OK FOODS GARBHAI	94,625.00	0.00	94,625.00	94685 REFRESHMENTS
638	125778	256097	24/08/2022	HERMARCUS MOWER CENTRE	1,339.15	20.87	1,359.02	154000 TRIMMER LINE
639	125778	256099	24/08/2022	SECORA INTERNATIONAL SECURITY	68,743.00	103.17	68,846.17	79100 BATTERIES
640	125701	256100	24/08/2022	HERMARCUS HARDWARE	1,635.65	24.53	1,660.18	188100 SMALL TOOLS
641	125603	256101	24/08/2022	GARBHAI FLEXTRIS	1,595.44	23.82	1,619.26	182324 ELECTRICAL ITEMS
642	125693	256102	24/08/2022	ENCLOSURE JOURNEY MEDIA AND	2,400.00	0.00	2,400.00	240000 PHOTOGRAPHY
643	125553	256103	24/08/2022	RAMOS SERVICES (PTY) LTD	2,100.00	0.00	2,100.00	210000 CATERING
644	125682	256104	24/08/2022	B.L.C. HERMARCUS	3,200.50	48.98	3,249.48	374958 SMALL TOOLS
645	125683	256105	24/08/2022	BO TR VERBODENK...	4,087.25	60.71	4,147.96	405457 SMALL TOOLS
646	125198	256106	24/08/2022	MAAP AJAR AGRIWART LIQUOR	15,370.00	230.50	15,600.50	176750 HYDROBOL
647	125349	256107	24/08/2022	MAAP AJAR AGRIWART LIQUOR	7,433.91	115.69	7,549.60	854900 HERBICIDE
648	125276	256108	24/08/2022	BOLT AND ENGINEERING DIST	2,081.00	30.47	2,111.47	233634 BATTERIES
649	125799	256109	24/08/2022	HERMARCUS BUILDIT (PTY) LTD	1,799.96	26.08	1,826.04	199800 EXTRACTOR FAN
650	125765	256110	24/08/2022	THEMBA HOLDINGS (PTY) LTD	2,000.00	0.00	2,000.00	20000 REPAIR WALL
651	125444	256113	24/08/2022	BO TR VERBODENK...	1,181,200.00	1,771.88	1,182,971.88	1358438 FLOODLIGHTS
652	125719	256117	25/08/2022	GARDENING TOOLS	30,000.00	0.00	30,000.00	20000 ERT 37 AMBIENT LIGHTING
653	125719	256118	25/08/2022	GARDENING TOOLS	2,200.00	0.00	2,200.00	20000 ERT 38 AMBIENT LIGHTING
654	125552	256119	25/08/2022	ENCLOSURE JOURNEY MEDIA AND	2,608.70	39.13	2,647.83	300000 SOUND SYSTEM
655	125833	256131	25/08/2022	DEBELLE PRINTING	1,600.00	0.00	1,600.00	160000 PAVERS
656	125675	256132	25/08/2022	THE COLOUR BOX CC	488.24	7.24	495.48	50148 PAINT
657	124842	256133	25/08/2022	MAAP AJAR AGRIWART LIQUOR	1,429.20	21.48	1,450.68	160358 HARDWARE
658	125620	256134	25/08/2022	FOURTE BIRGATION CC	69,505.00	104.35	69,609.35	80000 IRRIGATION
659	125618	256135	25/08/2022	HERMARCUS	35,216.00	52.82	35,268.82	40000 GUTTER
660	125648	256136	25/08/2022	HERMARCUS BUILDIT (PTY) LTD	85,219.00	12.81	85,231.81	97500 HARDWARE
661	125687	256137	25/08/2022	PLUMBING SA (PTY) LTD	69,216.00	103.82	69,319.82	79590 FLOOR MECHANISM
662	125616	256138	25/08/2022	HERMARCUS HARDWARE	1,248.70	18.73	1,267.43	143000 SMALL TOOLS
663	125617	256139	25/08/2022	PPF HERMARCUS	54,008.00	81.08	54,089.08	62100 PLUMBING MATERIALS
664	125609	256140	25/08/2022	HERMARCUS BUILDIT (PTY) LTD	7,913.17	109.54	8,022.71	83670 MASONRY TAPE
665	125660	256141	26/08/2022	M. GLENNWOOD TRAVEL AGENCY	1,982,577.00	2,975.87	1,985,552.87	2279908 FREIGHTS

#	REQ. NO	ORDER NO	ORDER DATE	CREDITOR NAME	ORDER AMOUNT - EXCL. VAT	VAT AMOUNT	ORDER AMOUNT - VAT INCL	DESCRIPTION OF THE ORDER
486	12642	259142	20/03/2022	HERMANUS BUILDIT (PTY) LTD	1 083.31	311.250	2 394.56	SMALL TOOLS
487	12642	259142	20/03/2022	WILCOO MAINTENANCE (P)RIVATE	812.488	111.877	924.365	PAINT
488	126478	259144	20/03/2022	COFACET SOLUTIONS (PTY) LTD	3 325.00		3 325.00	PAINT
489	126484	259145	20/03/2022	MAAP AGR AGRIMARK	1 505.31	231.78	1 737.09	SMALL TOOLS
490	126770	259146	20/03/2022	OK FOODS GAMBANI	1 719.78	25 749.7	27 469.48	VEHICLE REPAIR SPARES
491	126749	259147	20/03/2022	HERMANUS MEDIA	15 125.9	2 358	17 483.9	VEHICLE REPAIR SPARES
492	126715	259148	20/03/2022	BLITZKOPF BUILDIT	47 869.69	71 800	119 670	PAINT
493	126519	259149	20/03/2022	B.L.C. COHENRANUS	8 981.32	579.20	9 560.52	SHUTTERRY
494	126689	259150	20/03/2022	HERMANUS HANNAIR	1 599.13	230.87	1 830	SMALL TOOLS
495	126187	259151	20/03/2022	HERMANUS LOCKER THOMAS	2 627.72	394.16	3 021.88	REPAIR TOOLS
496	126135	259152	20/03/2022	BO TRIVIER OERENMARK	2 025.000	300.75	2 325.75	SMALL TOOLS
497	126862	259153	20/03/2022	GAMBANI BUILDIT (PTY) LTD	1 433.88	21 588	23 021.88	HAIRWARE
498	126863	259154	20/03/2022	MAAP AGR AGRIMARK	83 931	125 009	208 940	CLOTHING
499	126346	259155	20/03/2022	WIMOS LOOGRING	1 487 000	2 280 50	3 767 500	PAINT
500	126271	259156	20/03/2022	BO COURE E.C.	3 75 790 000	3 868 50	3 793 550	CHEMICAL
501	126471	259157	20/03/2022	BO TRIVIER OERENMARK	2 521 487	37 638	2 559 125	PAINT
502	126300	259158	20/03/2022	BLITZKOPF TRACE DEPOT	1 940 431	291 106	2 231 537	STAIRWAY
503	126419	259159	20/03/2022	OFFICE TECH	1 038 036	2 413 04	3 451 072	PAINT
504	126588	259160	20/03/2022	THE COMPUTER PRINT CC	1 302 950	1 954 45	3 257 400	PAINT
505	126535	259161	20/03/2022	MAAP AGR AGRIMARK	1 002 78	18 042	1 020 82	PAINT
506	126597	259162	20/03/2022	BO TRIVIER OERENMARK	1 764 80	26 472	1 791 272	ELECTRICAL TOOL
507	126113	259163	20/03/2022	LOCO ELECTRICAL WHOLESALE	86 948	13 042	100 000	SMALL TOOLS
508	126689	259164	20/03/2022	GAMBANI BUILDIT (PTY) LTD	530 34	7 905	538 245	SMALL TOOLS
509	126689	259165	20/03/2022	GAMBANI BUILDIT (PTY) LTD	79 000	11 940	90 940	ROAD RAGS
510	126363	259166	20/03/2022	SAFETY PRESS STORE BERG C.A	1 949 000		1 949 000	TRANSPORT OF PEOPLE
511	126562	259167	20/03/2022	ACE KAWA TOURS	569 25	88 39	657 64	TILES
512	126608	259168	20/03/2022	CHN HERMANUS	2 000 00		2 000 00	PSYCHOLOGIST CONSULTING
513	126884	259169	20/03/2022	DR SA OBERHOLZER	1 018 656	2 413 04	1 260 000	VETERINARY SERVICES
514	126225	259170	20/03/2022	HERMANUS ANIMAL HOSPITAL	67 172	100 76	167 938	LED LIGHTER
515	126718	259171	20/03/2022	MOLADA B (PTY) LTD	1 279 41	191 497	1 470 907	HAIRWARE
516	126908	259172	20/03/2022	GAMBANI BUILDIT (PTY) LTD	44 345	6 652	50 997	HAIRWARE
517	126914	259173	20/03/2022	GAMBANI BUILDIT (PTY) LTD	1 070 000	2 518 00	3 588 000	FLASHES
518	126890	259174	20/03/2022	AL GLENNWOOD TRAVEL AGENCY	2 873 656		2 873 656	GENERAL MAINTENANCE
519	126442	259175	20/03/2022	HENRY GAFFLEY BOULETS CC	6 576 10	95 642	6 671 742	STEEL DRUMS & POLES
520	126399	259176	20/03/2022	MOLADA B (PTY) LTD	60 000	9 000	69 000	DIAPHRAGMATIC PISTON
521	126784	259177	20/03/2022	MAAP AGR AGRIMARK	23 280	3 492	26 772	VEHICLE REPAIR SPARES
522	126787	259178	20/03/2022	HERMANUS MEDIA	85 841	12 876	98 717	TOOLS
523	126393	259179	20/03/2022	BO TRIVIER OERENMARK	2 751 500	3 377 34	6 128 844	PAINT
524	126405	259180	20/03/2022	WILCOO MAINTENANCE (P)RIVATE	88 656	13 324	1 020 000	SLIPBOARD
525	126696	259181	20/03/2022	ERIC BOOKER PROMOTIONS (PTY) LTD	1 721 76	25 826	1 980 000	AIR TRAY
526	126804	259182	20/03/2022	OK FOODS GAMBANI	2 000 00		2 000 000	REPAIR & PAINTING OF AIRCRAFT BOARD
527	126410	259183	20/03/2022	EVILWY'S PAINTING SERVICE	25 18 750	3 776 15	28 964 65	PAINT GLOVE
528	126648	259184	20/03/2022	STARTUNE (P)TY LTD	4 200 78	63 512	4 264 290	SLIPBOARD
529	126432	259185	20/03/2022	BO TRIVIER OERENMARK	76 522	11 476	88 000	SLIPBOARD
530	126663	259186	20/03/2022	ERIC BOOKER PROMOTIONS (PTY) LTD	2 997 460	44 947	3 042 407	CARIE
531	126543	259187	20/03/2022	LOCO ELECTRICAL WHOLESALE	1 800 00		1 800 000	REPAIR TO GAMBANI
532	126918	259188	20/03/2022	GAMBANI BUILDIT	25 375	3 826	29 201	TOOLS
533	126780	259189	20/03/2022	B.L.C. COHENRANUS	1 059 009	1 483 45	2 542 458	HAIRWARE
534	126727	259190	20/03/2022	MEMOTER TRADING CC	2 395 800	3 595 85	5 991 650	PLUMBING MATERIALS
535	126905	259191	20/03/2022	RYC ENGINE ERING & RIGUS TR	72 495	108 14	180 639	ELECTRICAL TOOLS
536	126892	259192	20/03/2022	VOLTEX (PTY) LTD - ORENSTAND	5 782 59		5 782 59	PROTECTIVE CLOTHING - SHOES
537	126180	259193	20/03/2022	WV ALKE ENTERPRISES (PTY) LTD	1 490 00		1 490 000	VEHICLE REPAIR SPARES
538	126661	259194	20/03/2022	PATRICK RESTAURANTS (PT	1 617 09	24 256	1 641 345	VEHICLE REPAIR SPARES
539	126960	259195	20/03/2022	HERMANUS MEDIA	3 523 03	52 845	3 575 878	ACCOMMODATION
540	126893	259196	20/03/2022	PROTEA HOTEL MELSPRIT	7 030	1 055	8 085	FOOD - MEDICATION
541	126905	259197	20/03/2022	GAMBANI APTEX	1 716 22	25 749	1 741 969	STATIONERY
542	126518	259198	20/03/2022	HERMANUS OFFICE NATIONAL	35 70 000	3 865 00	39 565 000	ROAD SIGNS
543	126595	259199	20/03/2022	MAJAY ENTERPRISES	1 725 77	24 857	1 750 634	PAINT MATERIALS
544	126964	259200	20/03/2022	THE COLOUR BOX	1 293 000		1 293 000	PAINT MATERIALS
545	126533	259201	20/03/2022	LEMO BUILDING PROJECTS	1 799 13	26 087	1 825 220	CATERING
546	126948	259202	20/03/2022	FOOD @ HAND	1 700 00		1 700 000	PAINT
547	126608	259203	20/03/2022	ENGLIGHTENED ROOFING CC		25 500	25 500	PAINT

#	REQ. NO	ORDER NO	ORDER DATE	CREDITOR NAME	ORDER AMOUNT - EXCL. VAT	VAT AMOUNT	ORDER AMOUNT - VAT INCL	DESCRIPTION OF THE ORDER
548	126018	250268	05/10/2022	SECURA INTERNATIONAL SECURITY	9,932.00	9,932.00	19,864.00	6825.00 REPAIR REMOTE
549	126024	250269	05/10/2022	METWIN PROJECTS (PTY) LTD	2,000.00	-	2,000.00	REPAIR WATEROOM
550	126407	250281	05/10/2022	BO TRIVERS BLOEMFONTEIN	1,800.00	22,303.00	17,503.00	LOCKS
551	126277	250282	05/10/2022	HERMANUS MEDIA	302.00	54.63	412.31	VEHICLE REPAIR SPARES
552	126470	250283	05/10/2022	MCNARA TOLARS	1,200.00	-	1,200.00	TRANSPORT FLORE
553	126461	250284	05/10/2022	OK WATIA PATE RENTAL PART	1,101.00	1,651.50	3,852.50	PAINT
554	126004	250285	02/10/2022	OK FOODS GABRIANI	4,720.88	701.83	5,422.71	CATERING
555	126010	250286	02/10/2022	OK CHERMANUS	3,706.38	55.96	3,762.34	SMALL TOOLS
556	126070	250287	02/10/2022	VWC VAL ENGINEERING SUPP	1,200.00	1,800.00	3,000.00	ROOF DUCTILE
557	126065	250288	02/10/2022	PPY HERMANUS	800.32	1,200.32	2,000.64	PLUMBING ITEMS
558	126538	250289	02/10/2022	HERMANUS BLADIT (PTY) LTD	2,912.78	431.02	3,343.80	BUILDING HARDWARE
559	126064	250290	05/10/2022	AMPHOC DOORS	1,582.61	23,739.00	25,321.61	REPAIR HANGLOCK
560	126083	250291	05/10/2022	BLETHWING BUILD IT	1,695.50	25,401.00	27,096.50	SMY WINDIT
561	126430	250292	05/10/2022	SPIDERMAID SJ	6,750.00	-	6,750.00	MANUFACTURE THERMALS
562	126436	250293	05/10/2022	LES METAL WORKS	2,178.00	-	2,178.00	STEEL REPAIRS
563	126016	250294	05/10/2022	LES ENGRAVERS	2,000.00	-	2,000.00	NAME TAGS
564	126012	250295	05/10/2022	HERMANUS MEDIA	5,102.67	7,603.00	12,705.67	VEHICLE REPAIR SPARES
565	126412	250296	05/10/2022	GIBBERT'S CATERING	1,200.00	-	1,200.00	CATERING
566	126493	250297	05/10/2022	KAAPAGOR AGRARIKAL QLOOR	8,538.89	1,279.33	9,818.22	CLOTHING
567	126025	250298	05/10/2022	OK FOODS GABRIANI	1,504.35	19,505.00	21,009.35	AIRTIME
568	126735	250299	05/10/2022	BO TRIVERS BLOEMFONTEIN	1,897.540	2,840.32	4,737.86	HYDROBOL
569	126010	250300	05/10/2022	GIBBERT'S CATERING	1,950.00	-	1,950.00	CATERING
570	126048	250301	05/10/2022	KAAPAGOR AGRARIKAL QLOOR	69,609.00	10,291.00	79,899.00	BOOTS
571	126719	250302	06/10/2022	BLALBERS TRAKE DEPOT	1,124,000.00	1,680.00	1,125,680.00	TYRE TOOLS
572	126040	250303	06/10/2022	OVERBERG AGR BEEHYVE (PTY) LTD	1,120.87	16,813.00	17,933.87	4 CM ORINE
573	126020	250304	06/10/2022	OVERBERG AGR BEEHYVE (PTY) LTD	1,293.00	19,409.00	20,702.00	SMALL TOOL
574	126427	250305	06/10/2022	HERMANUS OFFICE NATIONAL	60,248.00	9,037.00	69,285.00	CLEANING ITEMS
575	126144	250306	06/10/2022	THEMBISA PROPERTIES (PTY) LTD	3,640.00	54,000.00	57,640.00	ADVERT
576	126142	250307	06/10/2022	THEMBISA PROPERTIES (PTY) LTD	3,640.00	54,000.00	57,640.00	ADVERT
577	126046	250308	06/10/2022	COMPHREDE OYLSAARDE	1,940.00	-	1,940.00	MACHINING OF DRILL
578	126756	250309	06/10/2022	OVERBERG AGR BEEHYVE (PTY) LTD	1,645.29	24,679.00	26,324.29	HARDWARE
579	126048	250310	06/10/2022	HERMANUS BLADIT (PTY) LTD	69,527.00	10,433.00	79,960.00	WHEELS
580	126040	250311	06/10/2022	MY DESIGN	1,165.22	17,476.00	18,641.22	STICKERS
581	126012	250312	06/10/2022	LAUNDRY CORPORATION HERMANUS	21,733.13	3,200.87	24,934.00	JAR BOWLS
582	126026	250313	06/10/2022	HARNDORN SE	1,820.00	2,817.00	4,637.00	STEEL POLES
583	126445	250314	06/10/2022	KOHLER SKOPS (PTY) LTD	9,565.00	14,305.00	23,870.00	GLAZING
584	126780	250315	06/10/2022	GLASAREN HERMANUS (PTY) LTD	1,679.92	20,608.00	22,287.92	ACCOMMODATION
585	126300	250316	06/10/2022	LOERE GAST DOORSE	1,072.15	15,782.00	16,854.15	HARDWARE
586	126126	250317	06/10/2022	HERMANUS BLADIT (PTY) LTD	2,150.00	32,250.00	34,400.00	BLANK WHITE TALKER
587	126348	250318	07/10/2022	WAB PRINT MEDIA (PTY) LTD	1,718.00	25,770.00	27,488.00	TRANSPORT & PLUMBING OF COMPOST & PLANTS
588	126912	250319	07/10/2022	REVUE GROUP (PTY) LTD	82,925.70	12,545.00	95,470.70	TOOLS
589	126031	250320	07/10/2022	BLALBERS TRAKE DEPOT	1,980.00	-	1,980.00	ELECTRICAL BULB LIGHT
590	126185	250321	07/10/2022	RPE ELECTRICAL WHOLESALER	1,950.00	-	1,950.00	LAMOUR FOR PAVING
591	126125	250322	07/10/2022	ELFORA BOKERS (ELFORA MW)	1,660.57	24,509.00	26,169.57	VEHICLE REPAIR SPARES
592	126163	250323	07/10/2022	HERMANUS MEDIA	1,920.00	-	1,920.00	INSTALLATION OF NEW GARAGE DOOR
593	126152	250324	07/10/2022	MANA TORQUE	1,800.43	22,207.00	24,007.43	SAFETY GLASS INSTALLATION AND CALL OUT INCL.
594	126128	250325	07/10/2022	GLAGIT HERMANUS	1,326.09	19,851.00	21,177.09	COAT HOOK
595	126088	250326	07/10/2022	HERMANUS HARDWARE	633.70	9,536.00	10,169.70	STATIONERY
596	126171	250327	06/10/2022	BOVEST WALTOWS	26,087.00	39,113.00	65,200.00	CORRUSS KETTLE
597	126165	250328	06/10/2022	BO FURNISHERS KLERMOED CC	1,130.43	16,857.00	17,987.43	CHROMEBOARD
598	126143	250329	06/10/2022	BO FURNISHERS KLERMOED CC	1,714.62	25,719.00	27,433.62	STATIONERY
599	126748	250330	06/10/2022	BOVEST WALTOWS	69,000.00	-	69,000.00	MILK
600	126195	250331	06/10/2022	HERMANUS OFFICE NATIONAL	4,678.78	67,182.00	71,860.78	INSULATED TOOL SET
601	126522	250332	06/10/2022	LOCO ELECTRICAL WHOLESALER	3,080.00	46,700.00	49,780.00	ADVERT
602	126510	250333	06/10/2022	THEMBISA PROPERTIES (PTY) LTD	2,000.00	-	2,000.00	INSTALL BATHROOM FITTINGS
603	126187	250334	06/10/2022	METWIN PROJECTS (PTY) LTD	82,469.00	123.70	82,592.70	STATIONERY
604	126232	250335	06/10/2022	BOVEST WALTOWS	1,028.17	1,540.23	2,568.40	TRUS & ACCESSORIES
605	126656	250336	06/10/2022	CTM HERMANUS	1,787.50	11,087.00	12,874.50	PRINTING & CHROMEBOARD
606	126947	250337	06/10/2022	DEBRIE PRINTING	1,200.00	11,087.00	12,287.00	PRINTING
607	126948	250338	06/10/2022	BLALBERS TRAKE DEPOT	1,800.00	-	1,800.00	MANUAGRIC MECHANISM
608	126619	250339	06/10/2022	RFC ENGINEERING & REPAIRS	1,200.00	-	1,200.00	24VOLT 20A AIR COMPRESSOR
609	126629	250341	06/10/2022	MW AJUK ENTERPRISES (PTY) LTD	8,000.00	-	8,000.00	

#	REQ. NR	ORDER NO	ORDER DATE	CREDITOR NAME	ORDER AMOUNT - EXCL. VAT	VAT AMOUNT	ORDER AMOUNT - VAT INCL	DESCRIPTION OF THE ORDER
610	12575.1	25041.2	08/03/2022	HERVALS OFFICE NATIONAL	1,638.26	25,574	18,940	STATIONERY
611	12614.9	25041.4	08/03/2022	HERVALS OFFICE NATIONAL	3,725	29,300	25,574	STATIONERY
612	12562.2	25041.5	08/03/2022	HERVALS OFFICE NATIONAL	2,779.35	41,000	31,962.2	STATIONERY
613	12614.8	25041.6	08/03/2022	GABRIANI BUILD IT (PTY) LTD	20,513	3,077	30,940	PLUMBING ITEMS
614	12614.9	25041.7	08/03/2022	ZEE'S LAUNDRETTE	30,000	-	30,000	LAUNDRY SERVICES
615	12614.4	25041.8	08/03/2022	DANWAIN ALEXANDER	1,989.00	-	1,989.00	SUPPLY AND FITTING
616	12617.8	25041.9	08/03/2022	HERVALS HARDWARE	1,065.22	15,678	12,020	PAINTS/DOORS
617	12612.3	25042.0	08/03/2022	HERVALS HARDWARE	31,739	4,781	36,640	TOOLS
618	12572.2	25042.1	08/03/2022	OFFICE TECH	1,542.80	23,142	17,762.2	STATIONERY
619	12623.4	25042.2	08/03/2022	OFFICE WALTONS	2,788.13	41,822	32,063.5	STATIONERY
620	12607.0	25042.3	08/03/2022	HYDROMETRIC (PTY) LTD	1,590.00	23,850	18,260	HYDRAULIC HOSE
621	12568.8	25042.4	08/03/2022	MEAC HERVALS	1,100.402	1,650.40	12,654.2	HARDWARE
622	12603.7	25042.5	08/03/2022	SAPA OLAK HERVALS	21,745	3,249	25,133	VEHICLE REPAIRS/PARTS
623	12603.8	25042.6	08/03/2022	HERVALS MEDS	89,655	13,454	1,014.9	VEHICLE REPAIRS/PARTS
624	12609.0	25042.7	08/03/2022	ALEX GRANT PHARMACY	12,954	19,443	1,469.7	BINARY OPTIC/ MEDICATION
625	12609.8	25042.8	08/03/2022	BEAT AND ENGINEERING (P) ST	6,125.00	91,875	70,837.5	BINARY OPTIC/ MEDICATION
626	12587.1	25042.9	08/03/2022	BEVEST WALTONS	1,314.612	1,971.02	15,180.4	STEEL CABINETS
627	12624.0	25043.1	08/03/2022	KAAPAGOR AGRIMARK/OLAK	1,571.481	23,571	1,807.1	CLOTHING
628	12573.1	25044.0	08/03/2022	DEBI VAUMBE COORD	4,889.27	73,043	50,000	ACCOMMODATION
629	12597.8	25045.0	08/03/2022	KONINGS SERVICES (PTY) LTD	6,800.00	-	6,800.00	CATERING
630	12605.7	25045.1	08/03/2022	880 TRINSPORT (PT) LTD	1,162,000	-	1,162,000	TRANSPORT OF PEOPLE
631	12621.1	25045.2	08/03/2022	DR SA OBERHOUSER	2,000.00	-	2,000.00	PSYCHOLOGIST
632	12586.0	25045.4	12/03/2022	DE FURRHERS KLERMOED C.C	6,375.00	96,625	7,331.2	BRIDGE
633	12574.0	25045.6	12/03/2022	TRINSPORT (PTY) LTD	3,650.00	-	3,650.00	TRINSPORT/BIKES
634	12624.1	25045.7	12/03/2022	HERVALS OFFICE NATIONAL	80,000	12,000	92,000	STATIONERY
635	12624.9	25045.8	12/03/2022	SAPA OLAK HERVALS	45,000	6,750	51,750	VEHICLE REPAIRS/PARTS
636	12626.7	25045.9	12/03/2022	HERVALS HARDWARE	9,652	1,448	11,100	TOOLS
637	12628.1	25046.0	12/03/2022	THAMBO'S URETHANE CATERING	2,100.00	-	2,100.00	CATERING
638	12595.5	25046.1	12/03/2022	MY DESIGN	1,304.35	19,549	15,000	SIGNBOARDS
639	12627.6	25046.2	12/03/2022	GABRIANI BUILD IT (PTY) LTD	37,817	16,733	4,850	PLUMBING ITEMS
640	12625.0	25046.3	12/03/2022	HERVALS MEDS	1,362.17	20,432	15,964.9	VEHICLE REPAIRS/PARTS
641	12555.4	25046.4	12/03/2022	REBIBING OFFICE NATIONAL	1,741,559	2,012.34	20,279.3	STATIONERY
642	12608.0	25046.5	12/03/2022	BOUYERERDEBEMARK	1,320.26	19,808	15,180.4	HARDWARE
643	12554.0	25046.6	12/03/2022	PRINWOOD PRODUCTS	1,449,478	2,165.22	16,000	PROBETECH
644	12555.1	25046.7	12/03/2022	DEBILLE PRINTING	1,900,000	-	1,900,000	LOGBOOKS
645	12564.0	25046.8	12/03/2022	STARTUNE (PTY) LTD	2,446,400	3,819.40	29,280	SLABS/FIBRE POLES
646	12547.1	25046.9	12/03/2022	HERVALS BUILD IT (PTY) LTD	2,271.83	34,077	26,126	OUTLETS
647	12627.2	25047.0	12/03/2022	OVERHEUNG AOR BEEHYVE (PTY) LTD	54,201	8,139	6,240	COMPRESSOR COUPLING
648	12593.4	25047.1	12/03/2022	ADOC-EXPRESS HERVALS	1,335.36	19,480	15,241.6	ELECTRIC ITEMS
649	12555.0	25047.2	12/03/2022	BEVIE GROUP (PTY) LTD	2,041,200	1,061.80	23,730	MULTI-COILWIN
650	12605.5	25047.3	12/03/2022	SHEPHERD FURNITURES TO	1,320.00	19,800	15,180	MATTRESSES
651	12566.6	25047.4	12/03/2022	ADOC-EXPRESS HERVALS	1,725.00	26,025	1,925.3	ELECTRIC ITEMS
652	12592.0	25047.5	12/03/2022	ADOC-EXPRESS HERVALS	1,558.25	23,384	1,792.9	ELECTRIC ITEMS
653	12572.5	25047.6	12/03/2022	GROTHWALD S	2,500,000	-	20,000	REPAIR & PAINT EXTERIOR WALLS
654	12609.3	25047.7	12/03/2022	ADOC-EXPRESS HERVALS	1,540.20	24,953	1,759.7	EXTENSION REEL
655	12609.1	25047.8	12/03/2022	PR MEDICA (PTY) LTD	1,586.00	23,175	1,822.5	MEDICAL SUPPLIES
656	12605.2	25047.9	12/03/2022	DR SA OBERHOUSER	2,000.00	-	2,000.00	PSYCHOLOGIST
657	12553.7	25048.0	12/03/2022	COASTAL TRUSSELS (P) BP	1,416,170	2,124.71	16,287.1	ROOF SHEETS
658	12604.8	25048.1	12/03/2022	HERVALS GAS C.C	5,273.04	79,006	69,600	INSTALLATION OF NEW GAS BOVE
659	12604.8	25048.3	12/03/2022	SAPA OLAK HERVALS	1,111.581	25,670	1,960	VEHICLE REPAIRS/PARTS
660	12578.5	25048.5	12/03/2022	SAPA OLAK SOLUTIONS	3,171.26	47,549	38,445.5	REPLACE & INSTALL SHADEPORT
661	12570.0	25048.6	12/03/2022	REBIBING OFFICE NATIONAL	2,889.25	43,304	33,590	STATIONERY
662	12611.8	25048.8	12/03/2022	GABRIANI BUILD IT (PTY) LTD	1,104.26	25,594	1,959	PAINT MATERIALS
663	12601.1	25049.0	12/03/2022	KAAPAGOR AGRIMARK/OLAK	1,611.00	27,106	2,062.5	HARDWARE
664	12623.1	25049.1	12/03/2022	KAAPAGOR AGRIMARK/OLAK	1,203.00	18,045	1,330.5	HARDWARE
665	12634.1	25049.2	12/03/2022	FOOT LOCK SALES	1,607.83	24,117	1,950	PAINTS
666	12584.4	25049.5	12/03/2022	GABRIANI BUILD IT (PTY) LTD	1,304.17	19,305	1,499	SHADE CLOTH
667	12578.8	25049.6	12/03/2022	HERVALS POWER CENTRE	1,294.78	20,022	1,950	PAINT/ TIMBER HEAD
668	12605.9	25049.8	12/03/2022	REBIBING OFFICE NATIONAL	1,000.00	1,000.00	1,000.00	SCAFFOLD WORKET
669	12617.3	25049.9	12/03/2022	COBENPOOR HERVALS (PTY) LTD	1,800.00	-	1,800.00	SCAFFOLD
670	12617.1	25050.0	12/03/2022	GABRIANI BUILD IT (PTY) LTD	1,990.00	-	1,990.00	PROFILING OF SHADEPORT STRUCTURE
671	12628.7	25051.2	12/03/2022	HERVALS POWER CENTRE	1,120.251	25,937	1,940	WORKING HEAD

#	REQ. NO	ORDER NO	ORDER DATE	CREDITOR NAME	ORDER AMOUNT - EXCL. VAT	VAT AMOUNT	ORDER AMOUNT - VAT INCL	DESCRIPTION OF THE ORDER
672	12662	259514	14/01/00 22	RAYMAY ENTERPRISES	8.429 00	1.795 70	10.224 70	8 700.00 HEAD. ROAD SIGNS
673	12636	259515	14/01/00 22	HERMANUS HARDWARE	0.000 00	11.117 00	11.117 00	70.000 GALLE
674	12654	259517	14/01/00 22	ARNDT LOCKERS	1.755 22	214.78 00	216.535 22	10.000.00 REPAIR ELECTRICAL WIRING
675	12637	259518	14/01/00 22	VOLUX (PTY) LTD - OVERSEAS	100.78 00	100.78 00	200.78 00	8.340.00 ELECTRICAL ITEMS
676	12622	259519	14/01/00 22	MOJABA & (PTY) LTD	4.514 00	0.00 00	4.514 00	3.302.00 COMPUTER ACCESSORIES
677	12651	259520	14/01/00 22	W. G. LANGHOOD TRAVEL AGENCY	28.740 00	2.888 26	31.628 26	21.740.00 FLIGHTS & ACCOMMODATION
678	12665	259521	14/01/00 22	HERMANUS MEDIA	1.892 11	0.00 00	1.892 11	1.781.13 VEHICLE REPAIRS/SPARES
679	12664	259522	14/01/00 22	SARA OLAKO HERMANUS	880.896 00	18.713 00	900.000 00	11.779.99 VEHICLE REPAIRS/SPARES
680	12665	259523	14/01/00 22	FLOURE BRIGATIEN CC	3.796 52	56.148 00	60.944 52	43.200.00 REPAIR FOR WHALE TAIL
681	12680	259524	14/01/00 22	DR. MCNEIL	1.101 21	1.651 03	2.752 24	21.650.00 LOCKTORS CONSULTATION
682	12644	259525	14/01/00 22	INDULITH AND SON (PTY) LTD	2.000 00	0.00 00	2.000 00	20.000.00 PAINTWORK OF LED OFFICE
683	12643	259526	14/01/00 22	HERMANUS OFFICE NATIONAL	5.454 25	81.813 00	87.267 25	12.980.00 STATIONERY
684	12624	259527	14/01/00 22	BOTHEBBERDERMARK	56.522 00	84.738 00	141.260 00	62.724.00 STEEL
685	12612	259528	14/01/00 22	HERMANUS HARDWARE	0.00 00	0.00 00	0.00 00	65.000.00 HARDWARE
686	12609	259529	14/01/00 22	HERMANUS HARDWARE	0.00 00	0.00 00	0.00 00	19.920.00 STEEL WORK
687	12642	259530	14/01/00 22	GAMBIAN GAS (PTY) LTD	39.810 00	5.970 00	45.780 00	45.770.00 GAS ACCESSORIES
688	12643	259531	14/01/00 22	ALIMACROGOS GARIBAI	1.420 00	21.300 00	22.720 00	10.330.00 VEHICLE REPAIRS/SPARES
689	12645	259532	14/01/00 22	HERMANUS MEDIA	13.848 00	23.777 00	37.625 00	1.822.5 VEHICLE REPAIRS/SPARES
690	12641	259533	14/01/00 22	HERMANUS MEDIA	1.503 00	23.755 00	25.258 00	1.812.4 VEHICLE REPAIRS/SPARES
691	12675	259534	14/01/00 22	OFFICE TECH	6.038 50	1.205 78	7.244 28	92.442.8 SHREDDER
692	12649	259535	14/01/00 22	HERMANUS OFFICE NATIONAL	1.701 04	25.516 00	27.217 04	1.956.00 STATIONERY
693	12678	259536	14/01/00 22	HERMANUS OFFICE NATIONAL	47.700 00	71.55 00	119.255 00	5.855.5 HARDWARE
694	12678	259537	14/01/00 22	MAAPAGR ALPHARHILICOLOR	2.662 52	30.935 00	33.597 52	23.716.7 HARDWARE
695	12682	259538	14/01/00 22	BOTHEBBERDERMARK	5.269 06	79.049 00	84.318 06	60.004.5 WELDER
696	12572	259539	14/01/00 22	MERCOTEX TRADING CC	1.803 00	2.701 00	4.504 00	21.400.00 BARTCODE SCANNER
697	12613	259540	14/01/00 22	IMPRINTIX CONNECT	69.000 00	10.200 00	79.200 00	78.200.00 COMPUTER ACCESSORIES
698	12625	259541	14/01/00 22	HERMANUS HARDWARE	2.930 00	5.588 00	8.518 00	27.500.00 OPERATOR TRAINING
699	12607	259542	14/01/00 22	BREITNER THAMING DEVIL	50.140 00	13.825 00	63.965 00	10.590.2 HARDWARE
700	12641	259543	14/01/00 22	GAMBIAN BUILDIT (PTY) LTD	1.194 78	18.587 00	19.781 78	14.250.00 REPAIRS TO SECURITY GATE
701	12691	259544	14/01/00 22	HERMANUS LOCKSMITHS AND S	1.569 43	25.126 00	26.695 43	1.374.00 STATIONERY
702	12606	259545	14/01/00 22	SARA OLAKO HERMANUS	1.774 13	29.802 00	31.576 13	1.803.99 VEHICLE REPAIRS/SPARES
703	12608	259546	14/01/00 22	SHADE AND STEEL SOLUTIONS	1.099 12	25.337 00	26.436 12	1.927.5 DRILLING OF HOLES
704	12630	259547	14/01/00 22	BOLT AND E NGBREIBING DST	26.100 00	0.00 00	26.100 00	1.942.49 VEHICLE REPAIRS/SPARES
705	12609	259548	14/01/00 22	FABRIBRIDGES WEITHERR BECK	14.700 00	2.205 00	16.905 00	26.000.00 TITLE DEEDS
706	12635	259549	14/01/00 22	ADDC EXPRESS HERMANUS	1.217 09	18.261 00	19.478 09	1.690.5 ELECTRIC AL ITEMS
707	12636	259550	14/01/00 22	CASIS WATER	91.236 00	13.634 00	104.870 00	14.000.00 WATER SUPPLY SERVICE
708	12606	259551	14/01/00 22	GAMBIAN BUILDIT (PTY) LTD	1.172 10	16.831 00	18.003 10	10.450.00 HARDWARE
709	12645	259552	14/01/00 22	HERMANUS OFFICE NATIONAL	1.411 20	2.116 00	3.527 20	1.200.11 STATIONERY
710	12645	259553	14/01/00 22	MAAPAGR ALPHARHILICOLOR	86.930 00	13.041 00	100.000 00	10.220.00 GLASS SEEDS SHADE MARK
711	12717	259554	14/01/00 22	OK FOODS GAMBIAN	13.780 16	0.00 00	13.780 16	9.990.00 FRY LIZZINGS
712	12633	259555	14/01/00 22	RAY UNWELLENY ENTERPRISE (PTY) LTD	24.526 00	3.729 00	28.255 00	19.781.6 HIRING SHOES
713	12610	259556	14/01/00 22	HERMANUS OFFICE NATIONAL	1.022 41	15.539 00	16.561 41	2.860.5 RIP PRINTER PAPER
714	12647	259557	14/01/00 22	HERMANUS HARDWARE	1.000 00	0.00 00	1.000 00	11.760.00 HARDWARE
715	12645	259558	14/01/00 22	THAMING'S LINE AND CARTERS	9.972 50	146.988 00	156.960 50	10.776.8 CYMORICAL POLES
716	12640	259559	14/01/00 22	MAAPAGR ALPHARHILICOLOR	3.500 00	52.500 00	56.000 00	40.250.00 SIGNBOARDS
717	12667	259560	14/01/00 22	RAYMAY ENTERPRISES	13.800 00	0.00 00	13.800 00	18.000.00 TRUNG AT GAMBIAN ELECTRICAL OPTICS
718	12678	259561	14/01/00 22	EUROPA BOLLERS (EUROPA VW)	70.513 00	11.477 00	81.990 00	8.790.00 HEAD LAMP
719	12667	259562	14/01/00 22	GAMBIAN BUILDIT (PTY) LTD	1.218 00	1.817 14	3.035 14	14.000.00 ELECTRICAL ITEMS
720	12648	259563	14/01/00 22	MERCOTEX TRADING CC	70.652 00	10.598 00	81.250 00	8.125.00 PAINT
721	12674	259564	14/01/00 22	WALOO MARKETING (PVT) OVERSEAS	2.790 00	41.850 00	44.640 00	8.285.00 CHROMATECK BOARD
722	12675	259565	14/01/00 22	RAYMAY ENTERPRISES	9.015 00	1.352 00	10.367 00	1.036.7 FINARY ON DUTY MEDICATION
723	12684	259566	14/01/00 22	ALEX GRANT PHARMACY	13.13 00	1.997 00	25.130 00	1.531.0 FINARY ON DUTY MEDICATION
724	12649	259567	14/01/00 22	PROPHET AL BRITNYN PTY LTD	1.115 22	18.728 00	19.843 22	1.282.5.0 DATA LATOR OF SECURITY REMEDIATES
725	12649	259568	14/01/00 22	SECORA INTERNATIONAL SECUR	1.001 70	17.425 00	18.426 70	1.325.5 STATIONERY
726	12642	259569	14/01/00 22	HERMANUS OFFICE NATIONAL	1.426 00	21.300 00	22.726 00	16.990.00 HARDWARE
727	12677	259570	14/01/00 22	GAMBIAN BUILDIT (PTY) LTD	29.952 00	44.93 00	74.884 00	3.444.5 CLEANING ITEMS
728	12648	259571	14/01/00 22	BIGGEST WALTERS	3.044 700 00	3.087 05 00	6.132 750 00	35.140.5 ALARM AND CAMERA INSTALLATION
729	12640	259572	14/01/00 22	THE COMPUTE ERING CC	7.200 00 00	1.087 50 00	8.287 50 00	8.375.0 IN LAMING ITEMS
730	12622	259573	14/01/00 22	RFC ENGINEERING & INDUSTR	1.656 00 00	1.895 40 00	3.551 40 00	14.531.00 RADIOOS
731	12682	259574	14/01/00 22	BOTHEBBERDERMARK	7.806 00 00	1.111 24 00	8.917 24 00	85.179.4 HARDWARE
732	12689	259575	14/01/00 22	MAAPAGR ALPHARHILICOLOR				
733	12668	259576	14/01/00 22	MAAPAGR ALPHARHILICOLOR				

#	REQ NR	ORDER NO	ORDER DATE	CREDITOR NAME	ORDER AMOUNT - EXCEL VAT	VAT AMOUNT	ORDER AMOUNT - VAT INCL	DESCRIPTION OF THE ORDER
734	126659	259617	20/03/2022	BO TRIVIERI HERMANUS	7.900,48	1.196,57	9.180,05	C. MENTRIY MATERIALS
735	126658	259618	20/03/2022	PPF HERMANUS	1.100,48	165,83	1.271,39	CLAWBING ITEMS
736	126657	259619	20/03/2022	GAYABAN BALDIT (PTY) LTD	95,640	14,347	110,987	CLAWBING ITEMS
737	126672	259620	20/03/2022	WAB. MEDIC. SUPPLIES (PTY) LTD	200,443	28,148	228,591	CLAWBING ITEMS
738	126655	259621	20/03/2022	HERMANUS HARDWARE	1.664,35	243,935	1.908,285	CLAWBING ITEMS
739	126654	259622	20/03/2022	OVERBERG AGR BEER VME (PTY) LTD	8.880,30	1.272,06	10.152,36	CLAWBING ITEMS
740	126653	259623	20/03/2022	GAYABAN BALDIT (PTY) LTD	1.674,17	221,178	1.895,348	CLAWBING ITEMS
741	126670	259624	20/03/2022	HERMANUS MOVER CENTRE	1.564,52	203,489	1.768,009	CLAWBING ITEMS
742	126670	259625	20/03/2022	ALEX GRANT PHARMACY	3.981,13	501,857	4.482,987	CLAWBING ITEMS
743	126685	259626	20/03/2022	GAYABAN BALDIT (PTY) LTD	1.944,17	259,103	2.203,27	CLAWBING ITEMS
744	126911	259627	20/03/2022	BEKA SCHOEDER (PTY) LTD	11.222,00	1.603,00	12.825,00	CLAWBING ITEMS
745	126911	259628	20/03/2022	BALDERS TRADE DEPOT	9.912,17	58,683	9.970,853	CLAWBING ITEMS
746	126918	259629	20/03/2022	HERMANUS HARDWARE	1.081,30	163,70	1.245,00	CLAWBING ITEMS
747	126918	259630	20/03/2022	BALDERS TRADE DEPOT	1.869,57	205,43	2.075,00	CLAWBING ITEMS
748	126912	259631	20/03/2022	HERMANUS HARDWARE	1.920,00	-	1.920,00	CLAWBING ITEMS
749	126915	259632	20/03/2022	MORRIS CATERING AND DECO	24,255	-	24,255	CLAWBING ITEMS
750	126915	259633	20/03/2022	OVERBERG STEEL & IRONGATE	69,565	-	69,565	CLAWBING ITEMS
751	126917	259634	20/03/2022	HERMANUS HARDWARE	10,435	-	10,435	CLAWBING ITEMS
752	126914	259635	20/03/2022	GAYABAN BALDIT (PTY) LTD	41,748	6,261	48,009	CLAWBING ITEMS
753	126914	259636	20/03/2022	ALIMAGEDEENS GAMBANI	1.220,00	18,000	1.238,00	CLAWBING ITEMS
754	126914	259637	20/03/2022	OFFICE TECH	2.487,00	371,70	2.858,70	CLAWBING ITEMS
755	126915	259638	20/03/2022	ALEX GRANT PHARMACY	1.811,89	241,78	2.053,67	CLAWBING ITEMS
756	126915	259639	20/03/2022	BALDERS TRADE DEPOT	4.954,79	64,92	5.019,71	CLAWBING ITEMS
757	126919	259640	20/03/2022	PETER BLITTHNER SPORTSWEAR	1.570,00	228,00	1.798,00	CLAWBING ITEMS
758	126919	259641	20/03/2022	SOLIMONS WAF	1.980,00	-	1.980,00	CLAWBING ITEMS
759	126917	259642	20/03/2022	HERMANUS HARDWARE	69,248	10,252	79,500	CLAWBING ITEMS
760	126911	259643	20/03/2022	BALDERS TRADE DEPOT	1.500,748	225,100	1.725,848	CLAWBING ITEMS
761	126912	259644	20/03/2022	OVERBERG STEEL & IRONGATE	25,030,49	3.794,505	28.825,00	CLAWBING ITEMS
762	126901	259645	20/03/2022	BALDERS TRADE DEPOT	97,049	14,517	111,566	CLAWBING ITEMS
763	126919	259646	20/03/2022	REVIVE GROUP (PTY) LTD	4.851,00	72,795	4.923,795	CLAWBING ITEMS
764	126919	259647	20/03/2022	HERMANUS OFFICE NATIONAL	1.344,648	1.996,52	3.341,168	CLAWBING ITEMS
765	126918	259648	20/03/2022	PHAMBILI BECHA (PTY) LTD	1.500,00	2.417,05	3.917,05	CLAWBING ITEMS
766	126918	259649	20/03/2022	HERMANUS EXTINGUISHER SER	95,000	-	95,000	CLAWBING ITEMS
767	126911	259650	20/03/2022	BALDERS TRADE DEPOT	81,56	14,250	95,810	CLAWBING ITEMS
768	126911	259651	20/03/2022	HERMANUS HARDWARE	76,146	8,056	84,202	CLAWBING ITEMS
769	126911	259652	20/03/2022	KAAP AGR AGRIMARK LIQUOR	69,445	10,372	79,817	CLAWBING ITEMS
770	126914	259653	20/03/2022	HERMANUS MOVER CENTRE	1.665,74	243,986	1.909,726	CLAWBING ITEMS
771	126914	259654	20/03/2022	OVERBERG AGR BEER VME (PT	51,132	7,670	58,802	CLAWBING ITEMS
772	126914	259655	20/03/2022	BOIT AND ENGINEERING DIST	80,612	12,052	92,664	CLAWBING ITEMS
773	126914	259656	20/03/2022	DE VELLERS D	1.000,00	-	1.000,00	CLAWBING ITEMS
774	126914	259657	20/03/2022	VOXTEL (PTY) LTD - COBBET	1.153,50	17,303	1.170,803	CLAWBING ITEMS
775	126918	259658	20/03/2022	MC KWANA TOURS	1.900,00	-	1.900,00	CLAWBING ITEMS
776	126914	259659	20/03/2022	GILBERT'S CATERING	1.220,00	-	1.220,00	CLAWBING ITEMS
777	126919	259660	20/03/2022	ALEX GRANT PHARMACY	9,939	1,499	11,438	CLAWBING ITEMS
778	126917	259661	20/03/2022	HENDEN	24,257,88	3.639,48	27.897,36	CLAWBING ITEMS
779	126913	259662	20/03/2022	IGWALAGWALA HOLDINGS (PTY) LTD	15,950,00	-	15,950,00	CLAWBING ITEMS
780	126918	259663	20/03/2022	KAAP AGR AGRIMARK LIQUOR	2.391,00	350,80	2.741,80	CLAWBING ITEMS
781	126917	259664	20/03/2022	BO TRIVIERI HERMANUS	1.300,240	2.040,30	3.340,540	CLAWBING ITEMS
782	126913	259665	20/03/2022	ADCC EXPRESS HERMANUS	1.539,95	23,039	1.562,989	CLAWBING ITEMS
783	126916	259666	20/03/2022	GAYABAN BALDIT (PTY) LTD	1.565,03	234,76	1.799,79	CLAWBING ITEMS
784	126914	259667	20/03/2022	HERMANUS HARDWARE	1.079,26	16,178	1.095,438	CLAWBING ITEMS
785	126913	259668	20/03/2022	SAYHAW'S GENERAL DEPARTS	1.500,00	-	1.500,00	CLAWBING ITEMS
786	126913	259669	20/03/2022	KAAP AGR AGRIMARK LIQUOR	14,58,540	2.187,81	16.773,21	CLAWBING ITEMS
787	126914	259670	20/03/2022	GAYABAN BALDIT (PTY) LTD	1.652,09	24,781	1.676,871	CLAWBING ITEMS
788	126912	259671	20/03/2022	GAYABAN BALDIT (PTY) LTD	1.083,48	25,232	1.108,712	CLAWBING ITEMS
789	126915	259672	20/03/2022	ERIC BOOKER PROMOTIONS (PTY) LTD	1.708,35	25,625	1.733,975	CLAWBING ITEMS
790	126917	259673	20/03/2022	ARIBURF CC	2.480,00	379,000	2.859,000	CLAWBING ITEMS
791	126911	259674	20/03/2022	PRISTINE	4.731,48	71,012	4.802,492	CLAWBING ITEMS
792	126914	259675	20/03/2022	BECKEY WALTONS	3.575,00	536,25	4.111,25	CLAWBING ITEMS
793	126917	259676	20/03/2022	OVERBERG AGR BEER VME (PTY) LTD	1.960,00	294,00	2.254,00	CLAWBING ITEMS
794	126914	259677	20/03/2022	ERIC BOOKER PROMOTIONS (PTY) LTD	36,522	54,78	91,302	CLAWBING ITEMS
795	126919	259678	20/03/2022	THE COMPUTE PRINT CC	3.489,42	524,01	4.013,43	CLAWBING ITEMS

A	REQ NR	ORDER NO	ORDER DATE	CREDITOR NAME	ORDER AMOUNT - EXCL. VAT	VAT AMOUNT	ORDER AMOUNT - VAT INCL	DESCRIPTION OF THE ORDER
796	13602.8	25972.3	23/03/22	MFC ENGINE TRWG & INDUSTR	8,000.00	0.00	8,000.00	9,600.00 STEEL
797	13604.4	25972.6	23/03/22	BALTIMORE BUILDIT	1,008.20	151.28	1,159.48	11,925.00 HARROWARE
798	13607.1	25972.6	23/03/22	CVTHERMS AGOR BIEDTWE (PTY) LTD	6,088.00	0.00	6,088.00	7,692.12 CLOTHING
799	13623.2	25972.7	23/03/22	SUN METAL TRADING	7,627.00	1,144.05	8,771.05	8,771.05 ELECTRIC M ITEMS
800	13613.7	25972.8	23/03/22	REBELS OFFICE FURNITURE	1,147.50	172.13	1,319.63	13,196.33 CLEANING ITEMS
801	13662.7	25972.9	23/03/22	GARBANI BUILDIT (PTY) LTD	1,904.26	19,504.8	21,409.06	14,959.00 WHEELBARROW
802	13661.2	25973.0	23/03/22	CVTHERMS SAFFORD & MARCH	1,217.29	18,261.1	19,478.40	14,000.00 HIRE OF HIGH PRESSURE WASHER
803	13667.8	25973.2	23/03/22	ADCE EXPRESS HERMANUS	28,720.00	43.00	28,763.00	3,800.00 ELECTRIC M ITEMS
804	13666.6	25973.2	23/03/22	GHUBERT'S CATERING	84,000.00	-	84,000.00	8,400.00 CATERING
805	12599.0	25973.5	23/03/22	BWA POWER (PTY) LTD	2,277.75	34,106.8	36,384.55	26,104.11 VACUUM CLEANER
806	12621.0	25973.9	23/03/22	BUILDERS TRACT DEP OT	6,330.43	94,937.8	101,268.23	72,800.00 HARROWARE
807	13665.5	25974.0	23/03/22	SUN GLAZZ HERMANUS	1,682.61	25,228.9	26,911.50	15,350.00 VEHICLE REPAIR SPARES
808	13629.0	25974.1	23/03/22	WELL LAE PCC	4,561.00	68,415.8	72,976.80	52,451.55 STATIONERY
809	13626.4	25974.2	23/03/22	PREMIER BROTHERS (PTY) LTD	2,000.00	-	2,000.00	2,000.00 PAINTING
810	13663.9	25974.3	23/03/22	VEES ENGINEERING SOLUTIONS	1,817.30	17,260.1	19,077.40	20,890.00 PALETTE BOARD
811	12630.7	25974.5	23/03/22	GARBANI BUILDIT (PTY) LTD	7,699.06	-	7,699.06	26,996.66 REFRESHMENTS
812	12630.7	25974.5	23/03/22	GARBANI BUILDIT (PTY) LTD	9,712.20	-	9,712.20	97,152.00 PLASTERING HALO
813	13604.1	25974.7	23/03/22	STYLONIC SOLUTIONS	8,983.16	1,479.47	10,462.63	11,342.63 HARROWARE
814	13601.1	25974.7	23/03/22	BLUCHEMANNUS	13,291.00	1,995.50	15,286.50	15,785.00 GALVANISED PIPES
815	13623.0	25974.8	23/03/22	NEWAY ENTERPRISES	74,370.00	11,156.8	85,526.80	8,552.60 BATTERY SPARE
816	13662.2	25975.4	23/03/22	KAMPAGN ADMARK LOGOOR	1,086.93	19,304.8	20,391.73	12,400.00 PAINT
817	13603.0	25975.5	23/03/22	HERMANUS BUILDIT (PTY) LTD	9,119.80	1,307.62	10,427.42	10,486.62 FRIGES & LOCK SETS
818	13665.0	25975.6	23/03/22	KAMPAGN ADMARK LOGOOR	6,950.80	93,762.8	100,713.60	71,884.23 PRIGATION
819	13623.9	25975.7	23/03/22	KAMPAGN ADMARK LOGOOR	1,879.77	28,132.8	30,012.57	31,005.53 CUTLUTS
820	13644.7	25975.8	23/03/22	MOLACA B (PTY) LTD	2,258.57	3,388.43	5,647.00	25,970.00 WAREHOUSING MATERIALS
821	12688.7	25976.0	23/03/22	POWER MEDIA INDEPENDENT A	75,217.11	11,138.8	86,355.91	86,050.00 GLASS
822	12662.1	25976.1	23/03/22	GLASHEW HERMANUS (PTY) LTD	6,212.48	91,150.0	97,362.48	71,445.88 STATIONERY
823	13603.7	25976.3	23/03/22	ADVANCE OFFICE SUPPLIES CC	38,580.00	5,757.8	44,337.80	44,137.00 PAINT MATERIALS
824	13618.4	25976.4	23/03/22	BO TRAFER GEREKAT	9,057.57	7,643.8	16,701.37	5,800.00 PLAYS
825	13669.7	25976.7	23/03/22	WALSH BATHURST CC	1,400.26	-	1,400.26	1,400.26 REFRESHMENTS
826	13669.9	25976.8	23/03/22	HERMANUS OFFICE MATERIAL	1,340.30	2,111.8	3,452.10	13,664.11 REFRESHMENTS
827	13673.6	25977.1	27/03/22	OK FOODS GARBANI	4,800.00	-	4,800.00	48,000.00 TRAVEL TO HOME AFFAIRS
828	13629.9	25977.2	27/03/22	OK RAUNA TOURS	43,048.00	64,627.8	107,675.80	4,950.11 MOWING HEADS
829	13674.6	25977.9	27/03/22	HERMANUS POWER CENTRE	5,350.00	80,230.0	85,580.00	61,520.00 METRICE
830	13603.7	25978.0	27/03/22	TANBONTI AGRICULTURAL SUPP	1,212.95	19,288.8	20,501.75	14,012.11 BOLL BITS
831	13669.9	25978.1	27/03/22	KAMPAGN ADMARK LOGOOR	1,721.78	25,826.8	27,548.58	19,000.00 MOWING HEADS
832	13671.7	25978.2	27/03/22	HERMANUS POWER CENTRE	1,065.00	25,275.8	26,340.80	19,375.00 VEHICLE REPAIR SPARES
833	13677.6	25978.3	27/03/22	ALHAMBRA STORES GARBANI	4,800.00	75,010.8	79,810.80	55,207.61 LAWYER'S EQUIPMENT
834	13657.7	25978.4	27/03/22	UMBER & LAMP	2,780.00	-	2,780.00	27,800.00 HEATING DISK HEATERS
835	12601.1	25978.6	27/03/22	CELESTE PRINTING	5,217.08	70,238.8	75,455.88	5,000.00 WAREHOUSE
836	13664.3	25978.8	27/03/22	GARBANI BUILDIT (PTY) LTD	9,965.52	1,484.33	11,449.85	10,980.05 VACUUM CLEANER & MICROWAVE
837	12537.3	25979.0	27/03/22	BO TRAFER GEREKAT	8,208.00	24,331.8	32,539.80	1,863.90 INQUIRY ON DUTY MEDICATION
838	13665.1	25979.1	27/03/22	GARBANI APTEK	55,800.00	83,370.8	139,170.80	64,170.00 PAINTS FOR GENERAL USE
839	13671.5	25979.2	27/03/22	STATIONERS	10,140.00	1,521.00	11,661.00	11,000.00 XEROX LAMING CLAMP
840	12683.3	25979.4	28/03/22	MOLACA B (PTY) LTD	7,050.00	1,077.50	8,127.50	81,075.00 COMPUTER ACCESSORIES
841	13611.1	25979.5	28/03/22	HERETIC CORRECT	1,600.00	2,400.00	4,000.00	84,230.00 ELECTRIC CAR E
842	12586.1	25979.6	28/03/22	HERETIC CORRECT	9,650.00	1,600.00	11,250.00	96,500.00 CLOTHING
843	13633.3	25981.5	28/03/22	CELESTE PRINTING	1,924.25	27,566.8	29,491.05	17,300.00 VEHICLE REPAIR SPARES
844	13671.9	25981.6	28/03/22	HERMANUS MEDIA	1,511.90	22,076.8	23,588.70	17,384.66 VEHICLE REPAIR SPARES
845	13672.5	25981.8	28/03/22	HERMANUS MEDIA	1,758.25	26,015.8	27,774.05	17,950.00 VEHICLE REPAIR SPARES
846	13672.5	25981.8	28/03/22	HERMANUS POWER CENTRE	6,085.00	1,044.35	7,129.35	27,000.00 WOOD LIGHTS
847	13688.8	25981.8	28/03/22	BO TRAFER GEREKAT	2,225.00	3,322.20	5,547.20	32,200.00 TRAVEL
848	13665.3	25982.2	28/03/22	FM GARDNER TOURS AND TRAV	2,114.00	3,322.20	5,436.20	35,470.00 FINE PILES
849	13644.8	25982.3	28/03/22	HERMANUS MEDIA	1,081.74	17,932.8	19,014.54	17,210.00 FLOORS
850	13667.3	25982.5	28/03/22	HERMANUS MEDIA	1,566.62	24,429.8	25,996.42	1,811.63 INTERIOR PAINT
851	13677.3	25982.5	28/03/22	KAMPAGN ADMARK LOGOOR	54,029.80	-	54,029.80	5,200.00 REFRESHMENTS
852	13671.6	25982.7	28/03/22	OK FOODS GARBANI	4,000.00	60,000.00	64,000.00	46,000.00 SCRETE BUILDING BLOCKS
853	13642.6	25982.8	28/03/22	WALSH BATHURST CC	1,672.28	98,114.8	99,787.08	21,562.33 STATIONERY
854	13626.6	25983.4	28/03/22	BUILDERS OFFICE MATERIAL	1,161.00	17,429.8	18,590.80	13,940.00 HARROWARE
855	13676.7	25983.7	28/03/22	BLUFERMO BUILDIT	1,640.00	-	1,640.00	16,400.00 MAINTENANCE WORK
857	12538.4	25983.8	28/03/22	CELESTE LTD	1,640.00	-	1,640.00	16,400.00 MAINTENANCE WORK

REQ. NO.	ORDER NO.	ORDER DATE	CREDITOR NAME	ORDER AMOUNT - EXCL. VAT	VAT AMOUNT	ORDER AMOUNT - VAT INCL.	DESCRIPTION OF THE ORDER
858	120311	25/03/19	HERMANUS HARDWARE	1 982,00	0	1 982,00	15 900,00 TOOLS
859	120318	25/03/19	HERMANUS OFFICE NATIONAL	513,00	0	513,00	6 152,75 STATIONERY
860	120373	25/03/19	GANGBANI BUILDIT (PTY) LTD	1 738,26	0	1 738,26	19 900,00 TOOLS
861	120450	25/03/19	HERMANUS MEDS	1 189,80	0	1 189,80	13 682,7 VEHICLE REPAIRS/PARTS
862	120511	25/03/19	HERMANUS OFFICE NATIONAL	1 877,15	0	1 877,15	21 565,95 STATIONERY
863	120653	25/03/19	HERMANUS OFFICE NATIONAL	1 853,87	0	1 853,87	21 349,5 STATIONERY
864	120684	25/03/19	REIFER OFFICE NATIONAL	6 191,68	0	6 191,68	71 204,3 STATIONERY
865	120781	25/03/19	AJIBANZIGENGS (GAWANA)	70,00	0	70,00	816,00 VEHICLE REPAIRS/PARTS
866	120782	25/03/19	SUPA CHECK KLERKONDO	57,00	0	57,00	816,25 VEHICLE REPAIRS/PARTS
867	120793	25/03/19	BALLETIS TRADE DEPOT	1 721,74	0	1 721,74	19 800,00 HARDWARE
868	120842	25/03/19	PIE HERMANUS	60,00	0	60,00	7 600,00 PLUMBING ITEMS
869	120847	25/03/19	BIDVEST WALTONS	2 288,187	0	2 288,187	26 314,15 STATIONERY
870	120857	25/03/19	HERMANUS OFFICE NATIONAL	1 981,61	0	1 981,61	22 788,5 STATIONERY
871	120876	25/03/19	HERMANUS OFFICE NATIONAL	2 087,400	0	2 087,400	240 051,0 FUEL TANKS
872	120881	25/03/19	WALDEHS TRADE DEPOT	1 864,17	0	1 864,17	21 430,0 HARDWARE
873	120882	25/03/19	HOPPE ERN	64,00	0	64,00	6 400,00 HARDWARE
874	120708	25/03/19	PIE HERMANUS	1 206,40	0	1 206,40	14 503,0 PLUMBING ITEMS
875	120715	25/03/19	ENGELBLOET FLOORING CC	1 076,70	0	1 076,70	19 262,1 STEEL
876	120771	25/03/19	MEIKWAKO BUILDIT	78,174	0	78,174	8 900,00 PAINTING
877	120822	25/03/19	160 TRINHERBERMARK	2 530,00	0	2 530,00	29 055,0 ELECTRICAL ITEMS
878	120870	25/03/19	GANGBANI BUILDIT (PTY) LTD	3 450,87	0	3 450,87	39 685,0 BUILDING LINE
879	120440	25/03/19	BAC OHERMANUS	1 315,586	0	1 315,586	15 210,74 TOOLS
880	120456	25/03/19	PRIZE TREE W FRACKS CC	2 5 910,00	0	2 5 910,00	29 750,00 THE WOODCUTTER
881	120456	25/03/19	OVERBERG AGR BEDIENING (PTY) LTD	1 568,00	0	1 568,00	180 320,0 WINDING & POLES
882	120722	25/03/19	SOYHAKS GENERAL DEALERS	2 200,00	0	2 200,00	2 500,00 PAINTWAL
883	120680	25/03/19	KAAP AGR AGRIMARK LIQOR	4 827,00	0	4 827,00	5 525,05 PAINT
884	120722	25/03/19	PIETER VAN DER BEEK PHOTO	1 510,00	0	1 510,00	15 100,00 FINISHING OF POSTERS
885	120814	25/03/19	OVERBERG STEEL & IRREGATION	1 551,57	0	1 551,57	1 784,30 STEEL
886	120819	25/03/19	DINAGIC	6 300,00	0	6 300,00	63 000,00 REPAIR ROOF
887	120810	25/03/19	ALLY SHOES CC	1 660,87	0	1 660,87	19 100,00 WORKWEAR SHOES
888	120724	25/03/19	GATEWAY SUPER SHIRTS & TOPS	94,895	0	94,895	94,895 REFRESHMENTS
889	120548	25/03/19	KLEINWAKO BUILDIT	1 343,91	0	1 343,91	17 750,00 SPRAYERS
890	120887	25/03/19	KAAP AGR AGRIMARK LIQOR	92,155	0	92,155	1 020,78 HARDWARE
891	120668	25/03/19	BIDVEST WALTONS	5 170,84	0	5 170,84	61 764,7 CHAIRS
892	120027	03/11/2022	FG JACOBS TRANSPORT CC	2 000,00	0	2 000,00	250 000,00 RETURNING BLOCKS
893	120419	25/03/19	MRS ENTERPRISE # TYVILTD	7 800,00	0	7 800,00	78 000,00 TRAWNS - NO AWOLWS
894	120772	25/03/19	KLEINWAKO BUILDIT	19 113	0	19 113	2 198,00 BUCKLE
895	120519	25/03/19	VELLO WIMBAGO THIRMAS CC	4 693,85	0	4 693,85	53 970,1 VALUABLE CLEANER
896	120865	25/03/19	GANGBANI BUILDIT (PTY) LTD	67 817	0	67 817	7 750,00 THERMOSITAT
897	120829	25/03/19	VEEN KOOX SALES	65,130	0	65,130	7 600,00 MICROPHONE
898	120864	25/03/19	PLUMBING SA (PTY) LTD	7 818,26	0	7 818,26	8 460,00 BATHMIXER
899	120446	25/03/19	KLEINWAKO BOUTHANDSEL	77 406	0	77 406	891,20 GARDEN HOSE
900	120737	25/03/19	BIDVEST WALTONS	1 059,78	0	1 059,78	12 187,5 STATIONERY
901	120614	25/03/19	ADCC EXPRESS HERMANUS	2 622,20	0	2 622,20	30 153,3 THINFLIGHT
902	120615	25/03/19	KAAP AGR AGRIMARK LIQOR	1 810,00	0	1 810,00	20 415,0 PEDESTAL GATE
903	120615	25/03/19	KLEINWAKO BUILDIT	1 033,48	0	1 033,48	18 750,00 BUSHMANGATE
904	120881	25/03/19	HERMANUS OFFICE NATIONAL	1 070,35	0	1 070,35	12 300,00 GUANIAS MATERIA S
905	120527	25/03/19	DEBELLE PRINTING	8 250,00	0	8 250,00	82 500,00 BRANDED REFLECTIVE WAISTCOATS
906	120888	25/03/19	KAAP AGR AGRIMARK LIQOR	1 330,00	0	1 330,00	15 250,00 SANDOOR
907	120642	25/03/19	BAAP POWER (PTY) LTD	7 352,19	0	7 352,19	84 502,2 AMPROWER PARTS
908	120601	25/03/19	KAAP AGR AGRIMARK LIQOR	1 814,00	0	1 814,00	20 752,00 HARDWARE
909	120608	25/03/19	BIDVEST WALTONS	3 074,69	0	3 074,69	44 506,6 STATIONERY
910	120815	25/03/19	HERMANUS MEDS	1 305,20	0	1 305,20	15 008,00 VEHICLE PARTS
911	120668	25/03/19	KAAP AGR AGRIMARK LIQOR	2 099,01	0	2 099,01	30 000,00 STEEL
912	120704	25/03/19	DE VALLER SD	1 000,00	0	1 000,00	19 000,00 HOSPITAL IRRIGATION
913	120812	25/03/19	HERMANUS OFFICE NATIONAL	1 380,51	0	1 380,51	13 000,00 REFRESHMENTS
914	120700	25/03/19	CTM HERMANUS	7 431,00	0	7 431,00	8 902,20 RUBBER MATRALS
915	120882	25/03/19	JOHNEY AND KITCHENS (PTY) LTD	1 680,00	0	1 680,00	16 000,00 CUTTING LIST
916	120829	25/03/19	HONORACE FOODS	2 110,00	0	2 110,00	21 000,00 ATTORNEYS
917	120741	25/03/19	DE JAGER ATTORNEYS	6 250,00	0	6 250,00	70 000,00 ATTORNEYS
918	120468	25/03/19	WAB PRINTING & (PTY) LTD	6 000,00	0	6 000,00	77 000,00 ARCHIVES/HUES
919	120683	25/03/19	WINKLE PRINTING CC	1 010,00	0	1 010,00	18 150,00 SCRAPBOOKS

#	REQ. NO	ORDER NO	ORDER DATE	CREDITOR NAME	ORDER AMOUNT - EXCL. VAT	VAT AMOUNT	ORDER AMOUNT - VAT INCL.	DESCRIPTION OF THE ORDER
900	126748	259958	05/10/2022	GAMBRIAN ELEPHANTS	32,348.00	8,602.00	40,950.00	37200 LED FLOOD LIGHT
901	126948	259959	05/10/2022	OK FOODS GAMBRIAN	1,017.20	282.61	1,299.81	180000 AIR TIME
902	126775	259960	05/10/2022	ALTRICE	1,009.24	1,500.32	2,509.56	11.2.48.648 SAT TV LOGS
903	126772	259970	05/10/2022	BOYTER MERCHANDISE	1,170.350	1,755.33	2,925.68	13452003 SINGLE BLOW
904	126942	259972	05/10/2022	BALDERS TRUCK DEPOT	750.45	10,957.00	11,707.45	84000 TOOLS
905	126941	259973	05/10/2022	HERMANUS MEDIA	1,077.12	29,157.00	30,234.12	1926095 STRIPING
906	126929	259974	05/10/2022	HERMANUS MEDIA	1,717.20	38,059.00	39,776.20	191788 VEHICLE PARTS
907	126129	259975	05/10/2022	HERMANUS OFFICE NATIONAL	4,088.25	61,324.00	65,412.25	870149 STA DOOR HY
908	126965	259976	05/10/2022	ADCS EXPRESS HERMANUS	795.60	11,046.00	11,841.60	846816 ELECTRIC AL ITEMS
909	126966	259977	05/10/2022	BAC HERMANUS	684.12	10,762.00	11,446.12	796740 JPH AL BLS
910	126963	259978	05/10/2022	KAAP AGRI AGRIARTICOLOR	8,891.20	1,388.69	10,279.89	1033995 K LORNAK CAPS & STORAGE BOX
911	126958	259979	05/10/2022	BOLT AND NUTS REFRESHING DIST	1,689.12	29,337.00	31,026.12	194249 VEHICLE PARTS
912	126518	259981	05/10/2022	FORTIFY ME	1,197.000	1978001 DOUBLE ALUM DOOR & LAMINATING
913	126959	259982	05/10/2022	HERMANUS MEDIA	1,466.35	21,995.00	23,461.35	108628 VEHICLE PARTS
914	126711	259983	05/10/2022	MCKINNAH TOURS	9,000.00	950000 TRANSPORTATION
915	126674	260013	05/10/2022	OPK ETECH	2,000.00	30,000.00	32,000.00	230000 OFFICE CHAIR
916	126949	260014	05/10/2022	KAAP AGRI AGRIARTICOLOR	1,208.70	18,130.00	19,338.70	130000 MERKLE & BOWMAW
917	126747	260015	05/10/2022	THANG'S JEWELLERY & CATERING	2,100.00	2100000 CATERING
918	125526	260016	05/10/2022	ALTRICE BOUTIQUE	1,699.35	25,450.00	27,149.35	195480 HANDWEAVE
919	126679	260017	05/10/2022	AVONCO DOORS	6,391.30	99,670.00	106,061.30	735000 GATE MOTOR
920	126950	260018	05/10/2022	VOXTEL (PTY) LTD - OVERSTAND	1,692.34	25,244.00	26,936.34	193548 ELECTRIC AL ITEMS
921	126949	260019	05/10/2022	KAAP AGRI AGRIARTICOLOR	1,005.00	28,075.00	29,080.00	194678 FIRE EXTINGUISHERS
922	126713	260020	05/10/2022	HERMANUS GAS CC	1,000.00	15,913.00	16,913.00	132000 GAS
923	126999	260021	07/10/2022	BALERS TRUCK DEPOT	2,278.26	3,361.24	5,639.50	2507000 PAINT MATERIAL
924	126992	260022	07/10/2022	KAAP AGRI AGRIARTICOLOR	2,299.03	3,488.50	5,787.53	2643099 WEAR WEAR - CLOTHING
925	126922	260023	07/10/2022	WY DESIGN	4,226.00	63,951.00	68,177.00	486000 ROAD SIGNS
926	126911	260024	07/10/2022	BOWEST WALTONS	1,201.143	1,830.22	3,031.36	1403165 STA DOOR HY
927	126913	260025	07/10/2022	LUMBER & LAWN	9,387.15	99,608.00	108,995.15	734527 SMALL PAINT
928	126755	260026	07/10/2022	INDEX30 (PTY) LTD	1,200.00	1,800.00	3,000.00	1300000 EURO CONCRETE ALU T RAINING
929	126973	260027	07/10/2022	GAMBRIAN BUILDIT (PTY) LTD	90,935.7	13,645.00	104,580.7	104000 HANDWEAVE
930	127015	260028	07/10/2022	KAAP AGRI AGRIARTICOLOR	1,305.00	20,475.00	21,780.00	156875 POLYPROPYLENE BAG
931	127029	260029	07/10/2022	RECTOR SERVICES	80,026.00	12,100.00	92,126.00	943000 IRRIGATION REPAIR
932	126971	260030	07/10/2022	HERMANUS OFFICE NATIONAL	1,556.28	23,168.00	24,724.28	178983 STA DOOR HY
933	126541	260031	07/10/2022	GNAMA ENVIRONMENTAL CONGLU	5,120.00	513000 EURO CONCRETE ALU T
934	126976	260032	07/10/2022	ONGA PROS-THE-CC	1,252.17	18,728.00	19,980.17	143000 COXIDER CYLINDER
935	126774	260033	07/10/2022	BAC HERMANUS	1,688.70	28,731.00	29,419.70	183600 PLUMBING ITEMS
936	126659	260034	07/10/2022	SAPCOUP (PTY) LTD	2,150.000	3,861.00	5,011.00	2400000 BETA FORM
937	126680	260035	07/10/2022	HERMETIC CONNECT	1,080.00	25,440.00	26,520.00	195040 17th RUBBER
938	127019	260036	07/10/2022	HERMETIC CONNECT	68,800.00	10,320.00	79,120.00	791210 CAR CARETS
939	126920	260037	07/10/2022	SUPERMAGNET NUMBERS	4,539.14	68,087.00	72,626.14	522000 SUPPLY ARGENTITING OF BUSINESS
940	126771	260038	07/10/2022	742-RITE INFORMATION CC	3,030.87	6,400.00	9,430.87	2485500 IRRIGATION REPAIRS
941	126673	260039	07/10/2022	GNAMA ENVIRONMENTAL CONGLU	4,880.00	72,100.00	76,980.00	5401200 WEAR WEAR
942	127028	260040	07/10/2022	KAAP AGRI AGRIARTICOLOR	41,032.00	6,248.00	47,280.00	435000 PAINT
943	127013	260041	07/10/2022	THE COLOUR BOX CC	3,814.72	37,521.00	41,335.72	248675 STA DOOR HY
944	126919	260042	07/10/2022	HERMANUS OFFICE NATIONAL	3,465.70	37,185.00	40,650.70	835600 HANDWEAVE
945	126918	260043	07/10/2022	BALERS TRUCK DEPOT	5,560.87	80,413.00	85,974.87	1330000 LIGHTS
946	126941	260044	07/10/2022	HERMANUS OFFICE NATIONAL	11,000.00	38,453.00	49,453.00	1330000 LIGHTS
947	126922	260045	07/10/2022	BALERS TRUCK DEPOT	1,103.08	18,700.00	19,803.08	1330000 LIGHTS
948	126682	260046	07/10/2022	KAAP AGRI AGRIARTICOLOR	1,213.00	48,700.00	49,913.00	1330000 LIGHTS
949	126648	260047	07/10/2022	OTTO SOKSA (PTY) LTD	3,430.00	2,290.00	5,720.00	1745100 PAINT
950	126940	260048	07/10/2022	MARIST WALTONS	2,269.99	27,306.00	29,575.99	180245 STA DOOR HY
951	126934	260049	07/10/2022	MOA & (PTY) LTD	2,269.99	27,306.00	29,575.99	180245 STA DOOR HY
952	127013	260050	07/10/2022	WATERLIPS	1,500.00	34,341.00	35,841.00	183290 STA DOOR HY
953	127010	260051	07/10/2022	WATERLIPS	1,500.00	183290 STA DOOR HY
954	127010	260052	07/10/2022	WATERLIPS GENERAL DEALERS	1,400.00	1400000 POLYURETHANE FOAM
955	127025	260053	07/10/2022	GUILBERT CATERING	1,650.00	140000 POLYURETHANE FOAM
956	127041	260054	07/10/2022	RECTOR SERVICES CORP	1,115.00	16,925.00	18,040.00	138255 CATERING
957	126532	260055	07/10/2022	ALTRICE BOUTIQUE	485.22	7,276.00	7,761.22	55600 HANDWEAVE
958	126641	260056	07/10/2022	ALTRICE BOUTIQUE	1,709.00	26,026.00	27,735.00	139416 POLYURETHANE
959	126935	260057	07/10/2022	ALTRICE BOUTIQUE	1,096.78	15,522.00	16,618.78	139416 POLYURETHANE
960	126102	260058	07/10/2022	MOA & (PTY) LTD	3,000.00	3,912.00	6,912.00	2449200 BATTERIES
961	126455	260059	11/10/2022	GAMBRIAN BACCUS (PTY) LTD	3,469.00	51,960.00	55,429.00	3383000 TOILET PAPER DISPENSER

REQ. NO	ORDER NO	ORDER DATE	CREDITOR NAME	ORDER AMOUNT - EXCL. VAT	VAT AMOUNT	ORDER AMOUNT - VAT INCL	DESCRIPTION OF THE ORDER
982	126674	2008/01	11/1/02/22	BEVEST WALTONS	381.50	0.00	295648 STATIONERY
983	126675	2008/01	11/1/02/22	MOLENAAR PTY LTD	3,390.33	0.00	2015387 GUARDHOUSE
984	127029	2008/04	11/1/02/22	GAMBIRANI BUILD PTY LTD	5,477	0.00	411910 PANDOC
985	126681	2008/05	11/1/02/22	FORTUNY AE	1,900.00	0.00	195000 REMOVE AND REPLACE LWB
986	126830	2008/06	11/1/02/22	BEVEST WALTONS	3,220.45	0.00	322045 CATERING
987	126897	2008/07	11/1/02/22	BEVEST WALTONS	20,331	0.00	155870 WOOLHAB CEMENT
988	127050	2008/08	11/1/02/22	RPELECTRICAL WHOLESALER	1,470.58	0.00	147058 HEAVY DUTY DISCONAL CUTTER
989	126892	2008/08	11/1/02/22	MOUTH AND SON PTY LTD	2,000.00	0.00	200000 CLEARING OF GUTTER
990	126476	2008/09	11/1/02/22	BO TRIVERIDOREM MK	1,648.00	0.00	1780004 PLUMPLAMBE
991	126619	2008/09	11/1/02/22	BEVEST WALTONS	2,322.14	0.00	232214 PAINTWARE
992	127083	2008/10	11/1/02/22	BALLOUS TRADE DEPOT	2,083.70	0.00	234023 PAINTWARE
993	126951	2008/10	11/1/02/22	GALLOWS SUPER STORE & TOPS	1,725.79	0.00	175579 CATERING
994	126878	2008/10	11/1/02/22	YELLOWMARGO TRADING CC	6,496.00	0.00	620440 WORK WEAT
995	126740	2008/10	11/1/02/22	HERMANS EXTENSIVESHIER SERVICES	1,890.00	0.00	217550 FIREEXTINGUISHER SERVICE
996	126204	2008/10	11/1/02/22	BEACHERMANUS	3,783.48	0.00	435100 WHEEDMASHINOWS
997	127052	2008/10	11/1/02/22	PHARABI RECOHA PTY LTD	2,500.00	0.00	250000 MAINTENANCE
998	126757	2008/11	11/1/02/22	LIJKA GLOK ALEWAYO MO	1,731.74	0.00	198000 BATTERY
999	127148	2008/11	11/1/02/22	LJKA JACOB FROMOTOHIS	4,095.00	0.00	487875 DRAM STRING MAO
1000	127085	2008/12	11/1/02/22	MOLENAAR PTY LTD	2,020.00	0.00	165000 STEROL
1001	126982	2008/12	11/1/02/22	PATROK RESTALATIONS (PTY) LTD	3,000.75	0.00	2323572 V.A.W.S
1002	127129	2008/12	11/1/02/22	ACC-EXPRESS-HERMANUS	2,500.00	0.00	250000 PHOTOGRAPHER
1003	126978	2008/12	11/1/02/22	HELM UGHROUP CATERING AND	1,894.77	0.00	145448 ELECTRIC AL ITEMS
1004	126979	2008/12	11/1/02/22	MCC PANNA TOARS	7,550.00	0.00	755000 CATERING
1005	127037	2008/12	11/1/02/22	BEVEST WALTONS	1,575.00	0.00	1575000 TRASHPORT
1006	126629	2008/12	11/1/02/22	BEVEST WALTONS	1,738.44	0.00	199345 SMALL TOOLS
1007	127142	2008/12	11/1/02/22	GAMBIRANI BUILD PTY LTD	1,820.08	0.00	209412 TOOLS
1008	126956	2008/12	11/1/02/22	BEACHERMANUS	1,724.78	0.00	199500 PALATI MAK
1009	127156	2008/12	11/1/02/22	HERMANS OFFICE NATIONAL	2,280.87	0.00	280000 MICROVAIVE
1010	127154	2008/12	11/1/02/22	ACC-EXPRESS-HERMANUS	93.117	0.00	187085 STATIONERY
1011	127121	2008/12	11/1/02/22	HERMANS OFFICE NATIONAL	65.520	0.00	75348 ELECTRIC AL SUPPLIES
1012	127172	2008/12	11/1/02/22	DE VALLENSD	1,980.00	0.00	198000 STORKWATERBARLEY
1013	126993	2008/12	11/1/02/22	TRAFIN HOLDINGS PTY LTD	1,900.00	0.00	190000 PAIR OF SPINNY CART
1014	127151	2008/12	11/1/02/22	BEVEST WALTONS	1,995.00	0.00	199500 LAMOUR - FITTING OF SWINGERS WITH POLES
1015	127153	2008/12	11/1/02/22	HERMANS HARDWARE	97.745	0.00	16602
1016	127153	2008/12	11/1/02/22	KAAP AOR AGRIMARKET/LOOOR	1,515.65	0.00	174300 PAINTWARE
1017	126871	2008/12	11/1/02/22	HYRBOES LOOOR	48.504	0.00	55882 MARHOLECOKER
1018	126867	2008/12	11/1/02/22	STYLOK ORATIONS	2,785.25	0.00	317808 PINE POLES
1019	127022	2008/12	11/1/02/22	HERMANS OFFICE NATIONAL	9,606.31	0.00	960631 STATIONERY
1020	127174	2008/12	11/1/02/22	HERMANS OFFICE NATIONAL	2,000.00	0.00	200000 POK UPSTIONS
1021	127077	2008/12	11/1/02/22	KAAP AOR AGRIMARKET/LOOOR	1,691.00	0.00	194495 ELECTRIC AL SUPPLIES
1022	127110	2008/12	11/1/02/22	BEVEST WALTONS	20,006	0.00	29039 ATTUE
1023	127176	2008/12	11/1/02/22	ALEX GRANT PHARMACY	1,575.00	0.00	181125 FURNITURE
1024	127082	2008/12	11/1/02/22	OVERSTING ASSOCIATION HO	9,253	0.00	10641 MEDICATION BOX
1025	127082	2008/12	11/1/02/22	HERMANS MOWER CENTRE	4,200.87	0.00	490000 TRASHPORT
1026	127161	2008/12	11/1/02/22	PIG HITE BRIGATION CC	1,087.00	0.00	125005 NEAR LABOUR CANT
1027	126978	2008/12	11/1/02/22	BEVEST WALTONS	141.28	0.00	16247 BRIGATION
1028	127211	2008/12	11/1/02/22	BEVEST WALTONS	3,784.04	0.00	378404 CATERING
1029	127231	2008/12	11/1/02/22	BEVEST WALTONS	70,066	0.00	88308 CLEANING MATERIAL
1030	127231	2008/12	11/1/02/22	BEVEST WALTONS	50,000	0.00	50000 LAMOUR - FIRMING OF SWINGERS OUP
1031	127133	2008/12	11/1/02/22	KAAP AOR AGRIMARKET/LOOOR	1,198.92	0.00	114625 CLOTHING
1032	127195	2008/12	11/1/02/22	HERMANS OFFICE NATIONAL	41,739	0.00	48000 STATIONERY
1033	127192	2008/12	11/1/02/22	HERMANS OFFICE NATIONAL	54,308	0.00	62500 KATELOOK
1034	127206	2008/12	11/1/02/22	HERMANS METAS	47,840	0.00	55010 MOTOR SUPPLIES
1035	127207	2008/12	11/1/02/22	HERMANS MOWER CENTRE	1,669.00	0.00	191248 MOTOR SUPPLIES
1036	127184	2008/12	11/1/02/22	BALLOUS TRADE DEPOT	603.00	0.00	70000 LOCK BOX
1037	127183	2008/12	11/1/02/22	OVERSTING ASSOCIATION HO	1,217.20	0.00	140000 SOAK HOODIES
1038	127152	2008/12	11/1/02/22	HERMANS BUILDING PTY LTD	1,608.43	0.00	184870 PAINTWARE
1039	126995	2008/12	11/1/02/22	BEVEST WALTONS	1,900.00	0.00	190000 STATIONERY
1040	126893	2008/12	11/1/02/22	BEVEST WALTONS	9,324.87	0.00	107250 PAINTWARE
1041	126811	2008/12	11/1/02/22	BEVEST WALTONS	11,200.06	0.00	1120006 PAINTWARE
1042	126633	2008/12	11/1/02/22	BALLOUS TRADE DEPOT	7,804.97	0.00	840072 PAINTWARE
1043	126874	2008/12	11/1/02/22	BEVEST WALTONS	58,081	0.00	61883 PAINTWARE

#	REQ NO	ORDER NO	ORDER DATE	CREDITOR NAME	ORDER AMOUNT - EXCEL VAT	VAT AMOUNT	ORDER AMOUNT - VAT INCL	DESCRIPTION OF THE ORDER
1046	130240	260176	14/11/2022	HELMHOLD BOCHMANN	1,548.53	215.38	1,763.91	1,031.81 HARDWARE
1045	127247	260177	14/11/2022	HELMHOLD BOCHMANN	814.78	122.22	937.00	HARDWARE
1040	126244	260179	17/11/2022	BO TR VEHICULMARK	2,194.20	329.15	2,523.35	PAINT/TAMPERAL
1047	126077	260180	17/11/2022	HEMANN'S MISAS	1,424.20	213.20	1,637.40	PAINTED SUPPLIES
1048	127272	260191	17/11/2022	WHALE PRINTING CC	1,711.00	256.65	1,967.65	STATIONERY
1049	127294	260192	17/11/2022	BOAL ANGLE ENGINEERING	14,340	2,151	16,491	TOOLS
1050	127268	260193	17/11/2022	SUPA QUICK KLEWALD	20,870	3,130	24,000	NUMBER PLATE
1051	136699	260194	17/11/2022	DIAMERIC	1,620.00	-	1,620.00	LABOUR - MAINTENANCE WORKS
1052	136698	260196	17/11/2022	WILBERN TRADE DEPOT	8,042.00	1,206.30	9,248.30	CUTLERY
1053	127251	260197	17/11/2022	WILBERN TRADE DEPOT	7,710.00	1,155.77	8,865.77	WOODS-CHELS
1054	127248	260198	17/11/2022	DEBILLE PRINTING	1,900.00	-	1,900.00	EMBROIDERY
1055	127081	260199	17/11/2022	VOULE (PTY) LTD - OVERSHAND	971.55	145.70	1,117.25	TOOLS
1056	126819	260201	17/11/2022	BOWEST WALTONS	6,892.52	960.98	7,853.50	STATIONERY
1057	126190	260202	17/11/2022	EUROPA BOOKERS (EUROPA VW)	1,850.00	-	1,850.00	LABOUR
1058	127074	260203	17/11/2022	HELMHOLD BOCHMANN	2,596.96	380.04	2,977.00	CATERING
1059	127277	260205	17/11/2022	HEMANN'S MISAS	69.00	-	69.00	STATIONERY
1060	127321	260209	18/11/2022	HEMANN'S MISAS	1,484.35	222.65	1,707.00	BLACK PIT
1061	127254	260210	18/11/2022	HEMANN'S MISAS	1,530.45	230.47	1,760.91	VEHICLE PARTS
1062	127244	260211	18/11/2022	AUTX GRANIT PHARMACY	7.306	1,096	1,103.30	TOOL
1063	127222	260212	18/11/2022	OS PLANT TOOL & TRAILER	51.306	7,656	7,707.30	ELECTRIC SWITCH
1064	126467	260216	18/11/2022	HEMANN'S MISAS	1,259.40	185.51	1,444.91	STATIONERY
1065	127118	260218	18/11/2022	HEMANN'S MISAS	304.25	45.65	349.90	PNEUMATIC PETROL
1066	136039	260219	18/11/2022	HEMANN'S MISAS	2,167.457	1,901.18	4,068.63	LABOUR - RE MOVE CLADDING AND PAINT WALLS
1067	126624	260221	18/11/2022	BOWEST WALTONS	2,180.754	9,571.13	11,751.88	STATIONERY
1068	127249	260222	18/11/2022	HEMANN'S MISAS	1,149.78	174.72	1,324.50	KEYS & LOCKS
1069	126135	260225	18/11/2022	GABRIELI BUILDIT (PTY) LTD	6,008.43	801.27	6,809.70	TOOLS
1070	126101	260227	18/11/2022	HEMANN'S MISAS	4,352.00	-	4,352.00	TOOLBOX
1071	126288	260228	18/11/2022	BUILDERS TRADE DEPOT	5,911.39	586.71	6,498.10	ELECTRIC TOOLS
1072	127304	260229	18/11/2022	SUPA QUICK KLEWALD	21,750	3,269	25,019	BATTERY WATER
1073	127160	260231	18/11/2022	HEMANN'S MISAS	478.26	71.78	550.00	SPRAY PAINT
1074	127302	260232	18/11/2022	BUILDERS TRADE DEPOT	1,729.22	259.38	1,988.60	PVC PIPES
1075	127307	260234	18/11/2022	AMORC COORS	29.304	4,306	4,335.30	GATE/DOOR
1076	126018	260237	18/11/2022	WILWOOD MARKETING	4,688.08	703.21	5,391.29	PAINT
1077	127294	260238	18/11/2022	SUPA QUICK KLEWALD	35,217	5,283	40,500	VEHICLE REPAIR
1078	127318	260239	18/11/2022	HEMANN'S MISAS	436.28	65.44	501.72	VEHICLE REPAIR
1079	127334	260240	18/11/2022	HEMANN'S MISAS	1,289.61	192.54	1,482.15	STATIONERY
1080	126410	260241	18/11/2022	GATWAY SUPPLY & TOYS	4,941.32	741.20	5,682.52	CLEANING ITEMS
1081	127319	260254	18/11/2022	HEMANN'S MISAS	1,467.22	210.78	1,678.00	WORKWEAR
1082	127319	260255	18/11/2022	HEMANN'S MISAS	1,852.00	-	1,852.00	MAINTENANCE
1083	127274	260256	18/11/2022	GABRIELI BUILDIT (PTY) LTD	1,656.96	245.54	1,902.50	VEHICLE REPAIR
1084	127260	260257	18/11/2022	SUPA QUICK KLEWALD	1,530.74	22,941	1,783.68	VEHICLE REPAIR
1085	127240	260258	18/11/2022	HEMANN'S MISAS	1,734.77	260.22	1,994.99	MOWER SPARES
1086	127089	260259	18/11/2022	HEMANN'S MISAS	1,389.57	208.45	1,598.02	WHEELBROW
1087	127255	260268	18/11/2022	BUILDERS TRADE DEPOT	3,000.00	540.00	3,540.00	MALFUNCTION
1088	126519	260271	18/11/2022	WILWOOD MARKETING	93,217	13,949	107,166	HAKOSAW BLADE
1089	127303	260272	18/11/2022	HELMHOLD BOCHMANN	1,852.00	-	1,852.00	TRAWSPORT
1090	127414	260281	18/11/2022	SW GARDEN TOURS AND TRAVEL	68,606	10,328	78,934	ACCOMMODATION
1091	127328	260283	18/11/2022	GEORGE LOOSE ENTERPRISE	1,900.00	-	1,900.00	MAINTENANCE
1092	127166	260284	18/11/2022	DE VILLIERS D	1,755.06	260.26	2,015.32	MOWER REPAIR
1093	127387	260285	18/11/2022	HEMANN'S MISAS	1,500.00	-	1,500.00	CATERING
1094	127386	260286	18/11/2022	MOORE'S CATERING AND DECO	91.304	13,636	13,727.30	VEHICLE REPAIR
1095	127382	260287	18/11/2022	SUPA QUICK KLEWALD	1,072.36	25,005	26,077.36	TOOLS
1096	127375	260288	18/11/2022	BUCOHEMANN'S	5,598.40	839.76	6,438.16	HARDWARE
1097	126701	260289	18/11/2022	KAAPLAIR ASPHALT LAYERS	1,750.00	262.50	1,912.50	ROAD SIGNS
1098	126712	260290	18/11/2022	OTTO SIGNS (PT) LTD	1,750.00	262.50	1,912.50	ROAD SIGNS
1099	127442	260314	18/11/2022	COX COURIER GRAPHIC DESIGN	5,200.00	480.00	5,680.00	PAINT
1100	126686	260315	18/11/2022	WILWOOD MARKETING	1,152.45	178.87	1,331.32	HARDWARE
1101	127359	260320	18/11/2022	ER C BOOKER PROMOTIONS	2,380.00	357.20	2,737.20	FIRE EQUIPMENT
1102	126660	260321	18/11/2022	SHARMO PRO-CURMENT AND IN	2,709.39	406.41	3,115.80	COMFORT MATRESS
1103	126660	260322	18/11/2022	TURKASTER BELLVILLE	2,000.00	-	2,000.00	LABOUR - WATER LEAK
1104	127113	260328	18/11/2022	EVELYN'S PAINTING SERVICE	3,550.50	533.48	4,083.98	ELECTRICITY FUNCTION BOX
1105	126819	260329	18/11/2022	BO TR VEHICULMARK	-	-	-	-

#	REQ. NO.	ORDER NO.	ORDER DATE	CREDITOR NAME	GROSS AMOUNT - EXCL. VAT	VAT AMOUNT	ORDER AMOUNT - VAT INCL.	DESCRIPTION OF THE ORDER
1106	L27659	260330	21/10/2022	BOYTERBROCKMARK	3,118.68	0	3,118.68	24 362.5 HARDWARE
1107	L27682	260332	21/10/2022	HERNAKUS OFFICE NATIONAL	1,207.07	0	1,207.07	18 503 STATIONERY
1108	L27072	260333	21/10/2022	BALLOBS TRUCK DEPOT	1,111.00	0	1,111.00	12 777.5 EMERGENCY MOTION
1109	L26979	260334	21/10/2022	VEES CLEARING SOLUTIONS (PTY) LTD	10,500.00	0	10,500.00	10 000.00 LABOUR - INTERIOR AND EXTERIOR PAINTING
1110	L26994	260335	21/10/2022	SAFETY PRESS SUPPLIERS C.A	2,468.96	0	2,468.96	20 393.00 ROAD SIGNS
1111	L26890	260336	21/10/2022	MAAP AGR AGRIMART (L) QOLLO	4,320.00	0	4,320.00	4 968.00 WINDMASTER TORNAIDO
1112	L26219	260337	21/10/2022	MOJARA 8 (PTY) LTD	19,583.01	0	19,583.01	27.5 326.5 HARDWARE
1113	L27814	260338	21/10/2022	GASHAR P TYL LTD	1,017.99	0	1,017.99	11 700.00 OAS
1114	L26773	260341	21/10/2022	BALLOBS TRUCK DEPOT	2,952.80	0	2,952.80	3 951.5 HARDWARE
1115	L27603	260343	21/10/2022	MAAP AGR AGRIMART (L) QOLLO	95.028	0	95.028	1 032.7 ARTIFICIAL GRASS
1116	L28709	260346	21/10/2022	SECURIFLEX CC	2,831.000	0	2,831.000	27 945.0 9 1/2 WIT DOG ACCESSORIES
1117	L27656	260345	21/10/2022	OK FOODS GAMBANI	1,617.99	0	1,617.99	18 600.00 AIR TIME
1118	L27140	260350	21/10/2022	BOLIT AND ENGINEERING DST	2,718.75	0	2,718.75	40 781.1
1119	L27470	260353	21/10/2022	ALEX GRANT PHARMACY	11,202	0	11,202	3 126.6 WELDING RODS
1120	L27977	260362	21/10/2022	CTH HERNAKUS	1,699.04	0	1,699.04	1 268.2 MARY ONDUTY
1121	L27139	260368	21/10/2022	CAPRICORN M.C.S (PTY) LTD	1,077.500	0	1,077.500	19 154.0 EXTRACTOR FAN
1122	L27314	260384	21/10/2022	SMITHLEY TRADING	3,960.00	0	3,960.00	16 186.2.5 METAL SOCKET NET
1123	L27514	260385	21/10/2022	OVERBERG AGR BEDRYWE (PTY) LTD	334.52	0	334.52	1 940.00 AN COOL - BE PAPER OF BROKER CHAIRS
1124	L27645	260386	21/10/2022	OK FOODS GAMBANI	1,304.26	0	1,304.26	387.00 PLAINING MATERIALS
1125	L27427	260396	21/10/2022	BANGRAY BOOKS	1,441.27	0	1,441.27	15 000.00 AIR TIME
1126	L27464	260399	21/10/2022	BLIDWING BLD LTD	1,051.13	0	1,051.13	16 578.0 BRITNEY BOOKS
1127	L27446	260397	21/10/2022	HERNAKUS MEDIA	697.103	0	697.103	12 088.0 CLEARING MATERIAL
1128	L27648	260372	21/10/2022	HERNAKUS WOMEN CENTRE	1,727.34	0	1,727.34	7 566.7 VEHICLE 9 PARTS
1129	L27434	260373	21/10/2022	HERNAKUS WOMEN CENTRE	1,488.70	0	1,488.70	19 866.8 VEHICLE REPAIRS
1130	L27660	260374	21/10/2022	BLIDWING BLD LTD	563.060	0	563.060	16 200.0 MOTOR SPARES
1131	L27629	260375	21/10/2022	OVERBERG AGR BEDRYWE (PTY) LTD	643.348	0	643.348	6 522.0 HARDWARE
1132	L27362	260380	21/10/2022	ERIC BOOKER PHOTOGRAPHS	1,521.24	0	1,521.24	9 700.00 PVC BEGLAZER
1133	L27476	260387	21/10/2022	SHERHOOD PHOTOGRAPHS	1,790.43	0	1,790.43	17 500.00 ROAD SIGNS
1134	L26954	260389	21/10/2022	M. GLENNWOOD TRAVEL AGENCY	4,168.03	0	4,168.03	19 959.9 TRAVELLING - FLIGHTS
1135	L27533	260394	21/10/2022	HERNAKUS MEDIA	1,624.08	0	1,624.08	18 676.6 VEHICLE 9 PARTS
1136	L27529	260395	21/10/2022	MAAP AGR AGRIMART (L) QOLLO	1,416.52	0	1,416.52	16 290.00 SOCKET SET
1137	L27532	260397	21/10/2022	ALEX GRANT PHARMACY	18,664	0	18,664	2 166.4 FOOD
1138	L27690	260398	21/10/2022	ALEX GRANT PHARMACY	9,935	0	9,935	1 169.2 FOOD
1139	L27694	260403	21/10/2022	MAAP AGR AGRIMART (L) QOLLO	1,580.00	0	1,580.00	18 172.00 PAINT
1140	L27441	260404	21/10/2022	MAAP AGR AGRIMART (L) QOLLO	8,265.00	0	8,265.00	12 297.75 FERTILIZER
1141	L27528	260405	21/10/2022	ERIC BOOKER PHOTOGRAPHS	1,304.26	0	1,304.26	15 000.00 DINNER CHAIR
1142	L27500	260406	21/10/2022	SUN OLIVE HERNAKUS	1,175.91	0	1,175.91	13 500.00 VEHICLE REPAIR
1143	L26952	260407	21/10/2022	GAMBANI ELECTRES	3,281.62	0	3,281.62	37 760.9 ELECTRIC SPARES
1144	L27552	260408	21/10/2022	HERNAKUS WOMEN CENTRE	1,107.630	0	1,107.630	13 732.4 WATER REPAIR
1145	L27502	260409	21/10/2022	BIGGEST WALTONS	903.396	0	903.396	10 395.5 STAMPS
1146	L27538	260410	21/10/2022	WONDERLAND UTESTYLE BARB	1,334.79	0	1,334.79	20 022
1147	L27495	260411	21/10/2022	C.S PLANT TOOL & THALER	82.261	0	82.261	12 339
1148	L27004	260412	21/10/2022	SEBRANKERS	1,950.00	0	1,950.00	19 500.00 ROAD SIGNS
1149	L27501	260413	21/10/2022	HERNAKUS MEDIA	1,495.21	0	1,495.21	17 194.9 KEYS
1150	L27675	260414	21/10/2022	BIGGEST WALTONS	1,156.26	0	1,156.26	13 299.2 STATIONERY
1151	L27496	260415	21/10/2022	HERNAKUS WOMEN CENTRE	1,676.06	0	1,676.06	19 746 VEHICLE REPAIR
1152	L26933	260416	21/10/2022	AIR LOUW OCCASIONAL MED	3,520.00	0	3,520.00	35 000.00 OCCUPATIONAL MEDICAL PRACTICE CONSULTANT
1153	L26932	260417	21/10/2022	OPTIC ETC	1,564.08	0	1,564.08	17 878 STATIONERY
1154	L27630	260422	21/10/2022	VEES CLEARING SOLUTIONS (PTY) LTD	1,950.00	0	1,950.00	19 215.5 STATIONERY
1155	L27165	260424	21/10/2022	WOLBER AND BIRDAULT ATTOR	4,727.65	0	4,727.65	54 368.0 ATTORNEY TRANSFER FEES
1156	L27165	260424	21/10/2022	WOLBER AND BIRDAULT ATTOR	1,900.00	0	1,900.00	19 000.00 CATERING
1157	L27615	260431	21/10/2022	HERNAKUS WOMEN CENTRE	1,628.26	0	1,628.26	18 727.7 VEHICLE REPAIR
1158	L27601	260432	21/10/2022	HERNAKUS WOMEN CENTRE	1,900.00	0	1,900.00	19 000.00 REFERIA BUILDING MAINTENANCE
1159	L26900	260433	21/10/2022	VERUL APPEL WOLBER	1,591.008	0	1,591.008	18 304.8 HARDWARE
1160	L26880	260434	21/10/2022	MAAP AGR AGRIMART (L) QOLLO	27.305	0	27.305	31 670 TOOLS
1161	L27480	260435	21/10/2022	BLIDWING BLD LTD	1,790.41	0	1,790.41	12 965.7 HARDWARE
1162	L27600	260436	21/10/2022	ACC EXPRESS HERNAKUS	1,180.28	0	1,180.28	12 965.7 HARDWARE
1163	L27044	260437	21/10/2022	B.C. OBERHAUS	30,924	0	30,924	35 640 CLEARING MATERIAL
1164	L27428	260438	21/10/2022	BLIDWING BLD WANGEL	1,660.00	0	1,660.00	19 000.00 VEHICLE REPAIR
1165	L27602	260439	21/10/2022	A. BANCHEWITS GAMBANI	1,086.01	0	1,086.01	11 921.0 VEHICLE 9 PARTS
1166	L27604	260440	21/10/2022	SUN OLIVE HERNAKUS	702.00	0	702.00	8073.0 VEHICLE REPAIR
1167	L27605	260441	21/10/2022	SUN OLIVE HERNAKUS	702.00	0	702.00	8073.0 VEHICLE REPAIR

#	REQ. NO	ORDER NO	ORDER DATE	CREDITOR NAME	ORDER AMOUNT - EXCL. VAT	VAT AMOUNT	ORDER AMOUNT - VAT INCL	DESCRIPTION OF THE ORDER
1168	127611	200442	27/11/2022	GAMBARI BALDI PT (PTV) LTD	62,938 R	9,391 R	72,329 R	71955 SPOW PAINT
1169	127611	200443	27/11/2022	HERMANS GAS, CO	1,317,39 R	203,01 R	1,520,40 R	153000 GAS CYLINDERS
1170	126645	200445	27/11/2022	MAWAR ENTERPRISES	5,000,00 R	750,00 R	5,750,00 R	575000 REPAIR WORKS
1171	126645	200446	27/11/2022	KOTI LESHMI BICCUITHI ARCHA	1,820,000 R	-	1,820,000 R	1820000 REPAIRATION OF TOILET FACILITIES
1172	126555	200452	28/11/2022	PRIDEA HOTEL PIVVANA GUMBO	2,225,70 R	338,36 R	2,564,06 R	256406 ACCOMMODATION
1173	126403	200450	28/11/2022	MAAP AGRICULTURAL CO	1,700,00 R	25,500 R	1,955,00 R	195500 REPAIR PLASTIC SHEET
1174	127669	200458	28/11/2022	HERMANS BALDI PT (PTV) LTD	765,19 R	114,78 R	879,97 R	87997 HARDWARE
1175	127676	200470	28/11/2022	SOLAR WORKS HERMANS PT (PTV) LTD	2,600,00 R	-	2,600,00 R	260000 WIRE OF CORD EQUIPMENT
1176	126990	200471	28/11/2022	HERMANS EXTENDING SERVICES	375,950,00 R	989,50 R	376,939,50 R	376939500 RETAIL OF FRIE THROUGH THE RS
1177	127583	200474	31/11/2022	BK COHERMANS	63,030 R	1,551 R	64,581 R	64581 LOCKER EDUCATION
1178	126402	200475	31/11/2022	PHOFF ALBERTI VAN APTEK CC	1,425,20 R	171,78 R	1,596,98 R	159698 HARDWARE
1179	127571	200476	31/11/2022	SURAJOLAH MOWER CENTRE	93,200 R	1,555 R	94,755 R	94755 EDUCATION
1180	127018	200478	31/11/2022	HERMANS MOWER CENTRE	1,338,43 R	1,957 R	1,340,38 R	134038 VEHICLE REPAIR
1181	127017	200479	31/11/2022	HERMANS MOWER CENTRE	1,793,32 R	26,000 R	1,819,32 R	181932 VEHICLE REPAIR
1182	126870	200480	31/11/2022	INTROSTAT PT (PTV) LTD	4,525,00 R	68,325 R	4,593,325 R	4593325 PROFESSIONAL TRANSCRIPTION UNIT
1183	127073	200486	31/11/2022	SOLAR WORKS HERMANS PT (PTV) LTD	379,500,00 R	-	379,500,00 R	379500000 SOUND SYSTEM
1184	127516	200487	31/11/2022	HERMANS HARDWARE	80,000 R	-	80,000 R	80000 BATTERY
1185	127527	200488	31/11/2022	OTTO SOGOS (PTV) LTD	1,500,00 R	22,500 R	1,522,500 R	1522500 SUPPLS
1186	127527	200489	31/11/2022	BIQUEST WALTONG	1,029,71 R	16,446 R	1,046,15 R	104615 STATIONERY
1187	127617	200492	31/11/2022	HERMANS BALDI PT (PTV) LTD	1,089,09 R	164,71 R	1,253,80 R	125380 HARDWARE
1188	127618	200493	31/11/2022	CONSTRUCTIVE BUILDINGS MAH	1,999,000 R	-	1,999,000 R	1999000 TRUCK AND SEAL LEAK
1189	127620	200494	31/11/2022	HERMANS OFFICE NATIONAL	90,952 R	13,643 R	104,595 R	104595 STATIONERY
1190	127627	200495	31/11/2022	GAMBARI BALDI PT (PTV) LTD	591,22 R	88,68 R	679,90 R	67990 SMALL TOOLS
1191	127627	200497	31/11/2022	HERMANS MEDIAS	80,729 R	5,517 R	86,246 R	86246 VEHICLE REPAIR SPARES
1192	127637	200498	31/11/2022	AGCC EXPRESS HERMANS	1,700,481 R	29,956 R	1,730,437 R	1730437 BATTERY 12V
1193	127641	200499	31/11/2022	BIQUEST WALTONG	1,717,71 R	25,768 R	1,743,479 R	1743479 STATIONERY
1194	127642	200500	31/11/2022	HERMANS MOWER CENTRE	1,295,85 R	19,437 R	1,315,282 R	1315282 MOWER SPARES
1195	127643	200501	31/11/2022	HERMANS MOWER CENTRE	1,650,00 R	24,450 R	1,674,450 R	1674450 VEHICLE REPAIR SPARES
1196	127661	200504	31/11/2022	HERMANS MOWER CENTRE	1,511,11 R	22,667 R	1,533,778 R	1533778 MOWER SPARES
1197	127655	200505	31/11/2022	HERMANS MEDIAS	1,599,24 R	23,989 R	1,623,229 R	1623229 VEHICLE REPAIR SPARES
1198	127173	200506	31/11/2022	HERMANS MOWER CENTRE	1,04,95 R	16,565 R	1,21,515 R	121515 VEHICLE REPAIR SPARES
1199	127564	200509	31/11/2022	HERMANS MOWER CENTRE	53,989 R	8,008 R	61,997 R	61997 IRRIGATION ACCESSORIES
1200	127564	200510	31/11/2022	LOBBE GUEST LODGE	1,034,348 R	1,236,32 R	2,270,670 R	2270670 ALCOHOL CONSUMPTION
1201	127310	200514	31/11/2022	HERMANS BALDI PT (PTV) LTD	2,000,00 R	-	2,000,00 R	200000 INSTALL BENCH
1202	127322	200517	31/11/2022	JOHNEY AND KITCHENS PTY	88,241 R	13,329 R	1,01,570 R	101570 STATIONERY
1203	127558	200518	31/11/2022	RD NURFISHERS ALFERNONG CC	1,595,15 R	23,927 R	1,619,082 R	1619082 TORN WATER SOCK ASSESSMENT
1204	127671	200520	31/11/2022	GAMBARI BALDI PT (PTV) LTD	1,652,09 R	24,781 R	1,676,870 R	1676870 CRACK FILLER
1205	127677	200521	31/11/2022	EAR YAKOR 782 PT (PTV) LTD	1,650,00 R	24,750 R	1,674,750 R	1674750 TRUCK AND TRIDE
1206	127680	200523	31/11/2022	GAMBARI BALDI PT (PTV) LTD	38,252 R	5,738 R	43,990 R	43990 TAPS
1207	127679	200524	31/11/2022	ALFERNONG BLDG LTD	1,076,07 R	16,111 R	1,092,188 R	1092188 HARDWARE ITEMS
1208	127664	200525	31/11/2022	SURAJOLAH ALFERNONG	28,000 R	42,000 R	70,000 R	70000 VEHICLE REPAIR SPARES
1209	127662	200526	31/11/2022	ALFERNONG BLDG LTD	86,500 R	14,775 R	1,01,275 R	101275 VEHICLE REPAIR SPARES
1210	127612	200527	31/11/2022	ERIC BOOKER PROMOTIONS	1,652,17 R	24,725 R	1,676,892 R	1676892 SUPPLS
1211	127596	200528	31/11/2022	PS METAL WORKS	2,000,00 R	-	2,000,00 R	200000 REPAIR GATE
1212	127035	200529	31/11/2022	VELLO WAMANGO TRADING CC	1,428,00 R	21,420 R	1,449,420 R	1449420 CLEANING ACCESSORIES
1213	126834	200530	31/11/2022	EMER BRIGHT FLOORING CC	2,352,800 R	8,529,20 R	10,882,000 R	10882000 FLOORING
1214	126817	200531	31/11/2022	OVERBERG ALPH BLDG PTY LTD	2,142,28 R	32,129 R	2,174,407 R	2174407 KITCHING
1215	127613	200532	31/11/2022	COLOURTRIX GRAPHIC COLOURS	12,000 R	1,800 R	13,800 R	13800 SUPPLS
1216	127678	200533	31/11/2022	ALFERNONG BLDG HANDELL	1,327,01 R	20,369 R	1,347,370 R	1347370 HARDWARE ITEMS
1217	127043	200534	31/11/2022	SHARNS ANTONELLS	1,317,000 R	1,975,50 R	3,292,500 R	3292500 SHOES
1218	125169	200535	31/11/2022	PK7 SUPPLIES (PTV) LTD	4,705,00 R	-	4,705,000 R	4705000 REPAIRABLE DISPLAY
1219	127516	200536	31/11/2022	HERMANS OFFICE NATIONAL	1,081,91 R	16,229 R	1,098,140 R	1098140 STATIONERY
1220	127649	200537	31/11/2022	REALERS TRADE DEPOT	1,693,04 R	29,396 R	1,722,440 R	1722440 SHUTTERFLY
1221	127154	200538	31/11/2022	TECHOPR DISTRIBUTORS CC	2,134,300 R	3,201,45 R	5,335,750 R	5335750 FUSE CUT OUT BASE AND CARRIER
1222	127200	200539	31/11/2022	PRIMEA OFFICE FURNITURE	3,000,87 R	45,013 R	3,045,883 R	3045883 CHAIR TRAY
1223	127191	200540	31/11/2022	PRIMEA OFFICE FURNITURE	1,030,000 R	1,500,00 R	2,530,000 R	2530000 STANDING CHAIRS
1224	127194	200541	31/11/2022	COLE CATERING HERMANS	7,996,26 R	119,55 R	8,115,811 R	8115811 CUTLERY
1225	127722	200542	31/11/2022	HERMANS OFFICE NATIONAL	1,521,74 R	22,826 R	1,544,566 R	1544566 OFFICE FURNITURE
1226	127047	200543	31/11/2022	MOJALO ALCADEMY CC	2,008,500 R	3,912,75 R	5,921,250 R	5921250 TRAMPING
1227	127658	200544	31/11/2022	GAMBARI BALDI PT (PTV) LTD	69,557 R	10,433 R	80,000 R	80000 REPAIR GUN
1228	126427	200546	31/11/2022	MAAP AGRICULTURAL CO	17,000 R	2,550 R	19,550 R	19550 CLEANING ACCESSORIES
1229	127732	200549	31/11/2022	GAMBARI GAS (PTV) LTD	1,469,08 R	22,308 R	1,491,388 R	1491388 GAS CYLINDR

#	REQ. NO	ORDER NO	ORDER DATE	CREDITOR NAME	ORDER AMOUNT - EXCL. VAT	VAT AMOUNT	ORDER AMOUNT - VAT INCL	DESCRIPTION OF THIS ORDER
1230	127730	20562	00/11/2022	KAAPAGR AGRIWARKUQUOR	R 1,664.37	R 24,965	R 26,629	19 1402 HARDWARE ITEMS
1231	127731	20562	00/11/2022	ANTOYS CONCRETE AND STEEL	R 3,500.00	-	R 3,500.00	35 0000 METAL POSTS
1232	127732	20562	00/11/2022	ALEX GRANT PHARMACY	R 49,426	R 0.00	R 49,426	5 3413 MEDICATION
1233	127733	20562	00/11/2022	BALUBERS TRADE DEPOT	R 4,207.00	R 64,608	R 68,815	49 40250 PAINT
1234	127734	20562	00/11/2022	BALUBERS TRADE DEPOT	R 3,452.22	R 51,378	R 54,830	39 2000 FROSTPROTECTOR
1235	127735	20562	00/11/2022	BIDVEST WALTONS	R 42,000	R 6,300	R 48,300	4 8300 CARBIDE PROTECTOR
1236	127736	20562	00/11/2022	THABAM INDUSTRIES	R 4,170.00	R 62,520	R 66,690	47 9550 PLUMBING TOOLS
1237	127737	20562	00/11/2022	HERMANUS OFFICE NATIONAL	R 1,661.49	R 24,922	R 26,583	19 1071 LABELLING TOOL
1238	127738	20562	00/11/2022	HERMANUS OFFICE NATIONAL	R 43,043	R 632.75	R 43,675	4 9500 CUTTING BLADES
1239	127739	20562	00/11/2022	EFFECTECH	R 3,912.00	R 58,725	R 62,637	45 0025 SHELVING
1240	127740	20562	00/11/2022	WALDO MARKETING PROMOTE	R 1,205.00	R 1,807.57	R 3,012.57	13 8700 PAINT
1241	127741	20562	00/11/2022	WALDO MARKETING PROMOTE	R 60,000	-	R 60,000	6 0000 FLOWERS
1242	127742	20562	00/11/2022	WALDO MARKETING PROMOTE	R 3,000.00	-	R 3,000.00	3 0000 MAINTENANCE OF PLAYPARK EQUIPMENT
1243	127743	20562	00/11/2022	PATROK OPIUS AND PROJECT	R 47,826	R 71.74	R 47,897	5 5000 SANDING DISC
1244	127744	20562	00/11/2022	GANBANI BALDIT (PTY) LTD	R 1,137.22	R 17,058	R 18,195	13 0780 ELECTRICAL RELAY
1245	127745	20562	00/11/2022	VOXTEA (PTY) LTD - CORRIST	R 5,200.00	-	R 5,200.00	5 2 0000 HAWKERS
1246	127746	20562	00/11/2022	HERMANUS FACTORY SHOP	R 1,399.57	R 20,843	R 22,242	15 9000 CURTAINS
1247	127747	20562	00/11/2022	CONCORCECE OJALS	R 2,000.00	-	R 2,000.00	2 000 000 UNDER WATER PRESSURE DRILL
1248	127748	20562	00/11/2022	GANBANI BALDIT (PTY) LTD	R 1,069.78	R 25,302	R 26,371	19 3940 HARDWARE ITEMS
1249	127749	20562	00/11/2022	MAWAI ENTERPRISES	R 1,000.00	R 2,400.00	R 3,400.00	18 4000 TONC SIGNS
1250	127750	20562	00/11/2022	BIDVEST WALTONS	R 3,106.51	R 46,598	R 49,704	35 7249 STAINLESS STEELWARE
1251	127751	20562	00/11/2022	BIDVEST WALTONS	R 36,522	R 54,78	R 91,302	4 2000 CLEARING SUPPLIES
1252	127752	20562	00/11/2022	HINELWEMANUS PROMOTIES	R 1,408.70	R 21,30	R 22,708	16 2000 ACCOMMODATION
1253	127753	20562	00/11/2022	EAR VORX (Pty) Ltd	R 1,088.35	R 16,325	R 17,413	1 25160 FRAMING LANCE
1254	127754	20562	00/11/2022	OVERBERG STEEL & IRONGAN	R 3,070.00	R 46,050	R 49,120	35 3050 STEEL
1255	127755	20562	00/11/2022	HERMANUS MOVER CENTRE	R 1,721.22	R 25,826	R 27,547	19 7000 MOTOR HEAD
1256	127756	20562	00/11/2022	BALUBERS TRADE DEPOT	R 74,027	R 1,113	R 75,140	8 5200 SELF LEVEL SHEED
1257	127757	20562	00/11/2022	DEKLEJE PRINTING	R 4,600.00	-	R 4,600.00	4 8 2000 SIGNS
1258	127758	20562	00/11/2022	OK FOODS-GANBANI	R 1,399.49	R 20,857	R 22,256	15 9900 NEW SHAPERS
1259	127759	20562	00/11/2022	OVERBERG AGR BECH VNK (PT	R 1,407.77	R 21,311	R 22,718	17 2199 HARDWARE ITEMS
1260	127760	20562	00/11/2022	HERMANUS MEDAS	R 52,165	R 78,25	R 130,415	16 3348 VEHICLE REPAIR SPARES
1261	127761	20562	00/11/2022	GANBANI BALDIT (PTY) LTD	R 50,000	-	R 50,000	5 9900 DRYWOOD BLADE
1262	127762	20562	00/11/2022	MAWAI DYNAMICS (PTY) LTD	R 10,000.00	-	R 10,000.00	5 0000 FLOWERS
1263	127763	20562	00/11/2022	DEKLEJE PRINTING	R 1,000.00	-	R 1,000.00	10 0000 WIRESTAINERS
1264	127764	20562	00/11/2022	PREMIUM FOOD PRODUCTS	R 1,669.565	R 2,504.26	R 4,173.81	19 2 0000 BITCHES
1265	127765	20562	00/11/2022	POWER-OMN SOLU TIONS (PTY)	R 1,061.500	R 1,592.25	R 2,653.75	12 2 0725 ELECTRIC & THERMIT
1266	127766	20562	00/11/2022	PATROK OPIUS AND PROJECT	R 5,000.00	-	R 5,000.00	5 000 000 INSTALLATION OF WOODS
1267	127767	20562	00/11/2022	SOKHAZA SERVICES CORP (PT	R 4,000.00	-	R 4,000.00	46 0000 INSTALLATION OF ROOT BARRIER
1268	127768	20562	00/11/2022	DEKLEJE PRINTING	R 1,327,000	-	R 1,327,000	13 2 7000 SIGNS
1269	127769	20562	00/11/2022	OVERBERG AGR BECH VNK (PT	R 3,926.14	R 58,002	R 61,928	45 1506 HARDWARE ITEMS
1270	127770	20562	00/11/2022	OTTO SIGNS (PTY) LTD	R 2,000.00	R 30,000	R 32,000	29 9000 SIGNS
1271	127771	20562	00/11/2022	KOD 21346 BUS SOUTH AFRICA	R 29,263,000	-	R 29,263,000	29 2 6000 GARDEN MAINTENANCE
1272	127772	20562	00/11/2022	SUPERHOUT FURNITURES TO	R 8,956.52	R 1,343.48	R 10,300.00	10 3 0000 BINDS
1273	127773	20562	00/11/2022	ERIC BOOKER PROMOTIONS	R 4,800.00	R 72,000	R 76,800	55 2000 SIGNS
1274	127774	20562	00/11/2022	HERMANUS MOVER CENTRE	R 1,043.48	R 15,652	R 16,695	12 0000 WOMER SHARES
1275	127775	20562	00/11/2022	SUNIA OLIX ALERMOAND	R 8,006	R 1,304	R 9,310	1 0000 VEHICLE REPAIR SPARES
1276	127776	20562	00/11/2022	SUNIA OLIX ALERMOAND	R 81,739	R 12,261	R 94,000	9 4000 VEHICLE REPAIR SPARES
1277	127777	20562	00/11/2022	HERMANUS OFFICE NATIONAL	R 62,029	R 9,301	R 71,330	7 2000 PLASTIC CHAIRS
1278	127778	20562	00/11/2022	OVERBERG AGR BECH VNK (PTY) LTD	R 34,100	R 512.9	R 34,612	3 0319 HOSE FITTING
1279	127779	20562	00/11/2022	EVELYN'S PAINTING SERVICE	R 2,000.00	-	R 2,000.00	2 000 000 PAINTING OF WALL
1280	127780	20562	00/11/2022	BIDVEST WALTONS	R 31,165	R 460.75	R 31,625	3 5840 SHOES
1281	127781	20562	00/11/2022	SAURS AND TELLS	R 1,000,200	R 1,504.80	R 1,001,704	12 2 7000 CLOTHING
1282	127782	20562	00/11/2022	CUSTOM SECURITY LTD	R 1,900,000	-	R 1,900,000	19 0000 FLOOR MAINTENANCE
1283	127783	20562	00/11/2022	AUTUMN SKIS TAILORING 491	R 1,978,000	-	R 1,978,000	19 7900 REPAIR GATE
1284	127784	20562	00/11/2022	ENYBROWLDRIE (PTY) LTD	R 3,210,000	R 3,465.00	R 3,213,465	35 5000 THE INVESTIGAT ION
1285	127785	20562	00/11/2022	VMS MEDICAL SUPPLIES (PTY) LTD	R 7,922.50	R 118,317	R 126,239	31 1007 MEDICATION
1286	127786	20562	00/11/2022	HERBING OFFICE NATIONAL	R 2,425,000	R 36,573.0	R 2,461,573	27 88750 OPTIC LANTARE
1287	127787	20562	00/11/2022	HS METALWORKS	R 2,000,000	-	R 2,000,000	2 000 000 STORMWATER MARKET
1288	127788	20562	00/11/2022	ERIC BOOKER PROMOTIONS	R 1,652,117	R 24,783	R 1,676,900	19 0000 SIGNS
1289	127789	20562	00/11/2022	BALUBERS TRADE DEPOT	R 1,790,500	R 26,041	R 1,816,541	19 9605 SMALL TOOLS
1290	127790	20562	00/11/2022	BE-CHEERMANUS	R 1,687,500	R 25,300	R 1,712,800	16 4124 PINE POLES
1291	127791	20562	00/11/2022	PREMIUM BROCHERS (PTY) LTD	R 18,702,500	R 286,200	R 18,988,700	215 0728 CLOTHING

#	REQ NO	ORDER NO	ORDER DATE	CREDITOR NAME	ORDER AMOUNT - EXCL VAT	VAT AMOUNT	ORDER AMOUNT - VAT INCL	DESCRIPTION OF THE ORDER
1292	127098	26007 8	09/11/2022	HEINZ SAUNDERS BATHS	1,192.00	15.57	1,207.57	11.9L20 BLUE CEMENT
1293	127098	26007 4	09/11/2022	HEINZ SAUNDERS BATHS	20.00	0.00	20.00	25L1500 BLACK PIPE
1294	126813	26007 5	09/11/2022	PAUL AGRI AGRIWALK LIQUOR	1,625.00	2,435.25	4,060.25	180.702.5 SPA IT ROLLS
1295	126725	26007 6	09/11/2022	PLASTIC LIVING TRADING LTD	1,082.00	2,074.80	3,156.80	22.00000 PLUMBOLE
1296	127034	26007 7	09/11/2022	NUSSER AND BROS BATHS	5,281.00	69.750	5,350.75	5.9.785.0 WESTING HOUSE TANGENT
1297	127033	26007 8	09/11/2022	COVERS AND AGRIWALK LIQUOR	1,689.57	25.143	1,714.71	19.430.0 WOODWORKERS
1298	127040	26007 9	09/11/2022	HERMAUS EXTRAGLASSER BER	1,710.00	25.150	1,735.15	19.665.0 SAFE TV SINGS
1299	127044	26008 0	09/11/2022	WEST WALTHAM	88.472	14.771	103.243	11.324.3 SHARIES
1300	127039	26008 1	09/11/2022	CONCRETE TILES	19,337.00	2,900.55	22,237.55	22.237.55 BLOOR PIG
1301	127013	26008 2	09/11/2022	HERMAUS BATHS	6,830.37	1,024.50	7,854.87	78.540.3 BATHING BLOKS
1302	127027	26009 7	10/11/2022	HERMAUS BATHS	2,000.00	-	2,000.00	20.000.0 DETACHING BATHING
1303	127025	26009 8	10/11/2022	HERMAUS BATHS	1,709.28	25.629	1,734.90	58.480.0 BATHING BLOKS
1304	127048	26009 9	10/11/2022	HERMAUS BATHS	1,950.00	-	1,950.00	19.500.0 PAINTING
1305	127110	26070 1	10/11/2022	HERMAUS BATHS	1,717.57	25.763	1,743.33	19.752.0 HARDWARE ITEMS
1306	127066	26070 2	10/11/2022	HERMAUS BATHS	1,408.43	21.127	1,429.55	14.137.0 CARBIDE TRES
1307	127035	26070 3	10/11/2022	HERMAUS BATHS	133.57	2.023	1,161.57	1.530.0 ISOLE OLIV
1308	127034	26070 4	10/11/2022	HERMAUS BATHS	9,433.30	1,431.50	10,864.80	10.9.740.0 PAINT
1309	127033	26070 5	10/11/2022	HERMAUS BATHS	4,321.04	64.810	4,385.85	4.960.0 BLENDING BLOKS
1310	127033	26070 6	10/11/2022	HERMAUS BATHS	53,949.00	5,032	59,981.00	59.941.0 HOLE SAW
1311	126719	26070 7	10/11/2022	HERMAUS BATHS	1,077.99	16.161	1,094.15	1.2.30.0 WHEELBARROW
1312	127038	26070 8	10/11/2022	HERMAUS BATHS	1,734.00	2,801.00	4,535.00	19.430.0 WREST BANDS
1313	127038	26070 9	10/11/2022	HERMAUS BATHS	1,678.70	25.180	1,703.88	19.385.0 STORMWATER MITTING
1314	127038	26071 0	10/11/2022	HERMAUS BATHS	1,486.505	2,244.85	3,731.35	17.2.10.5 HOSES AND FITTINGS
1315	127219	26071 1	10/11/2022	HERMAUS BATHS	4,900.00	-	4,900.00	49.000.0 CATERING
1316	127219	26071 2	10/11/2022	HERMAUS BATHS	7,439.00	1,115.85	8,554.85	85.548.5 CEILING PLASTER
1317	127084	26071 3	10/11/2022	HERMAUS BATHS	25,980.24	-	25,980.24	25.980.24 RETORTICULARIES
1318	127040	26071 4	10/11/2022	HERMAUS BATHS	1,504.00	22.500	1,526.50	1.7.20.0 STAIRWAY
1319	127040	26071 5	10/11/2022	HERMAUS BATHS	1,799.00	11.210	1,810.20	8.9.40.0 SERVICE ON VEHICLE UNDER
1320	127040	26071 6	10/11/2022	HERMAUS BATHS	4,870.45	70.057	4,940.50	5.6.0.0 GARAGE MOTOR
1321	127040	26071 7	10/11/2022	HERMAUS BATHS	78.252	11.238	89.490	89.490.0 B.A.T.C. TABLES
1322	127040	26071 8	10/11/2022	HERMAUS BATHS	4,315.45	64.235	4,379.68	49.630.0 DETOILER
1323	127040	26071 9	10/11/2022	HERMAUS BATHS	1,661.29	24.921	1,686.21	1.9.10.0 STAIRWAY
1324	127040	26072 0	10/11/2022	HERMAUS BATHS	2,451.00	36.465	2,487.45	27.965.0 ELECTRICAL COIL
1325	127040	26072 1	10/11/2022	HERMAUS BATHS	2,217.70	33.266	2,250.96	25.603.6 COUNTER TOP
1326	127040	26072 2	10/11/2022	HERMAUS BATHS	13,121.74	1,518.20	14,640.00	11.6.40.0 CEILING BRICKS
1327	127040	26072 3	10/11/2022	HERMAUS BATHS	62,600.00	9,340	71,940.00	7.19.0.0 HARDWARE ITEMS
1328	127040	26072 4	10/11/2022	HERMAUS BATHS	3,157.20	47.363	3,204.56	3.6.31.3 GLASS SAFE
1329	127040	26072 5	10/11/2022	HERMAUS BATHS	6,150.00	-	6,150.00	61.500.0 TRIPARTITE ONE
1330	127040	26072 6	10/11/2022	HERMAUS BATHS	79,941.00	-	79,941.00	79.941.0 REFRESHMENTS
1331	127040	26072 7	10/11/2022	HERMAUS BATHS	1,363.86	24.600	1,388.46	1.363.86 REFRESHMENTS
1332	127040	26072 8	10/11/2022	HERMAUS BATHS	1,640.00	24.600	1,664.60	1.640.00 HARDWARE ITEMS
1333	127040	26072 9	10/11/2022	HERMAUS BATHS	7,162.71	1,074.41	8,237.12	8.2.37.12 DETOILER
1334	127040	26073 0	10/11/2022	HERMAUS BATHS	2,000.00	-	2,000.00	20.000.0 GENERAL MAINTENANCE
1335	127040	26073 1	10/11/2022	HERMAUS BATHS	8,500.00	-	8,500.00	85.000.0 CHANGE DOOR
1336	127040	26073 2	10/11/2022	HERMAUS BATHS	4,596.50	68.133	4,664.63	5.2.84.3 SOFF SHIRTS
1337	127040	26073 3	10/11/2022	HERMAUS BATHS	1,250.17	18.743	1,268.91	1.4.40.0 BUNJACK GENERATOR
1338	127040	26073 4	10/11/2022	HERMAUS BATHS	8,695.45	1,304.35	10,000.00	10.000.0 BUNDS
1339	127040	26073 5	10/11/2022	HERMAUS BATHS	1,718.08	25.171	1,743.25	1.9.75.7.9 CATERING
1340	127040	26073 6	10/11/2022	HERMAUS BATHS	6,524.74	-	6,524.74	65.247.4 CATERING
1341	127040	26073 7	10/11/2022	HERMAUS BATHS	782.00	11.238	793.23	89.949.0 PROOF PAINT
1342	127040	26073 8	10/11/2022	HERMAUS BATHS	1,661.74	24.950	1,686.69	1.9.13.0 ELECTRICAL ITEMS
1343	127040	26073 9	10/11/2022	HERMAUS BATHS	2,400.00	-	2,400.00	24.000.0 REPAIR GATE
1344	126813	26077 0	15/11/2022	DE VALERIO	1,687.50	25.313	1,712.81	1.9.40.3 PRINT POSTER
1345	126813	26077 1	15/11/2022	DE VALERIO	1,250.00	-	1,250.00	1.2.50.0 WHATER PROOF PLAG
1346	127040	26077 2	15/11/2022	HERMAUS BATHS	2,720.00	40.000	2,760.00	51.280.0 BATHING BLOKS
1347	127040	26077 3	15/11/2022	HERMAUS BATHS	1,257.800	1,886.70	3,144.50	14.464.0 HANDHELD OPS
1348	127040	26077 4	15/11/2022	HERMAUS BATHS	23,800.00	-	23,800.00	23.800.0 REPAIR BATHROOM
1349	127040	26077 5	15/11/2022	HERMAUS BATHS	98,443	143.77	98,586.77	10.793.0 PAINT
1350	127040	26077 6	15/11/2022	HERMAUS BATHS	2,800.00	-	2,800.00	32.500.0 IRRIGATION WARRERS

#	REQ. NR	ORDER NO	ORDER DATE	CREDITOR NAME	ORDER AMOUNT - EXCEL VAT	VAT AMOUNT	ORDER AMOUNT - VAT INCL	DESCRIPTION OF THE ORDER
1354	128019	200791	15/11/2022	HERMANUS GARCC	0	16,308	16,308	6x5 REEL
1355	127981	200792	15/11/2022	OVERBERG AGR BIEDRYK (PTY) LTD	0	70,157	70,157	81,000 KILN
1356	127920	200793	15/11/2022	MILTONS BELLS DAMASCUS	0	7,322,04	10,643	84,2035 K. RENTNY BOARDS
1357	127920	200794	15/11/2022	OVERBERG WELLDIEN ASSOC	0	2,000,00	1,086,31	20,000 K. MARTEL BUTT HOUDERS
1358	127920	200795	15/11/2022	OFFICE TECH	0	40,005	7,304	5,645.9 DATE STAMP
1359	127983	200796	15/11/2022	BIDVEST WALTIONS	0	1,724,03	25,865	1,914.8 STATIONERY
1360	127215	200798	15/11/2022	HERMANUS BALDIT (PTY) LTD	0	5,139,13	77,007	59,1000 PAPER
1361	127728	200799	15/11/2022	HOKEMARKE FOODS	0	4,300,00	-	43,0000 KATERING
1362	128029	200800	15/11/2022	HERMANUS MOWER CENTRE	0	1,798,15	26,072	1,988.65 MOWER SPARES
1363	128122	200801	15/11/2022	GILBERTS CATERING	0	1,960,00	-	1,960,000 K.ATERING
1364	127405	200802	15/11/2022	BANGKAMNYA (PTY) LTD	0	2,650,00	88,750	28,1750 SYNTHETIC GRASSES
1365	127959	200803	15/11/2022	BIDVEST WALTIONS	0	2,582,61	38,129	29,7000 STATIONERY
1366	127997	200804	15/11/2022	OK FOODS GARBANI	0	20,084	3,013	2,2007 REFRESHMENTS
1367	127988	200805	15/11/2022	LEBENANT TRAMPING ACADEMY	0	1,895,000	2,827,50	21,67500 CHERRY PICKER THAWING
1368	127943	200806	16/11/2022	OFFICE TECH	0	1,040,50	80,9650	80,9650 OUTDOOR CHAIRS AND TABLES
1369	128142	200811	16/11/2022	GARBANI BALDIT (PTY) LTD	0	6,950,35	17,125	13,3200 K. HONRE
1370	128143	200812	16/11/2022	GARBANI BALDIT (PTY) LTD	0	28,887	4,309	3,2900 FLOOR FLOORS
1371	128024	200821	16/11/2022	GARBANI ARTCO AND REFRIGERATION	0	69,000	9,750	7,4750 REFRIGER
1372	128024	200822	16/11/2022	SUPA OLIO KLERMANO	0	69,523	9,928	7,6501 VEHICLE REPAIRS/SPARES
1373	128024	200823	16/11/2022	SUPA OLIO KLERMANO	0	1,391,30	20,870	16,0000 VEHICLE REPAIRS/SPARES
1374	127428	200827	17/11/2022	BULLERIE TRADE DEPOT	0	6,094,76	1,004,22	76,9900 CORDLESS WOODLUM CLEARER
1375	127761	200832	17/11/2022	DEERLIE PRINTING	0	2,940,00	-	25,9000 PRINT ID CARDS
1376	128159	200833	17/11/2022	OVERBERG PEST CONTROL CC	0	1,965,00	-	1,965,000 PEST CONTROL
1377	128169	200834	17/11/2022	GILBERTS CATERING	0	1,960,00	-	1,960,000 K.ATERING
1378	127920	200835	17/11/2022	GARBANI BALDIT (PTY) LTD	0	3,234,83	48,517	37,1900 HARDWARE ITEMS
1379	128003	200836	17/11/2022	BCC OHEERMANUS	0	1,712,17	25,683	1,99000 CORDLESS DRILL
1380	127119	200837	17/11/2022	KOP 2134618/SOUTH AFRICA	0	1,462,400	-	146,2400 PRINT HUT
1381	128124	200844	17/11/2022	ERIC BOOKER PHOTOKON	0	1,669,57	25,048	1,9,2000 PRINT STICKERS
1382	128125	200845	17/11/2022	GLASSMAN HERMANUS (PTY) LTD	0	40,070	6,130	4,7000 MIRRORS
1383	128126	200846	17/11/2022	HERMANUS FARMS	0	64,848	9,227	7,6575 VEHICLE REPAIRS/SPARES
1384	127951	200847	17/11/2022	WIGARD INSTALLATIONS	0	56,522	8,478	6,5000 REPAIR GATE MOTOR
1385	127948	200848	17/11/2022	LOGO ELECTRICAL WHOLESALER	0	6,277,30	94,005	22,1315 SERVICE GENERATOR
1386	127981	200849	17/11/2022	BIDVEST WALTIONS	0	2,322,24	34,809	26,7123 STATIONERY
1387	127407	200850	17/11/2022	SINGLE SA HERMANUS SOBEE	0	3,300,00	-	33,0000 EMBOSSERY
1388	127511	200851	17/11/2022	BIDVEST WALTIONS	0	1,226,697	1,840,06	14,10742 STATIONERY
1389	127205	200852	17/11/2022	VEES CLEANING SOLUTIONS	0	1,150,000	-	11,500,000 PAINTING
1390	126947	200854	17/11/2022	IAN DICK & COMPANY (PTY	0	2,058,500	3,087,76	29,67275 SUBMERSIBLE PUMP
1391	127487	200855	17/11/2022	IK SUPPLERS	0	1,130,43	16,957	1,800,000 STATIONERY
1392	126962	200856	17/11/2022	BULLERIE TRADE DEPOT	0	8,995,87	1,340,38	102,7675 HARDWARE ITEMS
1393	128157	200857	17/11/2022	ALEX GRANT PHARMACY	0	34,968	2,242	1,7100 MEDICATION
1394	128146	200858	17/11/2022	HERMANUS MOWER CENTRE	0	1,694,94	25,274	1,9,3748 MOWER SPARES
1395	128145	200859	17/11/2022	ANTONYS CONCRETE AND STEEL	0	1,942,00	-	1,9,2500 CONCRETE POLES
1396	127104	200862	17/11/2022	KAAPPAAR AGRIMARK LIJDOOR	0	2,798,04	41,071	31,4875 CLOTHING
1397	128109	200863	17/11/2022	GARBANI BALDIT (PTY) LTD	0	96,165	14,425	1,10500 WOODEN BOARDS
1398	127919	200864	17/11/2022	MOLINA 8 (PTY) LTD	0	2,745,50	33,683	25,6223 WOODEN BOARDS
1399	126935	200865	17/11/2022	METWIN PROJECTS (PTY) LTD	0	1,800,000	-	18,000,000 BULDOZERS
1400	127981	200866	17/11/2022	KAAPPAAR AGRIMARK LIJDOOR	0	1,520,96	22,908	1,7,5000 CLOTHING
1401	127803	200868	17/11/2022	OFFICE FOR YOU PVT LTD	0	2,076,365	3,142,06	20,96170 STATIONERY
1402	127546	200869	17/11/2022	OVERBERG AGR BIEDRYK (PT	0	6,900,00	65,400	50,1000 CORDLESS GRADER
1403	128106	200871	17/11/2022	KAAPPAAR AGRIMARK LIJDOOR	0	75,000	1,250	80250 C-CABLE TIES
1404	127968	200872	17/11/2022	LUMBER & LAMIN	0	6,696,22	1,004,43	7,70065 MOWER SPARES
1405	127592	200874	17/11/2022	LUMBER & LAMIN	0	3,869,20	50,538	38,7458 MOWER SPARES
1406	128093	200875	17/11/2022	A/IMBEDIENS GARBANI	0	94,000	14,100	1,08100 VEHICLE REPAIRS/SPARES
1407	128149	200882	18/11/2022	SUPA OLIO HERMANUS	0	1,679,61	25,108	19,2665 VEHICLE REPAIRS/SPARES
1408	128095	200884	18/11/2022	VEES CLEANING SOLUTIONS	0	1,900,00	-	1,900,000 REPAIR PART
1409	128135	200885	18/11/2022	GARBANI APTEK	0	12,642	1,800	1,4638 MEDICINE
1410	128131	200886	18/11/2022	PATROX INSTALLATIONS (PT	0	1,500,00	-	15,000,000 REPAIR TV
1411	128053	200888	18/11/2022	BULLERIE TRADE DEPOT	0	86,785	13,017	9,9800 BATTERY PACK
1412	128129	200897	18/11/2022	ERIC BOOKER PHOTOKON	0	1,617,39	24,261	1,800,000 PRINT STICKER
1413	128144	200898	18/11/2022	HERMANUS MOWER CENTRE	0	76,787	11,518	8,6000 MOWER SPARES
1414	128187	200899	18/11/2022	HERMANUS FARMS	0	76,351	11,500	8,7791 VEHICLE REPAIRS/SPARES
1415	128194	200900	18/11/2022	HERMANUS BALDIT (PTY) LTD	0	88,007	10,303	7,8000 SMALL TOOLS

#	REQ. NO	ORDER NO	ORDER DATE	CREDITOR NAME	ORDER AMOUNT - EXCL. VAT	VAT AMOUNT	ORDER AMOUNT - VAT INCL.	DESCRIPTION OF THE ORDER
1416	128171	200901	18/11/2022	AUDIX EXPRESS HERMANUS	1,693.23	24.949	1,718.18	LED LIGHTS
1417	128172	200902	18/11/2022	SLAN QUACK HERMANUS	1,013.04	15.196	1,028.23	11,650.00 VEHICLE REPAIRS/PARTS
1418	128186	200903	18/11/2022	HERMANUS HANDWARE ITEMS	844.35	12.605	856.95	9,710.00 HANDWARE ITEMS
1419	128180	200904	18/11/2022	BLINDWORKING BLIND IT	52,743.00	754.8	53,497.80	6067.72 MOSE AND FITTINGS
1420	128176	200907	18/11/2022	HERMANUS MOWER CENTRE	31,304.00	450.96	31,754.96	3650.00 SMALL TOOLS
1421	128177	200908	18/11/2022	BLINDWORKING BLOW-UP MODEL	794.96	11,926	12,720.96	9,142.00 MOSE AND FITTINGS
1422	127949	200909	18/11/2022	COLOURKING GRAPHIC DESIGNS	3,800.00	57,000	60,800.00	4,370.00 PRINT BROTHERS
1423	127977	200910	18/11/2022	INKLAND R PTY LTD	6,777.78	1,016.67	7,794.45	77,944.55 DOUBLE SWIV CABINET
1424	127777	200911	18/11/2022	THE AFRICANGOPSY PTY LTD	1,009.68	-	1,009.68	11,599.88 GAS REFILL
1425	128149	200918	18/11/2022	FLD SPECIALIZED PRODUCTS	10,920.00	-	10,920.00	10,500.00 COORDINATIONS
1426	127280	200919	18/11/2022	HOORNAAR FOODS	2,200.00	3,300.00	5,500.00	25,000.00 WASTE DUMSTER R.N.S
1427	128259	200920	18/11/2022	PLC SUPPLIERS	158,775.00	-	158,775.00	18,775.00 CATERING
1428	128783	200921	21/11/2022	PLETT BROTHERS PTY LTD	1,391.026	2,089.24	3,480.26	15,950.00 STA TORE RT
1429	128931	200922	21/11/2022	BROTHERS BROTHERS	2,698.70	39,130	41,828.70	10,000.00 ACCOMMODATION
1430	127893	200926	21/11/2022	BROTHERS BROTHERS	98,500.00	14,775	113,275	11,327.55 MEDICINE
1431	127163	200929	21/11/2022	BROTHERS BROTHERS	3,876.07	58,141	62,017.07	44,574.88 STA TORE RT
1432	127163	200930	21/11/2022	BROTHERS BROTHERS	5,612.28	84,141	89,754.28	64,548.11 STA TORE RT
1433	128273	200931	21/11/2022	GILBERTS CATERING	1,500.00	-	1,500.00	1,500.00 CATERING
1434	128073	200932	21/11/2022	BLINDWORKING BLOW-UP MODEL	51,729.00	77.61	51,806.61	5,950.00 TILE CEMENT
1435	128073	200933	21/11/2022	HERMANUS MOWER CENTRE	1,798.24	28,017.8	29,816.04	1,994.32 MOWER PARTS
1436	127793	200936	21/11/2022	GILBERTS CATERING	5,800.00	-	5,800.00	5,800.00 CATERING
1437	127765	200940	21/11/2022	BROTHERS BROTHERS	6,700.00	-	6,700.00	6,200.00 ACCOMMODATION
1438	127965	200942	21/11/2022	BAILEYS TRADE DEPOT	2,474.78	3,710.22	6,185.00	28,450.00 HANDWARE ITEMS
1439	127715	200945	21/11/2022	DUPLESSIS AA	1,480.00	-	1,480.00	11,400.00 CATERING
1440	127633	200946	21/11/2022	AUDIX EXPRESS HERMANUS	3,091.22	58,870	61,962.22	45,900.00 FLOOR LIGHT
1441	128208	200948	22/11/2022	BLINDWORKING GLASS AND ALUMI	1,042.00	-	1,042.00	10,420.00 GLASS
1442	128312	200949	22/11/2022	DK FOODS GAMBANI	778.15	11,672	12,450.15	9,948.77 REFRESHMENTS
1443	128215	200970	22/11/2022	BROTHERS BROTHERS	589.32	8,840	9,429.32	6,772.2 STA TORE RT
1444	128212	200971	22/11/2022	BROTHERS BROTHERS	75.371	11,308	11,383.37	9,647.7 KITCHEN ITEMS
1445	128222	200972	22/11/2022	GATEWAY SUPPLIES SPARK & TOPS	1,004.78	15,522	16,526.78	1,900.00 HANDWARE ITEMS
1446	128331	200974	23/11/2022	HERMANUS OFFICE NATIONAL	702.78	10,542	11,244.78	808.20 STA TORE RT
1447	127989	200975	23/11/2022	BROTHERS BROTHERS	13,410.04	2,311.51	15,721.55	17,721.55 HANDWARE ITEMS
1448	127754	200976	23/11/2022	BROTHERS BROTHERS	6,076.10	91,142	97,218.10	6,987.52 FLOOR
1449	128338	200979	23/11/2022	REIBING OFFICE NATIONAL	14,316.00	2,150.40	16,466.40	16,466.40 OFFICE FURNITURE
1450	128205	200986	23/11/2022	ALEX GRANITPHARMACY	90.00	1,351	1,441.00	1,036.11 MEDICATION
1451	128197	200987	23/11/2022	GILBERTS CATERING	1,000.00	-	1,000.00	10,000.00 CATERING
1452	128272	200989	23/11/2022	CUSTOM GROUP PTY LTD	1,999.00	-	1,999.00	19,990.00 VEHICLE REPAIRS/PARTS
1453	128276	200990	23/11/2022	HERMANUS BLIND IT PTY LTD	1,716.10	25,741	27,457.10	19,735.11 HANDWARE ITEMS
1454	128255	200991	23/11/2022	AMARCO DOORS	582.61	8,739	9,321.61	6,700.00 INTERCOM
1455	127960	200992	23/11/2022	HERMANUS OFFICE NATIONAL	26,456.00	-	26,456.00	26,456.00 CUSTOMER SERVICE
1456	127841	200993	23/11/2022	HERMANUS OFFICE NATIONAL	1,500.00	-	1,500.00	10,500.00 PAINTING
1457	126072	200994	23/11/2022	NETWORTH INDUSTRIES PTY LTD	9,347.83	95,217	104,565.63	73,000.00 VACUUM CLEANER
1458	127959	200995	23/11/2022	NET SUPPLIERS	3,997.80	59,967	63,964.80	45,974.7 HANDWARE ITEMS
1459	127875	200996	23/11/2022	BROTHERS BROTHERS	4,600.00	69,300	73,900.00	53,100.00 PAINT
1460	127908	200999	23/11/2022	BROTHERS BROTHERS	2,873.46	43,102	45,976.46	33,044.7 PAINT
1461	127635	201000	23/11/2022	BROTHERS BROTHERS	2,403.73	3,605.61	6,009.34	27,600.00 THERMOS
1462	128208	201001	23/11/2022	AMARCO DOORS	1,594.78	23,222	24,816.78	17,800.00 CO CONTROLLER
1463	127782	201002	23/11/2022	AMARCO DOORS	646.26	9,694	10,340.26	7,451.00 SMALL TOOLS
1464	127962	201003	23/11/2022	BROTHERS BROTHERS	6,016.03	92,254	98,270.03	89,100.7 PAINT
1465	127783	201004	23/11/2022	BROTHERS BROTHERS	19,154.00	2,313.10	21,467.10	19,267.10 DOOR
1466	128072	201005	23/11/2022	BROTHERS BROTHERS	3,126.29	48,305	51,431.29	35,360.4 PAINT
1467	127643	201006	23/11/2022	PRC BOOKER PRODUCTIONS	2,405.00	36,875	39,280.00	29,857.5 INFORMATION SIGNS
1468	127641	201007	23/11/2022	APR LOUW OCCASIONAL FRED	7,100.00	-	7,100.00	71,000.00 OCCUPATION & EVALUATION
1469	127676	201008	23/11/2022	PLUMBING SA PTY LTD	5,633.60	84,508	90,141.60	62,766.8 PLUMBING ITEMS
1470	128272	201009	23/11/2022	AUDIX EXPRESS HERMANUS	1,097.80	16,469	17,566.80	12,623.5 ELECTRIC & IT/MS
1471	127278	201010	23/11/2022	REIBING OFFICE NATIONAL	2,847.63	3,671.45	6,519.08	281,479.2 STA TORE RT
1472	128075	201011	23/11/2022	BROTHERS BROTHERS	1,585.88	23,032	24,617.88	17,658.0 READING BOOKS
1473	128000	201012	23/11/2022	NETWORTH INDUSTRIES PTY LTD	1,000.00	-	1,000.00	20,000.00 PAINTING
1474	128345	201013	23/11/2022	GILBERTS CATERING	1,825.00	-	1,825.00	18,250.00 CATERING
1475	128349	201014	23/11/2022	NETWORTH INDUSTRIES PTY LTD	1,409.70	19,048	20,458.70	4,861.00 PLASTIC CONTAINERS
1476	127941	201015	23/11/2022	PETRI BROTHERS SPORTSWEAR	17,600.00	2,670.00	20,270.00	204,000.00 SPORT EQUIPMENT
1477	128149	201016	23/11/2022	DK FOODS GAMBANI	1,121.14	23,420	24,541.14	17,800.00 JAN TRAY

#	REQ NO	ORDER NO	ORDER DATE	CREDITOR NAME	ORDER AMOUNT - EXCEL VAT	VAT AMOUNT	ORDER AMOUNT - VAT INCL	DESCRIPTION OF THE ORDER
1478	12760.3	261017	2011/02/22	L'EXPERIENCE (PTY) LTD - 46	1,517.00	0.00	27,255.00	17,455.50 GOVERNMENT BOOKS
1479	12810.3	261019	2011/02/22	KETWIN PROJECTS (PTY) LTD	2,000.00	0.00	2,000.00	2,000.00 SERVICE DOOR
1480	12820.3	261020	2011/02/22	GLORIANA ALEX ANGEL	1,980.00	0.00	1,980.00	1,980.00 C. ELMORE GABGETS
1481	12821.1	261021	2011/02/22	GLORIANA ALEX ANGEL	1,296.42	185.47	1,481.89	1,421.90 HARROW ART ITEMS
1482	12831.9	261028	2011/02/22	A. JIMBOCORDERO GARBANAI	66.00	0.00	9,900.00	7,500.00 VEHICLE REPAIRS SPARES
1483	12831.8	261029	2011/02/22	SUPA OLIO BLENFORD	13,043.00	1,957.00	19,250.00	19,250.00 MOWER SPARES
1484	12831.5	261030	2011/02/22	HERMANUS POWER CENTRE	1,077.83	0.00	25,107.00	19,250.00 MOWER SPARES
1485	12831.5	261031	2011/02/22	OUTSTOCK SUPPLY LTD	1,999.00	0.00	2,300.00	1,999.00 MUST REPAIR
1486	12831.3	261032	2011/02/22	ENGLES, KARENNE AERIAL AND	2,300.00	0.00	37,233.00	2,300.00 PAL SYSTEM
1487	12788.1	261034	2011/02/22	BEWEST WALTHONS	2,482.20	0.00	2,482.20	2,482.20 STATIONERY
1488	12811.3	261035	2011/02/22	SAVOY HOTELS	1,702.61	255.39	1,958.00	1,958.00 ACCOMMODATION
1489	12796.8	261036	2011/02/22	PPF HERMANUS	4,532.42	0.00	0,783.96	5,216.38 CESTERN
1490	12700.2	261037	2011/02/22	AMPHOC DOORS	12,781.26	1,917.59	14,700.00	14,700.00 REPAIR ROLLERSHUTTER DOOR
1491	12700.2	261038	2011/02/22	HENDRICKS M	16,300.00	0.00	16,300.00	16,300.00 MAINTENANCE WORK
1492	12896.2	261039	2011/02/22	SUPA OLIO BLENFORD	1,721.74	0.00	25,836.00	1,721.74 BATTERY
1493	12790.6	261040	2011/02/22	MOLENAAR (PTY) LTD	1,535.89	0.00	230.98	1,766.27 POWER TOOLS
1494	12733.9	261042	2011/02/22	DE VALLETS D	4,800.00	0.00	4,800.00	4,800.00 PAINT WALS
1495	12838.8	261044	2011/02/22	GARBANAI BUILDIT (PTY) LTD	1,159.43	173.47	1,332.90	1,332.90 HEDGE CLIPPER
1496	12831.0	261045	2011/02/22	GARBANAI BUILDIT (PTY) LTD	1,233.74	185.00	1,418.74	1,418.74 HARROW ART ITEMS
1497	12855.4	261046	2011/02/22	HERMANUS OFFICE NATIONAL	73,883.00	11,079.00	84,962.00	84,962.00 DIARIES
1498	12795.9	261047	2011/02/22	GARBANAI BUILDIT (PTY) LTD	2,547.89	0.00	35,217.00	26,999.97 PAINT
1499	12797.6	261048	2011/02/22	KOD 213486 (E/SOUTH AFRICA	9,980.00	0.00	9,980.00	9,980.00 INSTALLATION OF GUTTERS
1500	12763.6	261049	2011/02/22	OFFICE FOR YOU (PTY) LTD	5,195.00	0.00	779.25	5,974.25 MEGAPHONE
1501	12782.7	261050	2011/02/22	WALDOO MARKETING (PROMANE	1,019.50	0.00	242.77	1,861.27 PAINT
1502	12792.7	261051	2011/02/22	OVERBERG AGR BEDIENING (PT	2,712.04	405.96	405.96	3,118.00 BRIT POLES
1503	12783.2	261052	2011/02/22	BOLT AND ENGINEERING DIST	3,104.20	465.03	465.03	35,698.3 HARROW ART ITEMS
1504	12774.0	261053	2011/02/22	REBBERG OFFICE NATIONAL	2,910.25	435.64	3,345.89	3,345.89 STATIONERY
1505	12688.1	261054	2011/02/22	MC KWANA TOURS	36,000.00	0.00	0.00	5,650.00 TRANSPORT PEOPLE
1506	12762.4	261055	2011/02/22	OVERBERG AGR BEDIENING (PTY) LTD	8,950.00	1,399.50	10,269.96	10,269.96 CLOTHING
1507	12763.2	261056	2011/02/22	OVERBERG AGR BEDIENING (PTY) LTD	4,000.00	600.00	4,600.00	4,600.00 SHOOTING PRACTICE
1508	12680.0	261057	2011/02/22	MOLENAAR (PTY) LTD	2,607.00	0.00	34,800.00	26,680.00 VACUUM CLEANER
1509	12680.0	261058	2011/02/22	OFFICE FOR YOU (PTY) LTD	1,310.00	0.00	3,010.20	29,880.00 COPPAINTER
1510	12721.3	261059	2011/02/22	A ANGEL WELDING SOLUTIONS	1,501.00	0.00	23,360.00	15,000.00 ANIMAL HOLDING FACILITY
1511	12624.7	261060	2011/02/22	PPF HERMANUS	1,557.36	0.00	8,804.00	1,700.00 COPPER TUBING
1512	12624.8	261061	2011/02/22	HERMANUS HARDWARE ITEMS	58,626.00	8,804.00	67,430.00	67,430.00 SMALL TOOLS
1513	12613.6	261062	2011/02/22	KAAP AGR ASPIRANT LIGGAAR	1,695.77	254.37	19,541.4	19,541.4 HIRSA TON SPARES
1514	12634.3	261063	2011/02/22	ERIC BOOKER PROMOTIONS	1,113.04	166.96	2,017.33	2,017.33 SIGNBOARD
1515	12795.2	261064	2011/02/22	WALDOO MARKETING (PROMANE	1,754.20	0.00	4,158.00	3,187.51 BOOKS
1516	12655.2	261066	2011/02/22	BUILDERS TRADE DEP OT	27,517.00	4,158.00	1,926.6	1,926.6 VEHICLE REPAIRS SPARES
1517	12657.8	261067	2011/02/22	HERMANUS MEDIA	10,025.00	1,561.00	18,300.00	18,300.00 CLOTHING
1518	12629.7	261068	2011/02/22	STARTLINE (PTY) LTD	1,603.78	2,195.22	5,763.7	5,763.7 CLEANING ITEMS
1519	12657.0	261077	2011/02/22	BURVEST WALTHONS	32,728.00	4,929.00	115,000.00	115,000.00 PAINTING OF BUILDING
1520	12744.7	261078	2011/02/22	MOUTHU AND SON (PTY) LTD	1,150.00	0.00	18,500.00	18,500.00 HARROW ART ITEMS
1521	12624.6	261079	2011/02/22	HERMANUS HARDWARE ITEMS	1,613.91	24,229.00	9,184.97	9,184.97 PAINT BRACKETS
1522	12657.5	261080	2011/02/22	KAAP AGR ASPIRANT LIGGAAR	794.00	11,947.00	7,907.0	7,907.0 OFFICE EQUIPMENT
1523	12796.3	261081	2011/02/22	VELO WHANGO TRAINING CC	6,354.00	95,310.00	104.33	7,930.00 PINE PLANS
1524	12834.4	261082	2011/02/22	HERMANUS BUILDIT (PTY) LTD	69,527.00	25,505.00	19,000.00	19,000.00 ACCOMMODATION
1525	12843.1	261083	2011/02/22	WINDSOR HOTEL	1,704.25	0.00	29,975.7	29,975.7 FLOOD LIGHTS
1526	12795.1	261084	2011/02/22	BO TRAFERIKORREMAATK	2,434,571.00	3,651.00	38,998.0	38,998.0 WELDING TOOLS
1527	12799.2	261085	2011/02/22	GARBANAI BUILDIT (PTY) LTD	3,391.13	50,667.00	25,875.0	25,875.0 SAFE TY SPES
1528	12789.1	261086	2011/02/22	BOLT AND ENGINEERING DIST	2,250.00	37,750.00	27,500.0	27,500.0 MEGAPHONE
1529	12796.5	261087	2011/02/22	VELO WHANGO TRAINING CC	2,826.00	36,800.00	42,301.0	42,301.0 CODE 10 DRIVING LESSONS
1530	12759.3	261088	2011/02/22	AAAYOU DYNAMIS (PTY) LTD	2,826.00	42,301.00	11,559.8	11,559.8 WARE FRAYER
1531	12841.1	261089	2011/02/22	KAAP AGR ASPIRANT LIGGAAR	1,005.20	15,076.00	11,990.0	11,990.0 LOCK RT
1532	12796.3	261090	2011/02/22	HERMANUS BUILDIT (PTY) LTD	1,043.29	1,969.00	15,000.0	15,000.0 SECURITY GATE
1533	12797.9	261091	2011/02/22	BUCHEITMANUS	1,312.22	1,969.00	7,440.0	7,440.0 STATIONERY
1534	12825.0	261092	2011/02/22	HERMANUS OFFICE NATIONAL	1,043.50	15,653.00	12,000.0	12,000.0 HIRE OF CATERING EQUIPMENT
1535	12822.6	261093	2011/02/22	FUNCTIONHIRE.COM	1,043.50	15,653.00	2,800.0	2,800.0 CATERING EQUIPMENT
1536	12822.7	261094	2011/02/22	WPPADCAAGING (PTY) LTD	19,652.00	29.48	2,900.0	2,900.0 DOOR LOCK
1537	12812.1	261095	2011/02/22	AMPHOC DOORS	21,739.00	32,601.00	985,000	985,000 DWYERENOLIDE R
1538	12764.4	261101	2011/02/22	BE SAFE PHARMACEUTICAL CC	8,566.96	1,285.04	13,325.0	13,325.0 PHIBIT @ CARDS
1539	12784.5	261102	2011/02/22	WAB PHARMEDIA (PTY) LTD	1,150.00	0.00	172.00	172.00

#	REQ. NO	ORDER NO	ORDER DATE	CREDITOR NAME	ORDER AMOUNT - EXCL. VAT	VAT AMOUNT	ORDER AMOUNT - VAT INCL	DESCRIPTION OF THE ORDER
1540	13841	261103	2011/09/22	FOOD - HANO	47,500.00		47,500.00	C. ARTIFAS
1541	13842	261104	2011/09/22	BEWEST WALTONS	1,699.51	25.283	1,724.79	STA TORE PY
1542	13842	261105	2011/09/22	HERMANUS BERAS	1,580.00		1,580.00	REFLECTIVE TAPE
1543	13842	261106	2011/09/22	ACCORPRES HERMANUS	4,022.51	607.286	4,629.79	LUSS AND FERTILES
1544	13842	261107	2011/09/22	BAC-HERMANUS	9,197.80	1,379.67	10,577.47	PAINT
1545	13842	261108	2011/09/22	LUCK ELECTRAL WHOLESALE	1,039.60	152.294	1,191.89	LED LIGHTINGS
1546	13842	261109	2011/09/22	HERMANUS HARDWARE ITEMS	70,304.78	11,466.88	81,771.66	HARDWARE ITEMS
1547	13842	261110	2011/09/22	HERMANUS BUILDING (PTY) LTD	1,841.22	208.688	2,049.91	COLLET HOLE HOLDER
1548	13842	261111	2011/09/22	HERMANUS BUILDING (PTY) LTD	1,710.31	255.055	1,965.36	HARDWARE ITEMS
1549	13842	261112	2011/09/22	HERMANUS BUILDING (PTY) LTD	2,886.25	432.944	3,319.19	DIAPERS
1550	13842	261113	2011/09/22	HERMANUS BUILDING (PTY) LTD	1,342.46	185.37	1,527.83	HARDWARE ITEMS
1551	13842	261114	2011/09/22	HERMANUS BUILDING (PTY) LTD	1,485.00		1,485.00	GEOMETRICAL BULB/DIOW
1552	13842	261115	2011/09/22	GABRIANI BUILDIT (PTY) LTD	1,709.45	268.887	1,978.33	SMALL TOOLS
1553	13842	261116	2011/09/22	GABRIANI BUILDIT (PTY) LTD	1,999.00		1,999.00	RUST REP AIR
1554	13842	261117	2011/09/22	HERMANUS OFFICE NATIONAL	402.50	60.388	462.88	VEHICLE REPAIR SPARES
1555	13842	261118	2011/09/22	HERMANUS OFFICE NATIONAL	1,698.47	254.833	1,953.30	VEHICLE REPAIR SPARES
1556	13842	261119	2011/09/22	BAC-HERMANUS	24,617.78	3,693.00	28,310.78	ABRIL TAPE
1557	13842	261120	2011/09/22	HERMANUS OFFICE NATIONAL	99,931.00	1,710.00	101,641.00	PAINT
1558	13842	261121	2011/09/22	HERMANUS OFFICE NATIONAL	9,500.00		9,500.00	GENERAL MAINTENANCE
1559	13842	261122	2011/09/22	HERMANUS OFFICE NATIONAL	1,215,000.00	1,819.56	1,216,819.56	GENRAL MAINTENANCE
1560	13842	261123	2011/09/22	HERMANUS OFFICE NATIONAL	26,017.88	3,912.12	30,000.00	GENRAL MAINTENANCE
1561	13842	261124	2011/09/22	HERMANUS OFFICE NATIONAL	2,142,000.00	258.75	2,142,258.75	TIRE SWAGS
1562	13842	261125	2011/09/22	HERMANUS OFFICE NATIONAL	1,755.00	263.875	2,018.875	PLANTS
1563	13842	261126	2011/09/22	HERMANUS OFFICE NATIONAL	21,304.82	3,181.32	24,486.14	PAVER
1564	13842	261127	2011/09/22	HERMANUS OFFICE NATIONAL	2,908.70	441.501	3,350.20	POWER CORDS
1565	13842	261128	2011/09/22	HERMANUS OFFICE NATIONAL	9,650.00		9,650.00	C. ARTIFAS
1566	13842	261129	2011/09/22	HERMANUS OFFICE NATIONAL	1,999.53	299.933	2,299.46	DIAPERS
1567	13842	261130	2011/09/22	HERMANUS OFFICE NATIONAL	9,716.40	50.746	9,767.14	EMERGENCY PUSHLIVER
1568	13842	261131	2011/09/22	HERMANUS OFFICE NATIONAL	1,784.90	267.25	2,052.15	OFFICE SUPPLIES
1569	13842	261132	2011/09/22	HERMANUS OFFICE NATIONAL	1,649.130	277.70	1,926.83	PAVER
1570	13842	261133	2011/09/22	HERMANUS OFFICE NATIONAL	1,150.00		1,150.00	HARDFE FOR PRESSURE DRILL
1571	13842	261134	2011/09/22	HERMANUS OFFICE NATIONAL	81.28	12.241	93.52	STICKERS
1572	13842	261135	2011/09/22	HERMANUS OFFICE NATIONAL	7,500.00	1,126.20	8,626.20	FIRE HOSE REEL
1573	13842	261136	2011/09/22	HERMANUS OFFICE NATIONAL	2,090.05	313.51	2,403.56	DIAPERS
1574	13842	261137	2011/09/22	HERMANUS OFFICE NATIONAL	20,056	3,014	23,070	STA TORE PY
1575	13842	261138	2011/09/22	HERMANUS OFFICE NATIONAL	18,216.18	2,795.43	21,011.61	HERBICIDE
1576	13842	261139	2011/09/22	HERMANUS OFFICE NATIONAL	2,417.16	362.257	2,779.41	3 VALLEY SWIVEL
1577	13842	261140	2011/09/22	HERMANUS OFFICE NATIONAL	3,500.00		3,500.00	PRINTING
1578	13842	261141	2011/09/22	HERMANUS OFFICE NATIONAL	4,267.28	64.008	4,331.28	ALUMINIUM WINDOW
1579	13842	261142	2011/09/22	HERMANUS OFFICE NATIONAL	47.70	7.070	55.77	SELF INKING STAMP
1580	13842	261143	2011/09/22	HERMANUS OFFICE NATIONAL	1,649.241	2,499.39	4,148.63	ELECTRICAL APPLIANCES
1581	13842	261144	2011/09/22	HERMANUS OFFICE NATIONAL	1,882.25	282.25	2,164.50	ELECTRICAL ITEMS
1582	13842	261145	2011/09/22	HERMANUS OFFICE NATIONAL	5,645.56	840.84	6,486.40	LAWYERMENT SPARES
1583	13842	261146	2011/09/22	HERMANUS OFFICE NATIONAL	586.78	88.02	674.80	HARDWARE
1584	13842	261147	2011/09/22	HERMANUS OFFICE NATIONAL	1,709.00	255.00	1,964.00	HARDWARE
1585	13842	261148	2011/09/22	HERMANUS OFFICE NATIONAL	2,080.00		2,080.00	MAINTENANCE WORK
1586	13842	261149	2011/09/22	HERMANUS OFFICE NATIONAL	5,500.00		5,500.00	HERMANUS BERAS
1587	13842	261150	2011/09/22	HERMANUS OFFICE NATIONAL	774.30	116.45	890.75	STA TORE PY
1588	13842	261151	2011/09/22	HERMANUS OFFICE NATIONAL	4,307.32	646.05	4,953.37	IMPROVED FLOORING
1589	13842	261152	2011/09/22	HERMANUS OFFICE NATIONAL	1,657.240	2,485.86	4,143.10	STA TORE PY
1590	13842	261153	2011/09/22	HERMANUS OFFICE NATIONAL	15.29	2.269	17.55	STA TORE PY
1591	13842	261154	2011/09/22	HERMANUS OFFICE NATIONAL	1,034,702	1,552.05	1,036,254.05	HARDWARE
1592	13842	261155	2011/09/22	HERMANUS OFFICE NATIONAL	3,866.43	584.33	4,450.76	C. ARTIFAS
1593	13842	261156	2011/09/22	HERMANUS OFFICE NATIONAL	2,500.00		2,500.00	PAINT WORK
1594	13842	261157	2011/09/22	HERMANUS OFFICE NATIONAL	1,478.17	221.175	1,699.34	PLUMBING MATERIALS
1595	13842	261158	2011/09/22	HERMANUS OFFICE NATIONAL	1,650.00	24.750	1,674.75	PLUMBING MATERIALS
1596	13842	261159	2011/09/22	HERMANUS OFFICE NATIONAL	681.85	92.75	774.60	STA TORE PY
1597	13842	261160	2011/09/22	HERMANUS OFFICE NATIONAL	1,681.41	252.29	1,933.70	DIAPERS
1598	13842	261161	2011/09/22	HERMANUS OFFICE NATIONAL	57,391	8,609	66,000	VEHICLE REPAIR SPARES
1599	13842	261162	2011/09/22	HERMANUS OFFICE NATIONAL	10,762.61	1,617.39	12,380.00	BELOW STEEL DRUMS
1600	13842	261163	2011/09/22	HERMANUS OFFICE NATIONAL				
1601	13842	261164	2011/09/22	HERMANUS OFFICE NATIONAL				

#	REQ NR	ORDER NO	ORDER DATE	CREDITOR NAME	ORDER AMOUNT - EXCEL VAT	VAT AMOUNT	ORDER AMOUNT - VAT INCL	DESCRIPTION OF THE ORDER
1602	12852.3	26121.0	01/11/2002	PLUMBING SA (PTY) LTD	75,157	10,974	86,131	PLUMBING MATERIALS
1603	12852.4	26121.1	01/11/2002	HERMANUS HARDWARE	67,749	10,141	77,890	PLUMBING MATERIALS
1604	12852.5	26121.2	01/11/2002	HERMANUS HARDWARE	1,000.57	25,043	26,043	CHAIN
1605	12852.6	26121.3	01/11/2002	HERMANUS HARDWARE	1,688.70	15,137	16,826	HARDWARE
1606	12852.7	26121.4	01/11/2002	WOODLAND LIFESTYLE MARKS	2,322.80	34,842	37,164	PAINT
1607	12852.8	26121.5	01/11/2002	WOODLAND LIFESTYLE MARKS	4,381.50	64,523	68,905	PAINT
1608	12852.9	26121.6	01/11/2002	GARBANI BALDIT (PTY) LTD	1,493.57	22,403	23,897	HARDWARE
1609	12853.0	26121.7	01/11/2002	OK FOODS GAMBANI	14,005	14,005	28,010	REFRESHMENTS
1610	12853.1	26121.8	01/11/2002	SUPA DRUG KLERIFORD	27,000	43,500	70,500	VEHICLE REPAIRS/SPARES
1611	12853.2	26121.9	01/11/2002	CLAYVA BITE INTERNATIONAL	20,330.00	3,088.90	23,418.90	VEHICLE REPAIRS/SPARES
1612	12853.3	26122.0	01/11/2002	HERBERT & LAWIN	1,377.632	1,901.26	3,278.89	LAWN MOWER SPARES
1613	12853.4	26122.1	01/11/2002	HERMANUS OFFICE NATIONAL	1,649.39	24,741	26,390	STATIONERY
1614	12853.5	26122.2	01/11/2002	BUILDERS TRADE DEPOT	8,666.16	1,284.92	9,951	CLOTHING
1615	12853.6	26122.3	01/11/2002	KAAPAGB AGRIWARK LIQUOR	59,000	89,700	148,700	CLOTHING
1616	12853.7	26122.4	01/11/2002	SEWA INTERNATIONAL SECUR	1,156.52	17,348	18,504	REPLACE ALARM BATTERY
1617	12853.8	26122.5	01/11/2002	VEEVOO ENVIRONMENTAL PRST	26,000.00	9,900.00	35,900	REMOVAL OF REFS.
1618	12853.9	26122.6	01/11/2002	OK FOODS GAMBANI	1,943.54	14,228	16,171	REFRESHMENTS
1619	12854.0	26122.7	01/11/2002	OK FOODS GAMBANI	1,988.00	-	1,988	ELECTRIC ITEMS
1620	12854.1	26122.8	01/11/2002	KAAPAGB AGRIWARK LIQUOR	2,517.07	37,750	40,267	CLOTHING
1621	12854.2	26122.9	01/11/2002	KAAPAGB AGRIWARK LIQUOR	8,200.00	1,250.00	9,450	CLEANING MATERIAL
1622	12854.3	26123.0	01/11/2002	PRINCE TRICE & PRODUCE CC	25,900.00	9,885.00	35,785	HYGIENE WOODCHIPS
1623	12854.4	26123.1	01/11/2002	PRINCE TRICE & PRODUCE CC	6,055.00	90,825	96,880	CLEANING MATERIAL
1624	12711.7	26123.2	01/11/2002	HENDRICKS M	1,840.00	-	1,840	GENERAL MAINTENANCE AT KLERIFORD OFFICES
1625	12711.8	26123.3	01/11/2002	WOOD ELECTRICAL WHOLESALE	2,040.00	3,120.00	5,160	FESTIVE LIGHTS
1626	12711.9	26123.4	01/11/2002	ADHARIBENGEH ELECTRONICS	13,330.00	1,999.35	15,329.35	INSTALL RADIO BASE STATION AND SUPPLY ACCESSORIES
1627	12712.0	26123.5	01/11/2002	OFFICE TECH	1,938.00	2,997.00	4,935	OFFICE CHAIRS
1628	12842.0	26123.6	01/11/2002	MOLENAAR (PTY) LTD	5,125.00	468.75	5,593.75	SWIMMING POOL PUMP
1629	12842.1	26123.7	01/11/2002	PSI CONSULTING AND PROJ	2,608.656	9,913.04	12,521.696	CONWAYING SERVICES
1630	12842.2	26123.8	01/11/2002	BOVETRY WALTERS	2,275.00	-	2,275	REPAIRS TO PUBLIC TOILET
1631	12842.3	26123.9	01/11/2002	HERMANUS HARDWARE	99,652	85,25	199,902	HARDWARE
1632	12842.4	26124.0	01/11/2002	VELLO WINDWOOD TRADES CC	23,470	3,520	26,990	PLUMBING MATERIALS
1633	12842.5	26124.1	01/11/2002	LITTLE DAVEY PROACTS PT	1,850.00	1,526.00	3,376	OFFICE CHAIRS
1634	12842.6	26124.2	01/11/2002	GILBERT'S CATERING	81,076	12,154	93,230	CATERING
1635	12842.7	26124.3	01/11/2002	GILBERT'S CATERING	1,842.95	207,295	209,137	STATIONERY
1636	12842.8	26124.4	01/11/2002	PRF HERMANUS	36,000	5,400	41,400	HARDWARE
1637	12842.9	26124.5	01/11/2002	OK HERMANUS	1,200.00	-	1,200	PLUMBING MATERIALS
1638	12843.0	26124.6	01/11/2002	OK HERMANUS	62,243	93,327	155,570	TRANSPORT FOR 15 PEOPLE
1639	12843.1	26124.7	01/11/2002	OK HERMANUS	7,000.00	1,050.00	8,050	HARDWARE
1640	12843.2	26124.8	01/11/2002	WOOD ELECTRICAL WHOLESALE	1,975.10	29,597	31,572	PALETTE BUSHINGS
1641	12843.3	26124.9	01/11/2002	CUSTOM DEPOT PT LTD	8,750.00	-	8,750	STEAM CLEAN AGENT FOR MACHINES
1642	12843.4	26125.0	01/11/2002	GALWYNHAIEX ROBER	1,950.00	-	1,950	CLEAN WAREWAY DAVES POOL
1643	12843.5	26125.1	01/11/2002	HERMANUS OFFICE NATIONAL	1,089.00	-	1,089	THIRD WINDOWS
1644	12843.6	26125.2	01/11/2002	ERIC BOOKER PROKATIONS	1,476.20	16,290	17,766	THIRD WINDOWS
1645	12843.7	26125.3	01/11/2002	HERMANUS HARDWARE	1,676.20	22,178	23,854	STATIONERY
1646	12843.8	26125.4	01/11/2002	BUILDERS TRADE DEPOT	1,000.96	24,108	25,108	SIGNAGE
1647	12843.9	26125.5	01/11/2002	OFFICE TECH	1,594.76	23,922	25,516	EXTENSION LEAD & MULTITAP
1648	12844.0	26125.6	01/11/2002	SMOLE SA (HERMANUS) SOBEE	1,500.00	-	1,500	PRINTING RECEIPT BOOKS
1649	12844.1	26125.7	01/11/2002	WONDER AND LIFESTYLE MARKS	1,400.00	21,000	22,400	OFFICE CHAIRS
1650	12844.2	26125.8	01/11/2002	OK'S PART TOOL & TRAILER	9,780.10	50,721	60,501	EMBROIDERY
1651	12844.3	26125.9	01/11/2002	EUROPA BOUWER (EUROPA WW)	64,636	9,708	74,344	VEGETABLE SEEDING THYS
1652	12844.4	26126.0	01/11/2002	OK FOODS GAMBANI	1,200.00	-	1,200	VEGETABLE SEEDING THYS
1653	12844.5	26126.1	01/11/2002	HERMANUS OFFICE NATIONAL	8,607	1,303	9,910	GENERAL MAINTENANCE WORK
1654	12844.6	26126.2	01/11/2002	SUPA DRUG KLERIFORD	22,261	53,58	75,841	GENERAL MAINTENANCE WORK
1655	12844.7	26126.3	01/11/2002	HERMANUS OFFICE NATIONAL	1,282.34	19,235	20,517	VEHICLE REPAIRS/SPARES
1656	12844.8	26126.4	01/11/2002	HERMANUS OFFICE NATIONAL	1,620.65	24,310	25,930	VEHICLE REPAIRS/SPARES
1657	12844.9	26126.5	01/11/2002	OFFICE FOR YOU PT LTD	1,776.40	26,676	28,452	STATIONERY
1658	12845.0	26126.6	01/11/2002	BUILDERS TRADE DEPOT	1,000.57	10,473	11,473	VEHICLE REPAIRS/SPARES
1659	12845.1	26126.7	01/11/2002	BUILDERS TRADE DEPOT	1,000.57	10,473	11,473	VEHICLE REPAIRS/SPARES

#	REQ. NO	ORDER NO	ORDER DATE	CREDITOR NAME	ORDER AMOUNT - EXCL. VAT	VAT AMOUNT	ORDER AMOUNT - VAT INCL.	DESCRIPTION OF THE ORDER
1664	12662	201313	07/12/2022	BALLERS TRADE DEPOT	1,172.30	30.00	1,202.30	POWER TOOLS
1665	12614	201310	08/12/2022	HERMANUS EXTINGUISHERS	1,800.00	27.00	1,827.00	SARETY SHOES
1666	12615	201312	08/12/2022	FORTEUR NE	1,603.00	180.75	1,783.75	10'0000 SARETY SHOES
1667	12605	201318	08/12/2022	FORTEUR NE	2,347.93	320.17	2,668.10	20'0000 INSTALLATION OF ALUMINIUM WINDOWS
1668	12619	201319	08/12/2022	THE OFFICE FURNITURE	1,459.85	24.59	1,484.44	1'2000 CHROME/BLACK SPHS
1669	12653	201326	08/12/2022	HERMANUS HARDWARE	1,817.15	47.00	1,864.15	1'5000 SHOEPARTS
1670	12659	201328	08/12/2022	HERMANUS HARDWARE	81.11	1.20	82.31	1'6000 VOEGE BOENHAPARES
1671	12672	201329	08/12/2022	BO TRAMER CERAMARK	81.15	1.20	82.35	1'6000 VOEGE BOENHAPARES
1672	12673	201329	08/12/2022	BO TRAMER CERAMARK	81.15	1.20	82.35	1'6000 VOEGE BOENHAPARES
1673	12675	201331	08/12/2022	BO TRAMER CERAMARK	81.15	1.20	82.35	1'6000 VOEGE BOENHAPARES
1674	12685	201332	08/12/2022	BO TRAMER CERAMARK	81.15	1.20	82.35	1'6000 VOEGE BOENHAPARES
1675	12682	201332	08/12/2022	BO TRAMER CERAMARK	81.15	1.20	82.35	1'6000 VOEGE BOENHAPARES
1676	12683	201332	08/12/2022	BO TRAMER CERAMARK	81.15	1.20	82.35	1'6000 VOEGE BOENHAPARES
1677	12692	201337	08/12/2022	BO TRAMER CERAMARK	81.15	1.20	82.35	1'6000 VOEGE BOENHAPARES
1678	12693	201338	08/12/2022	BO TRAMER CERAMARK	81.15	1.20	82.35	1'6000 VOEGE BOENHAPARES
1679	12701	201339	08/12/2022	BO TRAMER CERAMARK	81.15	1.20	82.35	1'6000 VOEGE BOENHAPARES
1680	12629	201340	08/12/2022	GARBANI GAS (PTY) LTD	1,490.00	295.50	1,785.50	1'346550 BUIZAN TOLBOH
1681	12658	201341	08/12/2022	HERMANUS OFFICE NATIONAL	1,321.52	182.28	1,503.80	15'19749 CLOTHING
1682	12677	201347	08/12/2022	BO TRAMER CERAMARK	1,291.25	181.92	1,473.17	14'1030 STA TOE RY
1684	12674	201325	08/12/2022	HERMANUS OFFICE NATIONAL	1,700.45	25.97	1,726.42	15'0020 CARTRIDGES
1685	12685	201325	08/12/2022	HERMANUS OFFICE NATIONAL	1,556.80	2105.20	3,662.00	14'4000 SERVICE FIRE EXTINGUISHERS
1686	12678	201348	08/12/2022	HERMANUS HARDWARE	2,000.00	189.00	2,189.00	2'000000 INSTALLATION OF GUTTERS
1687	12634	201346	08/12/2022	HERMANUS HARDWARE	678.70	101.80	780.50	2'8350 HARDWARE
1688	12640	201348	08/12/2022	HERMANUS HARDWARE	2,462.00	—	2,462.00	2'652000 SORT OF OFFICE FLOORS
1689	12647	201348	08/12/2022	HERMANUS HARDWARE	3,452.20	51.80	3,504.00	3'17613 POWER TOOLS
1690	12648	201348	08/12/2022	HERMANUS HARDWARE	379.13	5.87	385.00	4'300002 POLLATORS
1691	12672	201347	08/12/2022	HERMANUS OFFICE NATIONAL	379.13	5.87	385.00	3'7000 CONCRETE SAUB
1692	12690	201347	08/12/2022	HERMANUS OFFICE NATIONAL	1,509.57	22.64	1,532.21	1'2601 HARDWARE
1693	12670	201340	08/12/2022	HERMANUS OFFICE NATIONAL	1,700.00	—	1,700.00	1'0000 REPAIR ENTRANCE GATE
1694	12676	201346	08/12/2022	GLASGOW HERMANUS (PTY) LTD	1,713.04	25.69	1,738.73	19'7000 GLASS INSTALLATION
1695	12695	201325	08/12/2022	LOCO ELECTRIC WHOLESALE	19,255.90	2,889.30	22,145.20	72'2082 SARETY SHOES
1696	12691	201382	08/12/2022	HERMANUS OFFICE NATIONAL	2,040.00	375.00	2,415.00	28'70000 ALL PAVING MATERIALS
1697	12660	201384	08/12/2022	HERMANUS OFFICE NATIONAL	1,700.41	25.12	1,725.53	1'92503 STA TOE RY
1698	12668	201385	08/12/2022	HERMANUS BUILD IT (PTY) LTD	2,000.00	—	2,000.00	2'000000 INSTALL PUSHING DOOR
1699	12694	201390	08/12/2022	HERMANUS BUILD IT (PTY) LTD	301.25	49.55	350.80	3'7500 HARDWARE
1700	12672	201391	08/12/2022	CONSTRUCTIVE BUILDINGS	1,078.26	181.74	1,260.00	1'24000 FLOOR REPAIR
1701	12678	201392	08/12/2022	MAAP AGR AGRIMARK	1,715.50	25.73	1,741.23	19'7283 SAND BAGS
1702	12676	201393	08/12/2022	COLUPY GRAPHCDESIGNS	1,739.00	26.00	1,765.00	19'9085 POLYERS
1703	12675	201394	08/12/2022	GARBANI AIRCON AND HEFR	1,133.77	17.00	1,150.77	1'3103 AIRCON SERVICE
1704	12679	201395	08/12/2022	GARBANI BUILD IT (PTY) LTD	1,731.17	25.95	1,757.12	1'98470 HARDWARE
1705	12679	201396	08/12/2022	GARBANI BUILD IT (PTY) LTD	1,732.41	25.89	1,758.30	1'98480 HARDWARE
1706	12675	201397	08/12/2022	MAAP AGR AGRIMARK	261.00	39.00	300.00	2'9900 CLEANING MATERIAL
1707	12678	201398	08/12/2022	BALLERS TRADE DEPOT	1,732.17	35.98	1,768.15	1'94200 HARDWARE
1708	12674	201398	08/12/2022	BO TRAMER CERAMARK	47.60	71.40	119.00	54740 KEYHOLETS
1709	12698	201400	08/12/2022	HERMANUS EXTINGUISHERS	1,306.50	1,959.75	3,266.25	150'2475 SERVICE FIRE EXTINGUISHERS
1710	12698	201400	08/12/2022	BALCO HERMANUS	1,550.25	232.38	1,782.63	17'82789 HARDWARE
1711	12680	201401	08/12/2022	HERMANUS HARDWARE	35.65	5.38	41.03	4'1000 HARDWARE
1712	12679	201409	08/12/2022	HERMANUS HARDWARE	4,243.48	636.52	4,880.00	1'81000 SUBMERSIBLE PUMP
1713	12650	201409	08/12/2022	PAD RITE BRIGANTON CC	1,451.00	21,795.0	23,246.00	1'68865 WOODEN DRIPPERS
1714	12695	201411	08/12/2022	BO TRAMER CERAMARK	1,047.60	1,642.14	2,689.74	17'54874 PLASTIC COATED DAMM RO MESH
1715	12655	201411	08/12/2022	BO TRAMER CERAMARK	3,159.69	47.30	3,207.00	30'3249 TOOLS
1716	12667	201412	08/12/2022	MEMOTEX TRADERS CC	3,300.00	49.50	3,349.50	37'9500 SARETY SHOES
1717	12619	201413	08/12/2022	MOLEKA R (PTY) LTD	487.00	65.64	552.64	50324 LOG WOODLIGN
1718	12645	201414	08/12/2022	ALEX GRANT PHARMACY	619.13	92.87	712.00	70'8100 KUSHIPACTANT
1719	12665	201415	08/12/2022	HERMANUS ANIMAL WELFARE	1,990.00	—	1,990.00	19'5000 LOCK WITH TOP OFFICE
1720	12675	201416	08/12/2022	CUSTOM DEVELOPMENT LTD	2,704.81	330.72	3,035.53	25'5655 STA TOE RY
1721	12645	201420	08/12/2022	HERMANUS OFFICE NATIONAL	6,918.00	98.70	7,016.70	28'75000 FIRE ESCAPE DOOR
1722	12601	201421	08/12/2022	FORTEUR NE	840.00	12.00	852.00	96600 BUSHNESS CARPS
1723	12670	201427	08/12/2022	WHILE PAVING CC	2,000.00	—	2,000.00	2'00000 REPAIR BRIDGE AT THE FOOT BR
1724	12670	201428	08/12/2022	WHILE PAVING CC	2,000.00	—	2,000.00	2'00000 REPAIR BRIDGE AT THE FOOT BR
1725	12670	201428	08/12/2022	WHILE PAVING CC	2,000.00	—	2,000.00	2'00000 REPAIR BRIDGE AT THE FOOT BR

#	REQ NR	ORDER NO	ORDER DATE	CREDITOR NAME	ORDER AMOUNT - EXCL. VAT	VAT AMOUNT	ORDER AMOUNT - VAT INCL.	DESCRIPTION OF THE ORDER
1726	12799.3	20147.9	15/12/2022	WV-AVE ENTERPRISES (PTY)	R 8049.87	R	R 8049.87	8049.87 TILES AND ACCESSORIES
1727	12771.4	20143.0	15/12/2022	OK FOODS GAMBANI	R 4361.15	R	R 4361.15	52062.2 CLEANING MATERIAL
1728	12773.9	20143.1	15/12/2022	OK FOODS GAMBANI	R 5182.01	R	R 5182.01	51953.1 CLEANING MATERIAL
1729	12874.9	20143.2	15/12/2022	GAMBANI BALDIT (PTY) LTD	R 1099.65	R	R 1099.65	137060 HARROWARE
1730	12879.8	20143.4	15/12/2022	PPY HERMANUS	R 1079.50	R	R 1079.50	12345.3 PLUMBING MATERIALS
1731	12876.5	20143.5	15/12/2022	ERC BOOKER PROMOTIONS	R 1434.78	R	R 1434.78	165000 SIGNBOARD
1732	12875.0	20143.6	15/12/2022	OK FOODS GAMBANI	R 897.39	R	R 897.39	80200 AIR TIRE
1733	12878.9	20144.0	15/12/2022	GAMBANI MIDAS	R 952.35	R	R 952.35	10952.0 VEHICLE REPAIR SPARES
1734	12878.6	20144.1	15/12/2022	ALIMAKORERS GAMBANI	R 91.50	R	R 91.50	10522.5 VEHICLE REPAIR SPARES
1735	12880.7	20144.2	15/12/2022	SAFAPUR ADMIRAL LIOCOR	R 7815.66	R	R 7815.66	88878.9 CLOTHING
1736	12879.3	20144.3	15/12/2022	SUPA QUICK BLENDING	R 1603.73	R	R 1603.73	11088.4 VEHICLE REPAIR SPARES
1737	12881.4	20144.4	15/12/2022	LUSIBA AND SONS (PTY) LTD	R 9500.00	R	R 9500.00	950000 CLEANING WINDOWS
1738	12820.0	20144.5	15/12/2022	POD CT SERVICES	R 3138.45	R	R 3138.45	300000 WAIT RIDER/SEEN
1739	12878.4	20144.6	15/12/2022	HERMANUS MIDAS	R 1665.46	R	R 1665.46	1912246 VEHICLE REPAIR SPARES
1740	12878.5	20144.7	15/12/2022	SAFAPUR ADMIRAL LIOCOR	R 1479.35	R	R 1479.35	17012.5 HARROWARE
1741	12877.8	20144.8	15/12/2022	PP ELECTRICAL WHOLESALER	R 1900.00	R	R 1900.00	190000 ELECTRIC ITEMS
1742	12887.6	20144.9	20/12/2022	ADCC EXPRESS HERMANUS	R 6352.37	R	R 6352.37	73052.2 ELECTRIC ITEMS
1743	12881.1	20145.2	20/12/2022	ERC BOOKER PROMOTIONS	R 1434.78	R	R 1434.78	165000 SIGNBOARD SUPPLIES
1744	12881.5	20145.3	20/12/2022	SAFAPUR ENTERPRISES	R 1752.00	R	R 1752.00	19952.5 CHROME/BLACK SIGNBOARDS
1745	12889.7	20145.6	21/12/2022	BEST WEST WALTONS	R 1484.37	R	R 1484.37	17070.3 STATIONERY
1746	12880.0	20145.7	21/12/2022	ADCC EXPRESS HERMANUS	R 1730.45	R	R 1730.45	19885.9 ELECTRIC ITEMS
1747	12868.4	20146.0	21/12/2022	BEST WEST WALTONS	R 6076.55	R	R 6076.55	69880.3 STATIONERY
1748	12868.6	20146.2	21/12/2022	BEST WEST WALTONS	R 3790.30	R	R 3790.30	47898.5 STATIONERY
1749	12881.3	20146.3	21/12/2022	HERMANUS MIDAS	R 8850.08	R	R 8850.08	10178.4 VEHICLE REPAIR SPARES
1750	12882.6	20146.5	21/12/2022	ADCC EXPRESS HERMANUS	R 1331.25	R	R 1331.25	15316.5 ELECTRIC ITEMS
1751	12799.1	20146.8	21/12/2022	HERMANUS LOCKSMITHS AND S	R 2302.17	R	R 2302.17	28772.0 REPAIR ALUMINIUM DOOR LOCK
1752	12884.0	20146.9	21/12/2022	POWER CANN SOUL TOOLS (PTY)	R 1626.60	R	R 1626.60	187068.2 ELECTRIC ITEMS
1753	12868.9	20147.0	21/12/2022	BULLERBS TRUCK DEPOT	R 1617.22	R	R 1617.22	18598.0 CLEANING MATERIAL
1754	12882.4	20147.1	21/12/2022	ERC BOOKER PROMOTIONS	R 1660.87	R	R 1660.87	191000 CHROME/BLACK SIGNBOARDS
1755	12882.0	20147.2	21/12/2022	BEST WEST WALTONS	R 1984.34	R	R 1984.34	27843.9 STATIONERY
1756	12865.8	20147.3	21/12/2022	BEST WEST WALTONS	R 4128.34	R	R 4128.34	47674.8 STATIONERY
1757	12883.8	20147.5	22/12/2022	WV DESIGN	R 1700.40	R	R 1700.40	190000 INFORMATION SIGN
1758	12871.5	20147.6	22/12/2022	GAMBANI BALDIT (PTY) LTD	R 321.65	R	R 321.65	30950 GARDEN HOSE
1759	12869.9	20147.8	22/12/2022	GAMBANI BALDIT (PTY) LTD	R 6469.39	R	R 6469.39	74308.0 SHUTTERBOARD
1760	12883.3	20147.9	22/12/2022	HERMANUS BALDIT (PTY) LTD	R 4761.17	R	R 4761.17	54990 SMALL TOOLS
1761	12883.5	20148.0	22/12/2022	WV DESIGN	R 1088.70	R	R 1088.70	116000 INFORMATION SIGN
1762	12878.1	20148.2	23/12/2022	WV ENGINE TIRMS & INDUSTR	R 2700.00	R	R 2700.00	310500 SQUARE TURBO
1763	12877.1	20148.3	23/12/2022	VELO WHANGANGA TIRMS INC	R 9880.00	R	R 9880.00	113750.0 GENERATOR
1764	12875.7	20148.4	23/12/2022	HERMANUS OFFICE NATIONAL	R 643.48	R	R 643.48	74000 HEADPHONES
1765	12881.0	20148.5	23/12/2022	OK FOODS GAMBANI	R 1617.39	R	R 1617.39	180000 AIR TIRE
1766	12883.1	20148.6	23/12/2022	BULLERBS TRUCK DEPOT	R 1319.32	R	R 1319.32	15100.0 PAINT
1767	12865.1	20148.7	23/12/2022	BEQUINE C C	R 1160.00	R	R 1160.00	133400.0 GRINDING CLEANER
1768	12867.5	20148.8	23/12/2022	BULLERBS TRUCK DEPOT	R 7947.83	R	R 7947.83	845000 BATTERIES
1769	12867.3	20149.1	23/12/2022	BULLERBS TRUCK DEPOT	R 415.65	R	R 415.65	47800 SMALL TOOLS
1770	12876.9	20149.2	23/12/2022	MOLOKA & (PTY) LTD	R 1094.00	R	R 1094.00	12581.00 PEGS/PRE P E R
1771	12864.5	20149.3	23/12/2022	VELO WHANGANGA TIRMS INC	R 12245.77	R	R 12245.77	140820.00 TILES
1772	12799.0	20149.4	23/12/2022	PROCHINA OFFICE FURNITURE	R 1355.00	R	R 1355.00	65387.0 BIRDS
1773	12865.7	20149.5	23/12/2022	HERMANUS MIDAS	R 1052.05	R	R 1052.05	11903.1 VEHICLE REPAIR SPARES
1774	12865.8	20149.6	23/12/2022	HERMANUS MIDAS	R 171.03	R	R 171.03	19701.8 VEHICLE REPAIR SPARES
1775	12880.6	20150.0	23/12/2022	ROUTE DEL EN DOORIES (PTY)	R 6127.62	R	R 6127.62	61276.2 WASTE CONTROL
1776	12888.3	20150.1	23/12/2022	HERMANUS MIDAS	R 5400.00	R	R 5400.00	62750 BATTERY CHARGERS
1777	12888.8	20151.0	23/12/2022	WV DESIGN	R 7910.43	R	R 7910.43	84000 SIGNBOARD
1778	12797.0	20151.2	23/12/2022	BRIDGES OFFICE NATIONAL	R 2035.26	R	R 2035.26	254080.9 HEAVY DUTY SHEET
1779	12888.1	20151.5	23/12/2022	HERMANUS OFFICE NATIONAL	R 7820.00	R	R 7820.00	89530 CARPET
1780	12888.4	20151.6	23/12/2022	GAMBANI BALDIT (PTY) LTD	R 653.70	R	R 653.70	75181 HARROWARE
1781	12887.4	20151.8	23/12/2022	HERMANUS OFFICE NATIONAL	R 31.78	R	R 31.78	37000 HEADPHONES
1782	12888.2	20151.1	23/12/2022	HERMANUS MIDAS	R 1134.25	R	R 1134.25	123500 SMALL TOOLS
1783	12889.9	20151.2	23/12/2022	GAMBANI BALDIT (PTY) LTD	R 128.70	R	R 128.70	14350.0 SMALL TOOLS
1784	12879.1	20151.3	23/12/2022	SAFAPUR ADMIRAL LIOCOR	R 681.00	R	R 681.00	78205.1 LOCKS
1785	12887.6	20151.4	23/12/2022	HERMANUS OFFICE NATIONAL	R 2521.17	R	R 2521.17	89000 HARROWARE
1786	12887.1	20151.6	23/12/2022	SUPA QUICK BLENDING	R 1084.36	R	R 1084.36	188000 VEHICLE REPAIR SPARES
1787	12881.4	20152.1	23/12/2022	ADCC EXPRESS HERMANUS	R 11872.00	R	R 11872.00	10310.5 ELECTRIC MATERIALS

#	REQ. NR	ORDER NO	ORDER DATE	CREDITOR NAME	ORDER AMOUNT - EXCL. VAT	VAT AMOUNT	ORDER AMOUNT - VAT INCL	DESCRIPTION OF THE ORDER
1786	12882.2	20152.6	05/01/2023	FLUORINAKA (PTY) LTD	1 869.74	0	1 869.74	21 9070 COPPER PIPE
1789	12889.9	20153.1	05/01/2023	BO TRIVIERI REMARK	1 019.13	0	1 019.13	1 86200 RUBBER WIPERS
1790	12890.5	20153.2	05/01/2023	FACILITY AID (PTY) LTD	1 000.84	0	1 000.84	11 5747 POWER SUPPLY
1791	12870.3	20153.3	05/01/2023	CARDON RENGE CC	0 530.00	0	0 530.00	7 50500 POLAR PROTECTION
1792	12885.7	20153.9	05/01/2023	SECORA INTERNATIONAL SECOR	85 247.7	0	85 247.7	9 8000 15.2M POWER ALPINE AND BATTERY
1793	12889.5	20154.0	05/01/2023	ERIC BOOKER PROMOTIONS (P)	4 031.22	0	4 031.22	18 7500 HARDWARE
1794	12889.0	20154.3	05/01/2023	SUPA CLACK HERMANUS	4 782.61	0	4 782.61	55 0000 BATTERY
1795	12887.3	20154.6	05/01/2023	GASHAM (PTY) LTD	16 956.62	0	16 956.62	195 0000 GAS COLUMN EXCHANGE
1796	12874.2	20154.9	05/01/2023	CAPRICORN SAC'S (PTY) LTD	3 179.36	0	3 179.36	38 862.6 BATHROOM ACCESSORIES
1797	12893.8	20155.1	05/01/2023	SUPA CLACK HERMANUS	1 700.00	0	1 700.00	19 5500 VEHICLE REPAIR SPARES
1798	12890.0	20155.4	05/01/2023	BALLETTS TRUCK DEPOT, BJA	67 826	0	67 826	5 5000 CLEANING SUPPLIES
1799	12892.8	20155.6	05/01/2023	HERMANUS HARTONARE	1 275.04	0	1 275.04	14 6500 HARDWARE
1800	12897.5	20155.6	05/01/2023	BE SAFE PHARMACEUTICAL CC	22 800.87	0	22 800.87	293 3000 FIRST AID SUPPLIES
1801	12895.1	20155.6	05/01/2023	HERMANUS BALDIT (PTY) LTD	1 147.74	0	1 147.74	13 1500 PLUMBING MATERIALS
1802	12893.0	20155.6	05/01/2023	ALEX GRANT PHARMACY	9 010	0	9 010	1 0501 LOCK ME DICATION
1803	12893.4	20155.6	05/01/2023	SUNSHINE PHARMACY	25 543.78	0	25 543.78	29 318.10 ROWER MOWER
1804	12889.8	20157.1	05/01/2023	LUMBER & LAMIN	22 750.00	0	22 750.00	1 864.21 PAINT
1805	12889.9	20157.2	05/01/2023	REC SUPPLIES (PTY) LTD	1 018.44	0	1 018.44	19 3000 MATRASHES
1806	12812.6	20157.5	05/01/2023	FF PAINTS (PTY) LTD	13 175.00	0	13 175.00	17 0000 VEHICLE REPAIR SPARES
1807	12897.9	20157.6	05/01/2023	YELLO WINAKO TRADING CC	5 281.25	0	5 281.25	1 478.26
1808	12887.9	20157.6	05/01/2023	SUPA CLACK HERMANUS	1 137.00	0	1 137.00	61 9000 SHUTTERFLY
1809	12889.1	20157.7	05/01/2023	HERMANUS MOOPER CENTRE	30 840.00	0	30 840.00	295 0000 HP TORQUE
1810	12886.0	20157.8	05/01/2023	HERMANUS BALDIT (PTY) LTD	1 700.00	0	1 700.00	19 885.4 VEHICLE REPAIR SPARES
1811	12894.4	20157.8	05/01/2023	HERMANUS MOOPER CENTRE	45 000.00	0	45 000.00	51 7500 VEHICLE REPAIR SPARES
1812	12888.1	20158.0	05/01/2023	SUPA CLACK HERMANUS	1 944.87	0	1 944.87	17 9900 PAINTBROOMS
1813	12896.6	20159.3	05/01/2023	GANGBANI WARE	1 059.46	0	1 059.46	12 5748 PAINT
1814	12896.7	20159.4	05/01/2023	GANGBANI BALDIT (PTY) LTD	1 950.00	0	1 950.00	19 5000 BUILDING MAINTENANCE
1815	12896.8	20159.5	05/01/2023	THE COLOURBOX CC	1 152.88	0	1 152.88	13 6500 TOOLBOX
1816	12896.9	20159.6	05/01/2023	EUROPA BOUERS (EUROPA WAM)	2 667.76	0	2 667.76	3067955 STAINLESS
1817	12899.3	20159.7	05/01/2023	KAAPALU AUBREY (LIQUOR)	1 662.88	0	1 662.88	18 9000 SARE TIGATE
1818	12852.6	20159.8	05/01/2023	REBECCO OFFICE MATERIALS	75 122	0	75 122	86500 BUCK SHEETS
1819	12898.8	20159.9	05/01/2023	GANGBANI BALDIT (PTY) LTD	74 000	0	74 000	7 6000 LED LIGHTS
1820	12895.6	20160	05/01/2023	IFE ELECTRICAL WHOLESALER	2 000.00	0	2 000.00	20 0000 SOLAR LIGHT
1821	12895.6	20160	05/01/2023	IFE ELECTRICAL WHOLESALER	81 750	0	81 750	9 5000 BRICKWORK
1822	12887.4	20161.0	05/01/2023	HERMANUS BALDIT (PTY) LTD	46 317	0	46 317	5 5000 PAINT
1823	12887.4	20161.0	05/01/2023	BALLETTS TRUCK DEPOT, BJA	1 250.00	0	1 250.00	14 2750 INSPECT REPAIR
1824	12890.6	20162.5	05/01/2023	HERMANUS BALDIT (PTY) LTD	2 000.00	0	2 000.00	20 0000 REPAIR RETORTION BRIDGE
1825	12890.2	20162.7	05/01/2023	ZAKHOBHELE ELECTRONICS	82 678	0	82 678	1 0000 HARDWARE
1826	12896.1	20162.7	05/01/2023	RECINA AND SON (PTY) LTD	13 872	0	13 872	12 0000 COMPRESSOR OIL
1827	12901.8	20163.0	05/01/2023	ALUMINUM BOUNCEL	1 088.26	0	1 088.26	15 6700 VEHICLE REPAIR SPARES
1828	12902.2	20163.1	05/01/2023	COFFERS AGR ELECTRYK (PT	1 889.00	0	1 889.00	12 0000 ROWER SPARES
1829	12902.8	20163.2	05/01/2023	SUPA CLACK HERMANUS	1 077.83	0	1 077.83	15 667
1830	12901.8	20163.3	05/01/2023	HERMANUS MOOPER CENTRE	1 085.00	0	1 085.00	19 3775 VEHICLE REPAIR SPARES
1831	12901.1	20163.4	05/01/2023	HERMANUS MOOPER CENTRE	1 085.00	0	1 085.00	2 287.4 VEHICLE REPAIR SPARES
1832	12901.0	20163.5	05/01/2023	GANGBANI WARE	1 789.87	0	1 789.87	19 9510 HARDWARE
1833	12901.7	20163.5	05/01/2023	HERMANUS BALDIT (PTY) LTD	1 000.00	0	1 000.00	19 5000 PROOF FLOOR
1834	12875.1	20164	05/01/2023	STRECHON TRADING	2 800.00	0	2 800.00	32 0000 BRASS TUBS
1835	12894.8	20164	05/01/2023	STRECHON TRADING	8 165	0	8 165	90 0000 TRUBIN
1836	12894.8	20164	05/01/2023	STRECHON TRADING	8 165	0	8 165	13 828 VEHICLE REPAIR SPARES
1837	12894.8	20164	05/01/2023	STRECHON TRADING	1 300.00	0	1 300.00	13 828 VEHICLE REPAIR SPARES
1838	12894.8	20164	05/01/2023	STRECHON TRADING	1 300.00	0	1 300.00	13 828 VEHICLE REPAIR SPARES
1839	12894.8	20164	05/01/2023	STRECHON TRADING	1 300.00	0	1 300.00	13 828 VEHICLE REPAIR SPARES
1840	12894.8	20164	05/01/2023	STRECHON TRADING	1 300.00	0	1 300.00	13 828 VEHICLE REPAIR SPARES
1841	12894.8	20164	05/01/2023	STRECHON TRADING	1 300.00	0	1 300.00	13 828 VEHICLE REPAIR SPARES
1842	12894.8	20164	05/01/2023	STRECHON TRADING	1 300.00	0	1 300.00	13 828 VEHICLE REPAIR SPARES
1843	12894.8	20164	05/01/2023	STRECHON TRADING	1 300.00	0	1 300.00	13 828 VEHICLE REPAIR SPARES
1844	12894.8	20164	05/01/2023	STRECHON TRADING	1 300.00	0	1 300.00	13 828 VEHICLE REPAIR SPARES
1845	12894.8	20164	05/01/2023	STRECHON TRADING	1 300.00	0	1 300.00	13 828 VEHICLE REPAIR SPARES
1846	12894.8	20164	05/01/2023	STRECHON TRADING	1 300.00	0	1 300.00	13 828 VEHICLE REPAIR SPARES
1847	12894.8	20164	05/01/2023	STRECHON TRADING	1 300.00	0	1 300.00	13 828 VEHICLE REPAIR SPARES
1848	12894.8	20164	05/01/2023	STRECHON TRADING	1 300.00	0	1 300.00	13 828 VEHICLE REPAIR SPARES
1849	12894.8	20164	05/01/2023	STRECHON TRADING	1 300.00	0	1 300.00	13 828 VEHICLE REPAIR SPARES

#	REQ NR	ORDER NO	ORDER DATE	CREDITOR NAME	ORDER AMOUNT - EXCL VAT	VAT AMOUNT	ORDER AMOUNT - VAT INCL	DESCRIPTION OF THE ORDER
1850	120886	201667	17/01/2023	OK FOODS GAMBARI	1.721,74	25,426	1.980,00	ARTIME
1851	120886	201667	17/01/2023	HEWANALUS HARTOANE	1.508,70	22,630	1.735,00	SMALL TOOLS
1852	120886	201671	17/01/2023	MAPAGOR AGRIWALOKLOLO	1.700,00	25,500	1.955,00	BATTERIES
1853	120886	201672	17/01/2023	MAPAGOR AGRIWALOKLOLO	1.566,35	23,495	1.790,00	BIOWARE STAND
1854	120886	201673	17/01/2023	SUPA OLAKS HEWANALUS	1.521,74	19,836	1.520,00	VEHICLE REPAIRS SPARES
1855	120886	201675	17/01/2023	HEWANALUS BELLALE	2.610,00	3.900,00	29.950,00	BIOSHOUTERS
1856	120886	201687	17/01/2023	MAPAGOR AGRIWALOKLOLO	1.136,00	17,040	1.306,00	POLYURETHANE
1857	120886	201688	17/01/2023	BIOWARE OFFICE PARTIAL	1.214,35	18,215	1.396,50	TOLLETHIRE
1858	120886	201687	18/01/2023	HEWANALUS HARTOANE	3.988,73	59,771	4.048,50	STATIONERY
1859	120886	201688	18/01/2023	HEWANALUS HARTOANE	471,30	7,070	488,37	HOOT OUTER
1860	120886	201690	18/01/2023	KCO INTERNATIONAL SEA POB	27.826,25	411,9	28.238,25	BOTTLED WATER
1861	120886	201691	18/01/2023	AJAHANDETERONS GAMBARI	1.100,00	17,400	1.117,40	VEHICLE REPAIRS SPARES
1862	120886	201691	18/01/2023	GAMBARI BUILD IT (PT) LTD	89,938	13,042	99,930	LIGHTS
1863	120886	201692	18/01/2023	MAPAGOR AGRIWALOKLOLO	1.295,18	19,428	1.489,46	HEMORIDE
1864	120886	201693	18/01/2023	VOLETEX (PT) LTD - OVERSEAS	1.587,16	23,907	1.825,3	ELECTRICIAN TOOLS
1865	120886	201694	18/01/2023	HEWANALUS HARTOANE	21.505,9	312,5	21.818,4	RADIOOS
1866	120886	201695	18/01/2023	HEWANALUS BUILD IT (PT) LTD	1.683,27	25,249	1.935,76	STEEL FLAT BAR
1867	120886	201696	18/01/2023	HEWANALUS OFFICE NATIONAL	49,304	7,306	56,730	STATIONERY
1868	120886	201697	18/01/2023	OFFICE FOR YOU (PT) LTD	2.291,00	35,805	2.749,55	STATIONERY
1869	120886	201698	18/01/2023	BLUE LINE INKOUT RES (PT) LTD	4.003,92	60,559	4.610,11	TWO WAY RADIOS
1870	120886	201699	18/01/2023	OFFICE FOR YOU (PT) LTD	1.200,00	18,000	1.380,00	CLEANING ITEMS
1871	120886	201700	18/01/2023	HEWANALUS BUILD IT (PT) LTD	2.895,02	42,525	3.260,27	SMALL TOOLS
1872	120886	201701	18/01/2023	HC SUPPLIES	1.778,26	26,674	2.045,00	SAFETY BOARDS
1873	120886	201702	18/01/2023	MAWAY ENTERPRISES	23.335,00	330,25	23.665,25	ROAD SIGNS
1874	120886	201703	18/01/2023	GAMBARI BUILD IT (PT) LTD	3.883,30	57,650	4.410,00	HARDWARE
1875	120886	201704	18/01/2023	CONSTRUCTIVE BUILDING (M)	2.000,00	-	2.000,00	REAL LEADS
1876	120886	201705	18/01/2023	MA THOPLET TRADER'S CO	1.680,00	25,200	1.932,00	CANDIDATE
1877	120886	201706	18/01/2023	MAMA TONGE	1.950,00	-	1.950,00	GENERAL BUILDING
1878	120886	201708	18/01/2023	OK FOODS GAMBARI	52.863,9	79,29	52.943,19	REFRESHMENTS
1879	120886	201710	18/01/2023	HEWANALUS MEDAS	68.420,00	10,265	78,685	VEHICLE REPAIRS SPARES
1880	120886	201719	18/01/2023	AJDC EXPRESS-HEWANALUS	701,40	10,524	711,924	ELECTRIC A TESTER
1881	120886	201720	18/01/2023	HEWANALUS HARTOANE	99.476,76	14,922	114.400,68	HOVOR FALS S/S/SHLE
1882	120886	201721	18/01/2023	HEWANALUS HARTOANE	1.634,76	21,522	1.656,28	KEY CUT
1883	120886	201722	18/01/2023	AMKROC DOORS	89,545	13,436	103,000	SAFETY LOCKS
1884	120886	201724	20/01/2023	VOLETEX (PT) LTD - OVERSEAS	231,79	34,77	266,56	LED LIGHTS
1885	120886	201725	20/01/2023	OK FOODS GAMBARI	1.651,74	24,776	1.899,50	CLEANING ITEMS
1886	120886	201726	20/01/2023	GUBERTS CATERING	1.980,00	-	1.980,00	CATERING
1887	120886	201727	20/01/2023	RAALERS TRADE DEPOT (BJ)	57.304,00	8,536	65,840	SAFETY HELMET
1888	120886	201727	20/01/2023	HEWANALUS OFFICE NATIONAL	1.622,45	24,337	1.866,80	STATIONERY
1889	120886	201728	20/01/2023	HEWANALUS HARTOANE	11.625,00	1,748	13,373	IMAGES
1890	120886	201729	20/01/2023	ERIC BOOK (PT) PROMOTIONS (PTY	1.313,20	19,696	1.510,00	REFLECTIVE STICKERS
1891	120886	201740	20/01/2023	BO THYERHOKORANK	1.659,00	24,750	1.897,50	PESTICIDE
1892	120886	201741	20/01/2023	ALEX GHANT PHARMACY	29,577	44,36	73,937	MEDICATION
1893	120886	201742	20/01/2023	HEWANALUS MOWER CENTRE	68,636	10,304	78,940	MOWER SPARES
1894	120886	201743	20/01/2023	STANARD SECURITY SERVICE	64.456,00	9,668	74,124	BATTERY
1895	120886	201744	20/01/2023	LOK WIKSIS SOUTHERN A I	50,000	7,600	57,600	LEGSLATION BOOK
1896	120886	201753	23/01/2023	HEWANALUS MEDAS	1.507,62	23,439	1.797,01	VEHICLE REPAIRS SPARES
1897	120886	201754	23/01/2023	HEWANALUS MOWER CENTRE	13,410	2,012	15,422	MOWER SPARES
1898	120886	201755	23/01/2023	LOKRE GUEST LODGE	75,652	11,348	87,000	ACCOMMODATION
1899	120886	201756	23/01/2023	HEWANALUS HARTOANE	1.728,70	25,930	1.980,00	SMALL TOOLS
1900	120886	201757	23/01/2023	HEWANALUS MOWER CENTRE	491,30	7,370	566,00	STARTER
1901	120886	201764	24/01/2023	HEWANALUS MOWER CENTRE	1.728,45	26,077	1.998,22	MOWER SPARES
1902	120886	201765	24/01/2023	GAMBARI BUILD IT (PT) LTD	1.130,35	16,955	1.299,00	TIMBER
1903	120886	201766	24/01/2023	OK FOODS GAMBARI	83,74	12,306	96,050	ARTIME
1904	120886	201767	24/01/2023	OK FOODS GAMBARI	1.341,71	20,126	1.542,87	ELECTRIC KETTLE
1905	120886	201768	24/01/2023	RAALERS TRADE DEPOT (BJ)	68,006	10,104	78,000	DOOR CHIME
1906	120886	201769	24/01/2023	HEWANALUS OFFICE NATIONAL	80,000	12,000	92,000	STATIONERY
1907	120886	201770	24/01/2023	NASHALA BREWERY VALLEY	45,000	6,750	51,750	REPORT PRINTER
1908	120886	201771	24/01/2023	GAMBARI MEDAS	51,776	7,746	59,522	VEHICLE REPAIRS SPARES
1909	120886	201772	25/01/2023	LINDA JACOB PROMOTIONS	1.799,00	26,085	1.964,85	VEHICLE REPAIRS SPARES
1910	120886	201773	25/01/2023	NONAS SERVICES (PT) LTD	4.500,00	-	4.500,00	BACKPACK
1911	120886	201774	25/01/2023	OVERBING AGRICULTURE (PT	93,652	14,048	107,700	HARDWARE

#	REQ. NO.	ORDER NO.	ORDER DATE	CREDITOR NAME	ORDER AMOUNT - EXCL. VAT	VAT AMOUNT	ORDER AMOUNT - VAT INCL.	DESCRIPTION OF THE ORDER
1912	129283	201775	25/01/2023	OK FOODS GAMBARI	R 1,804.95	R 195.65	R 1,900.60	1.900.00 AIR TRAY
1913	129287	201776	25/01/2023	OK FOODS GAMBARI	R 1,970.00	R -	R 1,970.00	1.970.00 CATERING
1914	129191	201777	25/01/2023	ALTRAWING GLASS AND ALLOW	R 1,500.00	R -	R 1,500.00	1.782.50 PAPER
1915	129192	201778	25/01/2023	ALTRAWING OFFICE NATIONAL	R 1,117.20	R 292.50	R 1,409.70	1.282.50 STATIONERY
1916	129229	201779	25/01/2023	BABARIN BOOKS	R 87,887	R 13,183	R 101,070	1.010.00 LIBRARY BOOKS
1917	129246	201780	25/01/2023	BORG SOUTH AFRICA (PTY) LTD	R 1,694.25	R 25,413	R 1,948.00	1.948.00 CLAMP
1918	129213	201781	25/01/2023	FRINOFF ALBERT TRAPEZOID CC	R 910.00	R 13,511	R 1,000.00	1.000.00 MEDICATION
1919	129114	201782	26/01/2023	GAMBARI BUILD IT (PTY) LTD	R 2,625.74	R 39,388	R 3,000.00	3.000.00 BUILDING FRAME
1920	129195	201783	26/01/2023	ALTRAWING BLDG DIT	R 29,642	R 43,004	R 73,646	73.646 HARDWARE
1921	129267	201784	26/01/2023	THE C.C. COLURIBOX CC	R 1,711.70	R 25,576	R 27,288	27.288 PAINT
1922	129268	201785	26/01/2023	GAMBARI BUILD IT (PTY) LTD	R 1,159.43	R 17,347	R 18,500	18.500 HARDWARE
1923	129269	201785	26/01/2023	GAMBARI BUILD IT (PTY) LTD	R 1,159.59	R 16,791	R 17,950	17.950 STATIONERY
1924	129331	201805	26/01/2023	SKYHAWK GENERAL DEALERS	R 1,990.00	R -	R 1,990.00	1.990.00 REMOVE BEES
1925	129295	201806	26/01/2023	GAMBARI BUILD IT (PTY) LTD	R 1,490.78	R 21,912	R 23,403	23.403 SAANIT
1926	129405	201807	26/01/2023	GAMBARI BUILD IT (PTY) LTD	R 1,434.78	R 21,522	R 22,957	22.957 SECURITY BEYS
1927	129429	201808	27/01/2023	GAMBARI BUILD IT (PTY) LTD	R 1,590.87	R 23,863	R 25,454	25.454 HARDWARE
1928	129330	201809	27/01/2023	THE C.C. COLURIBOX CC	R 55,520	R 83,208	R 138,728	138.728 PAINT ACCESSORIES
1929	129332	201809	27/01/2023	OFFICE CTX	R 1,023.31	R 15,350	R 16,373	16.373 STATIONERY
1930	129339	201831	27/01/2023	ERIC BOOKER PROMOTIONS (P	R 1,679.26	R 25,176	R 26,852	26.852 INFORMATION SIGNS
1931	129321	201832	27/01/2023	FIRE ST CLEANING SERVICE A	R 1,960.80	R -	R 1,960.80	1.960.80 PLANT GRASS
1932	129328	201835	30/01/2023	OVERBERG AUR BIERMAYE (PTY)	R 754.78	R 11,322	R 1,200.00	1.200.00 PLASTIC CAN
1933	129326	201836	30/01/2023	ALEX GRANT PHARMACY	R 92.12	R 1,382	R 1,474.12	1.474.12 MEDICATION
1934	129348	201838	30/01/2023	PH MEDICA (PTY) LTD	R 1,790.00	R 25,950	R 27,740	27.740 HAND CLEANER
1935	129382	201843	31/01/2023	BALDER'S TRACE DEPOT, BAI	R 1,042.01	R 15,639	R 16,681	16.681 ALUMINIUM PLATE
1936	129089	201844	31/01/2023	OK FOODS GAMBARI	R 413.73	R 62,276	R 62,690	62.690 REFRESHMENTS
1937	129323	201845	31/01/2023	ALTRAWING BLDG HARDEL	R 874.43	R 13,117	R 1,000.00	1.000.00 IRRIGATION EQUIPMENT
1938	129365	201846	31/01/2023	BALDER'S TRACE DEPOT, BAI	R 1,798.26	R 26,074	R 27,872	27.872 POWER TOOLS
1939	129359	201847	31/01/2023	GAMBARI BUILD IT (PTY) LTD	R 1,217.30	R 18,260	R 19,477	19.477 PAINT
1940	129396	201848	31/01/2023	BALDER'S TRACE DEPOT, BAI	R 868.70	R 13,330	R 14,200	14.200 PAINT
1941	129193	201858	31/01/2023	MEMOTER TRADING CC	R 5,940.00	R 89,100	R 95,000	95.000 HEFENKOE
1942	129140	201859	01/02/2023	NOLANA R (PTY) LTD	R 8,220.00	R 1,239.00	R 9,459.00	9.459.00 KAMPLOK AND ROAD CONES
1943	129179	201860	01/02/2023	YELLOWWING TRADING CC	R 2,929.00	R 44,085	R 47,014	47.014 BART FROGE
1944	129065	201861	01/02/2023	TRACOCORAL AND JIP LTD	R 5,200.00	R -	R 5,200.00	5.200.00 BLUE DRUGS MAINTENANCE
1945	129270	201863	01/02/2023	OK FOODS GAMBARI	R 1,209.47	R 100.43	R 1,309.90	1.309.90 AIR TRAY
1946	129243	201864	01/02/2023	STAMPO SECURITY SERVICE	R 644.56	R 9,688	R 10,333	10.333 BATTERY
1947	129313	201869	01/02/2023	MAMA MIA DELIGHTS	R 2,275.00	R -	R 2,275.00	2.275.00 CATERING
1948	129180	201870	01/02/2023	OFFICE FOR YOU (PTY) LTD	R 9,221.00	R 1,385.15	R 10,606.15	10.606.15 STATIONERY
1949	129157	201871	01/02/2023	OVERBERG AUR BIERMAYE (PT	R 1,111.30	R 16,670	R 17,781	17.781 COMPRESSOR/ADOPTER
1950	129432	201872	01/02/2023	GAMBARI BUILD IT (PTY) LTD	R 47,130	R 6,320	R 53,450	53.450 STATIONERY
1951	129434	201873	01/02/2023	ALTRAWING BLDG HARDEL	R 59,513	R 8,387	R 67,900	67.900 GAS FUEL
1952	129332	201874	01/02/2023	ERIC BOOKER PROMOTIONS (P	R 6,000.00	R 90,000	R 96,000	96.000 INFORMATION SIGN
1953	128991	201875	01/02/2023	EUROPA BOOKERS (EUROPA WVV)	R 1,200.00	R -	R 1,200.00	1.200.00 BLUE DRUGS MAINTENANCE
1954	129105	201885	01/02/2023	ENGLERHOCH FLOORING CC	R 1,020.00	R 2,400.00	R 3,420.00	3.420.00 GALVANIZED SOCCER POST
1955	129094	201886	01/02/2023	ALTRAWING BLDG DIT	R 22,599	R 3,340	R 25,939	25.939 SECURITY BEYS
1956	129052	201887	01/02/2023	MEMOTER TRADING CC	R 3,519.110	R 3,778.87	R 7,297.98	7.297.98 PESET CONTROL
1957	129402	201888	01/02/2023	HERYAWK'S HARDWARE	R 1,002.01	R 15,939	R 16,941	16.941 KAWOPY LOCK
1958	129010	201890	01/02/2023	GAMBARI BUILD IT (PTY) LTD	R 1,217.20	R 18,260	R 19,477	19.477 SECURITY LOCK
1959	129030	201891	01/02/2023	GAMBARI BUILD IT (PTY) LTD	R 54,778	R 8,216	R 62,994	62.994 HARDWARE
1960	129468	201892	01/02/2023	MY DESIGN	R 1,905.22	R 23,478	R 25,383	25.383 INFORMATION SIGN
1961	129471	201893	01/02/2023	HERYAWK'S WOMEN CENTRE	R 1,704.25	R 25,545	R 27,249	27.249 AWNINGS/COVER
1962	129469	201894	01/02/2023	MEMOTER TRADING CC	R 50,000	R -	R 50,000	50.000 LABOUR REPAIR WORK
1963	129472	201895	01/02/2023	BALDER'S TRACE DEPOT, BAI	R 1,129.57	R 16,943	R 18,072	18.072 POWER TOOLS
1964	129197	201896	01/02/2023	DEBRIJIE PRINTING	R 1,330,000	R -	R 1,330,000	1.330.000 INFORMATION SIGN
1965	129134	201897	01/02/2023	NOLANA R (PTY) LTD	R 4,799.05	R 71,980	R 76,779	76.779 HARDWARE
1966	129250	201898	01/02/2023	YELLOWWING TRADING CC	R 3,308.25	R 49,565	R 52,873	52.873 DIESEL PUMP
1967	127961	201900	01/02/2023	FLANCON CONSTRUCTION (PTY)	R 1,830,000	R -	R 1,830,000	1.830.000 LABOUR REPAIR WORK
1968	129504	201901	01/02/2023	CALUS WATER	R 35,000	R 5,250	R 40,250	40.250 SUSPENSION PARTS
1969	129461	201902	01/02/2023	MAAP AGR AGRIMARTILLOKOR	R 1,142.81	R 17,142	R 18,285	18.285 WORK WEAR
1970	129403	201904	01/02/2023	MAAP AGR AGRIMARTILLOKOR	R 1,129.57	R 16,943	R 18,072	18.072 WORK WEAR
1971	129445	201905	01/02/2023	CONORHREE O'HILANDIE	R 1,100.00	R -	R 1,100.00	1.100.00 SHAPE TIGHTER DRILL
1972	129051	201906	01/02/2023	ORIONHAK SOLUTIONS (PTY) L	R 2,190,000	R 3,985.00	R 2,193,985	2.193.985 BLUE DRUGS MAINTENANCE
1973	129455	201907	01/02/2023	ORIONHAK SOLUTIONS (PTY) L	R 1,713.04	R 25,636	R 27,349	27.349 BLUE DRUGS MAINTENANCE

#	REQ NR	ORDER NO	ORDER DATE	CREDITOR NAME	ORDER AMOUNT - EXCL. VAT	VAT AMOUNT	ORDER AMOUNT - VAT INCL.	DESCRIPTION OF THE ORDER
1976	12945.4	201906	09/02/2023	KLITRINGS BUCHHAKSEL	R 1.672,22	R 21,58	R 1.693,80	HARDWARE
1975	12949.7	201909	09/02/2023	BUILDINGS TRADE DEPT. BJA	R 70,00	R 9,00	R 79,00	HARDWARE
1976	12948.9	201910	09/02/2023	GANBRAM BALDIT (PTY) LTD	R 1.300,20	R 19,58	R 1.319,78	HARDWARE
1977	12933.4	201911	09/02/2023	OK FOODS GAMBARI	R 1.792,43	R 26,93	R 1.819,36	REFRESHMENTS
1978	12942.0	201912	09/02/2023	HEMARELUS BALDIT (PTY) LTD	R 80,48	R 13,04	R 93,52	HARDWARE
1979	12945.8	201913	07/03/2023	HEMARELUS BALDIT (PTY) LTD	R 45,217	R 6,78	R 52,00	STARTER ROPE
1980	12938.0	201914	07/03/2023	HELDY TECH CC	R 1.961,50	R 29,423	R 1.990,92	3 ASE 1 MAINTENANCE
1981	12955.7	201915	07/03/2023	GANBRAM BALDIT (PTY) LTD	R 40,165	R 6,025	R 46,19	TILE ADHESIVE
1982	12953.4	201917	07/03/2023	LOEBE GUEST LODGE	R 90,620	R 11,347	R 101,96	ACCOMMODATION
1983	12962.4	201918	07/03/2023	KAAP AGR AGRIMARK LQJLOR	R 56,322	R 8,478	R 64,80	9 5000 FUEL CAN
1984	12940.0	201919	07/03/2023	HEMARELUS BALDIT (PTY) LTD	R 1.721,72	R 25,826	R 1.747,54	TRIMMER HEAD
1985	12929.3	201919	07/03/2023	BEUCHEST (PTY) LTD	R 2.648,00	R 39,720	R 2.687,72	REFRESHMENTS
1986	12956.1	201919	07/03/2023	BEUCHEST WALTHONS	R 1.370,80	R 20,562	R 1.391,36	STATIONERY
1987	12953.1	201919	07/03/2023	BEUCHEST WALTHONS	R 1.370,80	R 20,569	R 1.391,36	STATIONERY
1988	12942.4	201919	07/03/2023	OVERBERG AGR BIERVKE (PT	R 1.098,26	R 16,474	R 1.114,73	2 6000 MTR COMPRESSOR
1989	12934.5	201919	07/03/2023	GLASSERS HERMANUS (PTY) LTD	R 91,304	R 13,606	R 104,91	10 5000 BVA DRG MAINTENANCE
1990	12934.5	201919	07/03/2023	OFFICE FOR YOU (PTY) LTD	R 1.200,00	R 18,00	R 1.218,00	STATIONERY
1991	12903.1	201919	07/03/2023	AGRICULTURAL BUREAU DEVELO	R 1.507,130	R 22,60	R 1.529,73	17 33000 STATIONERY
1992	12943.5	201919	07/03/2023	PLUMBING SA (PTY) LTD	R 1.733,06	R 25,906	R 1.758,96	19 9302 PLUMBING MATERIAL
1993	12941.5	201919	09/02/2023	VAN RHYM	R 2.000,00	R -	R 2.000,00	20 000 OCCUPATIONAL THERAPIST
1994	12948.8	201919	09/02/2023	BLC OHEMARELUS	R 1.666,01	R 24,990	R 1.690,99	19 1501 HARDWARE
1995	12962.4	201919	09/02/2023	HEMARELUS BALDIT (PTY) LTD	R 80,00	R 12,00	R 92,00	9 2000 STARTER
1996	12956.4	201919	09/02/2023	GANBRAM BALDIT (PTY) LTD	R 94,726	R 14,216	R 108,94	HARDWARE
1997	12952.6	201919	09/02/2023	GANBRAM BALDIT (PTY) LTD	R 1.721,48	R 25,822	R 1.747,30	19 7970 BVA DRG MAINTENANCE
1998	12956.4	201919	09/02/2023	A INCL WEIDING SOLUTIONS	R 1.391,30	R 20,320	R 1.411,62	16 0000 BVA DRG MAINTENANCE
1999	12958.4	201919	09/02/2023	OK FOODS GAMBARI	R 693,60	R 10,408	R 704,00	BANER 7 REFRESHMENTS
2000	12947.8	201919	09/02/2023	MY DESIGN	R 89,130	R 13,370	R 102,50	11 4000 IMP ORATION SIGN
2001	12908.7	201919	09/02/2023	FLO SPECIALIZED PRODUCTS	R 7.760,00	R 114,80	R 7.874,80	89 2500 INSULATION TESTER
2002	12962.2	201919	09/02/2023	GUBERT'S CATERING	R 1.634,78	R 21,522	R 1.656,30	16 5000 CATERING
2003	12969.7	201919	09/02/2023	WORKER AND LIFESTYLE MARKS	R 63,043	R 9,457	R 72,50	7 2500 BAMBINO TREE
2004	12946.0	201919	09/02/2023	BEUCHEST WALTHONS	R 1.561,04	R 23,416	R 1.584,45	17 9520 STATIONERY
2005	12950.1	201919	09/02/2023	ALUMINUM BUILD IT	R 40,425	R 6,064	R 46,49	HOSE PIPE
2006	12951.8	201919	09/02/2023	ENVIRONMENTAL SAFETY STEE	R 61,500	R 9,225	R 70,725	SPARE PART FOR MACHINERY
2007	12956.8	201919	09/02/2023	BUILDINGS TRADE DEPT. BJA	R 39,113	R 5,867	R 44,98	4 5000 CLEANING ITEMS
2008	12929.6	201919	09/02/2023	WHALE PRINTING CC	R 30,000	R 4,500	R 34,500	3 5000 STORAGE DGR HOLDERS
2009	12903.0	201919	10/03/2023	PRETAC FRIE ANDRE SCUC	R 21.559,500	R 329,225	R 21.888,725	248 5425 HOSE PIPE
2010	12905.6	201919	10/03/2023	ALEX GRANT PHARMACY	R 1.304,13	R 19,562	R 1.323,69	14 9975 MEDICAL
2011	12907.3	201919	10/03/2023	GENEONIC (PVT) LTD	R 2.464,527	R 36,967	R 2.501,494	28 3 4200 MOTOR VEHICLE PAIR
2012	12962.8	201919	10/03/2023	CUSTOM DESIGN PT	R 1.980,00	R -	R 1.980,00	19 9000 BVA DRG MAINTENANCE
2013	12959.9	201919	10/03/2023	HEMARELUS BALDIT (PTY) LTD	R 1.380,00	R 20,701	R 1.400,70	15 8710 STATIONERY
2014	12956.7	201919	10/03/2023	BLC OHEMARELUS	R 1.712,17	R 25,683	R 1.737,85	19 6900 POWER TOOLS
2015	12956.9	201919	10/03/2023	KAAP AGR AGRIMARK LQJLOR	R 1.236,28	R 18,544	R 1.254,82	14 2172 ACCESSORIES
2016	12964.6	201919	10/03/2023	HEMARELUS BALDIT (PTY) LTD	R 39,113	R 5,867	R 44,98	4 4980 CHIMRAN DOCKS
2017	12925.6	201919	13/03/2023	MEKOTEX TRADING CC	R 5.072,43	R 76,086	R 5.148,51	58 3329 CATERING
2018	12969.4	201919	13/03/2023	ROBOTS SERVICES (PTY) LTD	R 3.700,000	R -	R 3.700,000	270 0000 GOLD RUBBER TIE (DU RUBLET
2019	12967.7	201919	13/03/2023	ERIC BOOKE PROMOTIONS (P	R 80,000	R 12,000	R 92,000	9 0000 INFORMATION SIGN
2020	12903.9	201919	13/03/2023	PLUMBING SA (PTY) LTD	R 1.354,48	R 20,317	R 1.374,79	15 5783 PLUMBING MATERIAL
2021	12964.9	201919	13/03/2023	HEMARELUS BALDIT (PTY) LTD	R 26,478	R 3,971	R 30,449	4 0000 HARDWARE
2022	12967.8	201919	14/03/2023	GUBERT'S CATERING	R 4.093,00	R -	R 4.093,00	40 9000 CATERING
2023	12959.4	201919	14/03/2023	MY DESIGN	R 10,522	R 24,78	R 35,30	1 9000 INFORMATION SIGN
2024	12964.7	201919	14/03/2023	ADCE EXPRESS HERMANUS	R 90,175	R 13,526	R 103,70	10 8791 ELECTRIC WIRING
2025	12971.2	201919	14/03/2023	KAAP AGR AGRIMARK LQJLOR	R 1.075,60	R 24,534	R 1.100,13	18 6037 POLYURE
2026	12960.0	201919	14/03/2023	HEMARELUS BALDIT (PTY) LTD	R 43,757	R 6,503	R 50,26	5 0020 STATIONERY
2027	12934.9	201919	14/03/2023	VOYTEX (PTY) LTD - OMBRT	R 5.682,20	R 85,238	R 5.767,43	65 3453 ANIMATING TAPE
2028	12970.3	201919	14/03/2023	GUBERT'S CATERING	R 1.600,87	R 24,013	R 1.624,88	19 1000 CATERING
2029	12971.1	201919	14/03/2023	BEJANG TOILET SERVICES (P	R 1.213,35	R 18,215	R 1.231,56	13 9650 BIRING OF TOILETS
2030	12962.4	201919	14/03/2023	BELLWANGA COUNTRY HOUSE	R 56,522	R 84,78	R 141,30	6 5000 ACCOMMODATION
2031	12962.4	201919	14/03/2023	HEMARELUS BALDIT (PTY) LTD	R 1.021,10	R 24,318	R 1.045,41	18 6437 STATIONERY
2032	12906.3	201919	14/03/2023	GANBRAM BALDIT (PTY) LTD	R 1.959,04	R 29,086	R 1.988,12	22 2500 PAINT
2033	12900.0	201919	14/03/2023	INDUCLUB (PTY) LTD	R 2.760,00	R 41,000	R 2.801,00	31 7000 HIGH-PRESSURE CLEANER
2034	12965.0	201919	14/03/2023	PK SUPPLIERS	R 2.689,00	R 40,335	R 2.729,33	30 9025 ELECTRONICS
2035	12912.7	201919	14/03/2023	INDUCLUB (PTY) LTD	R 1.830,000	R 28,050	R 1.858,05	21 7000 OFFICE FURNITURE

#	REQ. NO.	ORDER NO.	ORDER DATE	CREDITOR NAME	ORDER AMOUNT - EXCL. VAT	VAT AMOUNT	ORDER AMOUNT - VAT INCL.	DESCRIPTION OF THE ORDER
2006	126085	262016	15/02/2023	ALEX GRANT PHARMACY	80,777	8,596	89,373	100
2007	126017	262018	15/02/2023	GAIBRANI MORG	1,508,20	25,628	1,533,828	1.23488 MOTOR VEHICLE REPAIR
2008	126017	262018	15/02/2023	PS DETAL MOTORS	1,980,00	-	1,980,00	1.98000 COMPACTORS
2009	126012	262016	15/02/2023	WHOLE E COAST CONSERVATION	11,800,00	-	11,800,00	11.80000 CIGARETTE BULB BEM
2010	126016	262017	15/02/2023	S&W ANDRE/S/LEONTE SERVICE	2,000,00	-	2,000,00	20.00000 BUILDING MAINTENANCE
2011	126016	262017	16/02/2023	BOUT ANDRE ENGINEERING DST	1,711,00	29,669	1,740,669	1.96772 TOOLS
2012	126115	262015	16/02/2023	HEMANSUS BUILD (PTY) LTD	1,497,13	22,457	1,519,590	1.72170 HARDWARE
2013	126117	262016	16/02/2023	CUSTOMER SERVICE LTD	2,000,00	-	2,000,00	20.00000 FLEET WORK
2014	126050	262017	16/02/2023	NOLOMA E (PTY) LTD	1,900,00	2,665,29	4,565,29	30.95800 FLOOR CUTTER
2015	126074	262018	16/02/2023	MULTI-TRAC SERVICES PTY LTD	1,876,22	29,143	1,905,365	21.37655 BROOMS
2016	126091	262019	16/02/2023	PC SUPPLIERS	1,082,91	15,639	1,098,549	11.99000 SPOTLIGHT
2017	126043	262016	16/02/2023	BARGAIN BOOKS	1,109,17	8,623	1,117,790	11.74400 BOOKS
2018	126138	262011	16/02/2023	HEMANSUS OFFICE NATIONAL	40,217	9,333	49,550	7.15000 STA HOME KIT
2019	126018	262015	16/02/2023	MAPAPAG AGRICULTURAL CORP	1,189,26	18,569	1,207,829	1.30785 SPOTLIGHT
2020	126118	262015	16/02/2023	RIQUEST WALTONS	61,500	9,375	70,875	7.06755 WHITE PULVER
2021	126115	262015	16/02/2023	GREEN INDUSTRIAL SOLUTIONS	1,495,00	8,250	1,503,250	1.95800 COMBINATION
2022	126112	262015	16/02/2023	MAPAPAG AGRICULTURAL CORP	1,950,00	89,230	2,039,230	8.35250 TOOLS
2023	126122	262016	16/02/2023	NOLOMA E (PTY) LTD	1,750,00	1,810,04	3,560,04	8.84520 VACUUM CLEANER
2024	126022	262016	16/02/2023	OVERFERRS AGR BIRWAYNE (PT	1,950,00	-	1,950,00	1.55000 FORTLIER
2025	126093	262017	16/02/2023	HEMANSUS OFFICE NATIONAL	1,670,00	-	1,670,00	8.50000 COVER ARRANGEMENT
2026	126093	262017	16/02/2023	HEMANSUS OFFICE NATIONAL	1,650,00	-	1,650,00	8.50000 SHEETS
2027	126081	262016	16/02/2023	HEMANSUS OFFICE NATIONAL	1,650,00	-	1,650,00	8.50000 SHEETS
2028	126098	262017	16/02/2023	HEMANSUS OFFICE NATIONAL	1,650,00	-	1,650,00	8.50000 SHEETS
2029	126098	262017	16/02/2023	HEMANSUS OFFICE NATIONAL	1,650,00	-	1,650,00	8.50000 SHEETS
2030	126098	262017	16/02/2023	HEMANSUS OFFICE NATIONAL	1,650,00	-	1,650,00	8.50000 SHEETS
2031	126098	262017	16/02/2023	HEMANSUS OFFICE NATIONAL	1,650,00	-	1,650,00	8.50000 SHEETS
2032	126098	262017	16/02/2023	HEMANSUS OFFICE NATIONAL	1,650,00	-	1,650,00	8.50000 SHEETS
2033	126098	262017	16/02/2023	HEMANSUS OFFICE NATIONAL	1,650,00	-	1,650,00	8.50000 SHEETS
2034	126098	262017	16/02/2023	HEMANSUS OFFICE NATIONAL	1,650,00	-	1,650,00	8.50000 SHEETS
2035	126098	262017	16/02/2023	HEMANSUS OFFICE NATIONAL	1,650,00	-	1,650,00	8.50000 SHEETS
2036	126098	262017	16/02/2023	HEMANSUS OFFICE NATIONAL	1,650,00	-	1,650,00	8.50000 SHEETS
2037	126098	262017	16/02/2023	HEMANSUS OFFICE NATIONAL	1,650,00	-	1,650,00	8.50000 SHEETS
2038	126098	262017	16/02/2023	HEMANSUS OFFICE NATIONAL	1,650,00	-	1,650,00	8.50000 SHEETS
2039	126098	262017	16/02/2023	HEMANSUS OFFICE NATIONAL	1,650,00	-	1,650,00	8.50000 SHEETS
2040	126098	262017	16/02/2023	HEMANSUS OFFICE NATIONAL	1,650,00	-	1,650,00	8.50000 SHEETS
2041	126098	262017	16/02/2023	HEMANSUS OFFICE NATIONAL	1,650,00	-	1,650,00	8.50000 SHEETS
2042	126098	262017	16/02/2023	HEMANSUS OFFICE NATIONAL	1,650,00	-	1,650,00	8.50000 SHEETS
2043	126098	262017	16/02/2023	HEMANSUS OFFICE NATIONAL	1,650,00	-	1,650,00	8.50000 SHEETS
2044	126098	262017	16/02/2023	HEMANSUS OFFICE NATIONAL	1,650,00	-	1,650,00	8.50000 SHEETS
2045	126098	262017	16/02/2023	HEMANSUS OFFICE NATIONAL	1,650,00	-	1,650,00	8.50000 SHEETS
2046	126098	262017	16/02/2023	HEMANSUS OFFICE NATIONAL	1,650,00	-	1,650,00	8.50000 SHEETS
2047	126098	262017	16/02/2023	HEMANSUS OFFICE NATIONAL	1,650,00	-	1,650,00	8.50000 SHEETS
2048	126098	262017	16/02/2023	HEMANSUS OFFICE NATIONAL	1,650,00	-	1,650,00	8.50000 SHEETS
2049	126098	262017	16/02/2023	HEMANSUS OFFICE NATIONAL	1,650,00	-	1,650,00	8.50000 SHEETS
2050	126098	262017	16/02/2023	HEMANSUS OFFICE NATIONAL	1,650,00	-	1,650,00	8.50000 SHEETS
2051	126098	262017	16/02/2023	HEMANSUS OFFICE NATIONAL	1,650,00	-	1,650,00	8.50000 SHEETS
2052	126098	262017	16/02/2023	HEMANSUS OFFICE NATIONAL	1,650,00	-	1,650,00	8.50000 SHEETS
2053	126098	262017	16/02/2023	HEMANSUS OFFICE NATIONAL	1,650,00	-	1,650,00	8.50000 SHEETS
2054	126098	262017	16/02/2023	HEMANSUS OFFICE NATIONAL	1,650,00	-	1,650,00	8.50000 SHEETS
2055	126098	262017	16/02/2023	HEMANSUS OFFICE NATIONAL	1,650,00	-	1,650,00	8.50000 SHEETS
2056	126098	262017	16/02/2023	HEMANSUS OFFICE NATIONAL	1,650,00	-	1,650,00	8.50000 SHEETS
2057	126098	262017	16/02/2023	HEMANSUS OFFICE NATIONAL	1,650,00	-	1,650,00	8.50000 SHEETS
2058	126098	262017	16/02/2023	HEMANSUS OFFICE NATIONAL	1,650,00	-	1,650,00	8.50000 SHEETS
2059	126098	262017	16/02/2023	HEMANSUS OFFICE NATIONAL	1,650,00	-	1,650,00	8.50000 SHEETS
2060	126098	262017	16/02/2023	HEMANSUS OFFICE NATIONAL	1,650,00	-	1,650,00	8.50000 SHEETS
2061	126098	262017	16/02/2023	HEMANSUS OFFICE NATIONAL	1,650,00	-	1,650,00	8.50000 SHEETS
2062	126098	262017	16/02/2023	HEMANSUS OFFICE NATIONAL	1,650,00	-	1,650,00	8.50000 SHEETS
2063	126098	262017	16/02/2023	HEMANSUS OFFICE NATIONAL	1,650,00	-	1,650,00	8.50000 SHEETS
2064	126098	262017	16/02/2023	HEMANSUS OFFICE NATIONAL	1,650,00	-	1,650,00	8.50000 SHEETS
2065	126098	262017	16/02/2023	HEMANSUS OFFICE NATIONAL	1,650,00	-	1,650,00	8.50000 SHEETS
2066	126098	262017	16/02/2023	HEMANSUS OFFICE NATIONAL	1,650,00	-	1,650,00	8.50000 SHEETS
2067	126098	262017	16/02/2023	HEMANSUS OFFICE NATIONAL	1,650,00	-	1,650,00	8.50000 SHEETS
2068	126098	262017	16/02/2023	HEMANSUS OFFICE NATIONAL	1,650,00	-	1,650,00	8.50000 SHEETS
2069	126098	262017	16/02/2023	HEMANSUS OFFICE NATIONAL	1,650,00	-	1,650,00	8.50000 SHEETS
2070	126098	262017	16/02/2023	HEMANSUS OFFICE NATIONAL	1,650,00	-	1,650,00	8.50000 SHEETS
2071	126098	262017	16/02/2023	HEMANSUS OFFICE NATIONAL	1,650,00	-	1,650,00	8.50000 SHEETS
2072	126098	262017	16/02/2023	HEMANSUS OFFICE NATIONAL	1,650,00	-	1,650,00	8.50000 SHEETS
2073	126098	262017	16/02/2023	HEMANSUS OFFICE NATIONAL	1,650,00	-	1,650,00	8.50000 SHEETS
2074	126098	262017	16/02/2023	HEMANSUS OFFICE NATIONAL	1,650,00	-	1,650,00	8.50000 SHEETS
2075	126098	262017	16/02/2023	HEMANSUS OFFICE NATIONAL	1,650,00	-	1,650,00	8.50000 SHEETS
2076	126098	262017	16/02/2023	HEMANSUS OFFICE NATIONAL	1,650,00	-	1,650,00	8.50000 SHEETS
2077	126098	262017	16/02/2023	HEMANSUS OFFICE NATIONAL	1,650,00	-	1,650,00	8.50000 SHEETS
2078	126098	262017	16/02/2023	HEMANSUS OFFICE NATIONAL	1,650,00	-	1,650,00	8.50000 SHEETS
2079	126098	262017	16/02/2023	HEMANSUS OFFICE NATIONAL	1,650,00	-	1,650,00	8.50000 SHEETS
2080	126098	262017	16/02/2023	HEMANSUS OFFICE NATIONAL	1,650,00	-	1,650,00	8.50000 SHEETS
2081	126098	262017	16/02/2023	HEMANSUS OFFICE NATIONAL	1,650,00	-	1,650,00	8.50000 SHEETS
2082	126098	262017	16/02/2023	HEMANSUS OFFICE NATIONAL	1,650,00	-	1,650,00	8.50000 SHEETS
2083	126098	262017	16/02/2023	HEMANSUS OFFICE NATIONAL	1,650,00	-	1,650,00	8.50000 SHEETS
2084	126098	262017	16/02/2023	HEMANSUS OFFICE NATIONAL	1,650,00	-	1,650,00	8.50000 SHEETS
2085	126098	262017	16/02/2023	HEMANSUS OFFICE NATIONAL	1,650,00	-	1,650,00	8.50000 SHEETS
2086	126098	262017	16/02/2023	HEMANSUS OFFICE NATIONAL	1,650,00	-	1,650,00	8.50000 SHEETS
2087	126098	262017	16/02/2023	HEMANSUS OFFICE NATIONAL	1,650,00	-	1,650,00	8.50000 SHEETS
2088	126098	262017	16/02/2023	HEMANSUS OFFICE NATIONAL	1,650,00	-	1,650,00	8.50000 SHEETS
2089	126098	262017	16/02/2023	HEMANSUS OFFICE NATIONAL	1,650,00	-	1,650,00	8.50000 SHEETS
2090	126098	262017	16/02/2023	HEMANSUS OFFICE NATIONAL	1,650,00	-	1,650,00	8.50000 SHEETS
2091	126098	262017	16/02/2023	HEMANSUS OFFICE NATIONAL	1,650,00	-	1,650,00	8.50000 SHEETS
2092	126098	262017	16/02/2023	HEMANSUS OFFICE NATIONAL	1,650,00	-	1,650,00	8.50000 SHEETS
2093	126098	262017	16/02/2023	HEMANSUS OFFICE NATIONAL	1,650,00	-	1,650,00	8.50000 SHEETS
2094	126098	262017	16/02/2023	HEMANSUS OFFICE NATIONAL	1,650,00	-	1,650,00	8.50000 SHEETS
2095	126098	262017	16/02/2023	HEMANSUS OFFICE NATIONAL	1,650,00	-	1,650,00	8.50000 SHEETS
2096	126098	262017	16/02/2023	HEMANSUS OFFICE NATIONAL	1,650,00	-	1,650,00	8.50000 SHEETS
2097	126098	262017	16/02/2023	HEMANSUS OFFICE NATIONAL	1,650,00	-	1,650,00	8.50000 SHEETS

#	REQ. NO	ORDER NO	ORDER DATE	CREDITOR NAME	ORDER AMOUNT - EXCL. VAT	VAT AMOUNT	ORDER AMOUNT - VAT INCL.	DESCRIPTION OF THE ORDER
2098	129422	202158	21/02/2023	VIES CLEANING SOLUTIONS (I	0,347,493	96,217	443,710	DRILLING HOLES FOR POLES
2099	129470	202159	21/02/2023	SAVI ANDO BAJE ENTE (R)ISE	1,045,78	1,566,22	2,612,00	BULB D966 AMBINTHANCE
2100	129460	202175	22/02/2023	PRIOUR OFFICE FURNITURE	1,726,000	2,589,00	4,315,00	OFFICE FURNITURE
2101	129614	202176	22/02/2023	YELLOWWING TRADING CO.	1,030,000	1,621,20	2,651,20	PLONK BENCH
2102	129152	202176	22/02/2023	HC SUPPLIES	7,699,37	1,177,41	8,876,78	STEP LADDER & CLEANING ITEMS
2103	129577	202178	22/02/2023	REBORG OFFICE MATERIAL	4,600,00	69,000	4,669,00	OFFICE FURNITURE
2104	129598	202179	22/02/2023	GA ARSHER HERRANZAS (P)TY L	2,169,00	31,535	2,200,53	BUILDING AMBINTHANCE
2105	129603	202181	22/02/2023	MEMOTEX TRADING CO	3,999,00	3,999,00	7,998,00	55'X68" STA TOBE RY
2106	129670	202182	22/02/2023	OFFICE FOR YOU (P)TY LTD	7,625,05	1,118,35	8,743,40	ACCOMODATION
2107	129673	202184	22/02/2023	ACCURALS BOUTIQUE VETALE	7,620,00	7,620,00	15,240,00	INFORMATION SIGN
2108	129673	202184	22/02/2023	DEBILLE PRINTING	1,799,13	20,087	1,819,21	BATTERY
2109	129633	202186	22/02/2023	SECORA INTERNATIONAL SECOR	68,745	10,317	79,062	OFFICE FURNITURE
2110	129616	202186	22/02/2023	SECORA INTERNATIONAL SECOR	1,946,000	2,919,00	4,865,00	OFFICE FURNITURE
2111	129508	202189	23/02/2023	NOLANA B (P)TY LTD	3,921,00	58,815	3,979,81	PAINT
2112	129640	202190	23/02/2023	OLYMPIA INTERNATIONAL PAI	30,905	5,545	36,450	KOMP BUDOR
2113	129548	202193	23/02/2023	BOYTERRE OVERMARK	2,652,00	39,781	2,691,78	WHEELBARROW
2114	129674	202194	23/02/2023	GARDIAN BUILD IT (P)TY L	1,521,05	22,816	1,543,86	HARDWARE
2115	129947	202209	23/02/2023	ALDI (P)TY LTD	1,236,48	18,547	1,255,03	FIRE EXTINGUISHERS
2116	129946	202210	23/02/2023	HERRANZAS EXTINGUISHER SER	1,236,48	18,547	1,255,03	FIRE EXTINGUISHERS
2117	129953	202211	23/02/2023	DIY4EST WALTONS	1,236,48	18,547	1,255,03	FIRE EXTINGUISHERS
2118	129953	202212	23/02/2023	STARTUP (P)TY LTD	1,798,08	28,071	1,826,15	PROTECTIVE CLOTHING
2119	129959	202213	23/02/2023	YELLOWWING TRADING CO	6,941,00	1,041,15	7,982,15	PORTABLE AIRCON
2120	129867	202214	23/02/2023	HERRANZAS OFFICE NATIONAL	1,516,60	27,749	1,544,34	STA TOBE RY
2121	129694	202215	23/02/2023	HERRANZAS OFFICE NATIONAL	58,221	8,739	66,960	REFRESHMENTS
2122	129620	202217	23/02/2023	GILBERT'S CATERING	3,462,87	51,943	3,514,81	STA TOBE RY
2123	129625	202226	23/02/2023	HERRANZAS OFFICE NATIONAL	19,610,00	2,462,40	22,072,40	STA TOBE RY
2124	129768	202228	23/02/2023	NOLANA B (P)TY LTD	781,74	11,726	793,46	TILES
2125	129953	202229	24/02/2023	GARDIAN BUILD IT (P)TY L	1,612,08	24,193	1,636,27	DUPK AIR KEYS
2126	129953	202229	24/02/2023	NOLANA B (P)TY LTD	5,250,00	78,750	5,328,75	HARDWARE
2127	129695	202234	24/02/2023	ADUVO ENTERPRISES (P)TY	1,918,000	2,862,00	4,780,00	CLOTHING
2128	129658	202234	24/02/2023	HERRANZAS HARDWARE	85,043	12,57	97,614	HARDWARE
2129	129956	202235	24/02/2023	HERRANZAS OFFICE NATIONAL	1,062,52	15,938	1,078,46	VOICE RECORDER
2130	129963	202236	24/02/2023	HERRANZAS OFFICE NATIONAL	1,400,00	-	1,400,00	INFORMATION SIGN
2131	129963	202236	24/02/2023	SEKAWARKS	5,000,00	-	5,000,00	TRANSPORTATION
2132	129939	202243	24/02/2023	MC BRANNA TOURS	3,460,87	51,913	3,512,78	ACCOMODATION
2133	127723	202243	24/02/2023	THE HABIT GUEST HOUSE	8,956,52	1,043,48	10,000,00	BUILDING AMBINTHANCE
2134	129900	202245	24/02/2023	MCURT COMPANY (P)TY LTD	8,957,41	54,861	9,012,27	FLIGHTS
2135	129900	202245	24/02/2023	MCURT COMPANY (P)TY LTD	2,899,57	43,143	2,942,71	ACCOMODATION
2136	129850	202246	27/02/2023	M. OLIPHWOOD TRAVEL AGENCY	65,217	67,83	133,044	HARDWARE
2137	129876	202248	27/02/2023	ALDI (P)TY LTD	2,000,00	32,000	2,032,00	BUILDING AMBINTHANCE
2138	129876	202248	27/02/2023	CONSTRUCTIVE BUILDING MAI	61,720	92,000	153,720	HARDWARE
2139	129951	202250	27/02/2023	GARDIAN BUILD IT (P)TY L	3,759,04	56,088	3,815,12	HARDWARE
2140	129955	202251	27/02/2023	GARDIAN BUILD IT (P)TY L	948,70	14,231	962,93	HARDWARE
2141	129955	202251	27/02/2023	GARDIAN BUILD IT (P)TY L	1,683,25	25,249	1,708,49	HARDWARE
2142	129967	202257	27/02/2023	MAJAPAJAR AGRIART (COLOR	3,084,72	38,771	3,123,49	PAINT
2143	129005	202259	27/02/2023	BOIT AND F WOODWORKING DIST	66,652	98,48	165,134	HARDWARE
2144	129989	202260	27/02/2023	BULLER'S TRACK DEPOT (BU	1,433,04	21,456	1,454,49	HARDWARE
2145	130013	202261	27/02/2023	BULLER'S TRACK DEPOT (BU	8,933,05	1,275,55	10,208,60	POWER TOOLS
2146	129981	202263	27/02/2023	HERRANZAS BUILD IT (P)TY L	2,75,002	3,413,40	3,688,40	HARDWARE
2147	130042	202264	28/02/2023	GUYO CHOICE TRAVEL AND	2,826,09	42,391	2,868,48	WATER DISPENSER
2148	129992	202271	28/02/2023	DAUS WATER	1,367,217	2,047,83	3,415,054	PPE
2149	129676	202272	28/02/2023	RE SUPPLIES	4,000,00	60,000	4,060,00	RESPONSE GUIDE
2150	129646	202273	28/02/2023	SOULSTAIR DISTRIBUTION	9,500,00	-	9,500,00	BUILDING AMBINTHANCE
2151	129643	202274	28/02/2023	SAVI ANDO BAJE ENTE (R)ISE	1,330,13	20,867	1,351,00	BATTERY
2152	129726	202275	28/02/2023	AMNOCOOKS	5,773,91	86,609	5,860,51	POWER COG BENCHES
2153	129646	202281	28/02/2023	PIRWOOD PRODUCTS	2,660,87	39,913	2,700,78	ACCOMODATION
2154	129765	202282	28/02/2023	PRUDICA HOTEL SAIGON (SAV	365,322	48,78	414,102	BOOKMARKS
2155	130067	202284	01/03/2023	RAY DESIGN	9,462,00	1,416,30	10,878,30	GAUJ STEEL POLES
2156	129465	202285	01/03/2023	ROPHLE 36095 (P)TY LTD	1,805,02	19,584	1,824,60	GAUJ
2157	130018	202287	01/03/2023	DIY4EST WALTONS	1,000,75	30,111	1,030,86	HARDWARE TEMP
2158	130019	202288	01/03/2023	MAJAPAJAR AGRIART (COLOR	1,000,75	30,111	1,030,86	HARDWARE TEMP
2159	129819	202289	01/03/2023	GATEWAY SUPPLIES & TOYS	1,100,20	17,739	1,117,93	BETTE

#	REQ. NO	OR DER NO	ORDER DATE	CREDITOR NAME	ORDER AMOUNT - EXCL. VAT	VAT AMOUNT	ORDER AMOUNT - VAT INCL.	DESCRIPTION OF THE ORDER
2100	130013	262790	01.03.2023	GIBBERTY CATERING	1,895.00	-	1,895.00	1,895.00 CATERING
2101	130026	262791	01.03.2023	CUSTOM DISPLAY LTD	2,000.00	-	2,000.00	20,000 INSTALLATION OF SOLAR LIGHTS
2102	129966	262792	01.03.2023	STACTOROM	4,884.00	673.69	5,557.69	51,572.50 SERVICE GENERALIST
2103	130080	262793	01.03.2023	SECORA INTERNATIONAL SECUR	69,783.00	10,317.00	80,100.00	7,910.00 BATTERY
2104	130088	262794	01.03.2023	ADIC EXPRESS HERMANAUS	1,050.27	15,754.00	16,804.27	1,217.81 ELECTRICAL ITEMS
2105	129753	262795	01.03.2023	SCW PARKS (PTY) LTD	11,500.00	1,750.00	13,250.00	13,032.20 PAINT
2106	129743	262800	01.03.2023	NOVA A & (PTY) LTD	3,082.160	3,129.28	6,211.44	29,948.80 HARDFWARE ITEMS
2107	129851	262801	01.03.2023	NOVA A & (PTY) LTD	4,370.00	65,550.00	69,920.00	50,255.00 ADVERTS
2108	129817	262802	01.03.2023	FIBREWIRE SYSTEMS SOLUTION	9,000.00	1,350.00	10,350.00	10,350.00 MAINTENANCE OF THE DETECTION AND SUPPRESSION SYSTEM OF BIVVER ROOMS
2109	129804	262803	01.03.2023	HERMANAUS EXHIBITIONERS SEN	4,700.00	71,400.00	76,100.00	54,780.00 EXTRUSION SIFERS
2110	130011	262804	01.03.2023	TICKETPRINT SOLUTIONS	8,410.00	1,261.50	9,671.50	96,715.00 CHROMATED SIGNBOARDS
2111	130022	262813	02.03.2023	DECKWAGEL	9,800.00	-	9,800.00	98,000.00 ACCOMMODATION
2112	130034	262815	02.03.2023	SPHERHOOD SUPPLIERS TO	1,043.48	19,652.00	20,695.48	1,200.00 SUPPLY AND INSTALLATION OF BIRDS
2113	130036	262816	02.03.2023	GARBANI BUILDIT (PTY) LTD	1,721.48	25,822.00	27,543.48	13,974.00 BUILDING LIME
2114	130035	262817	02.03.2023	BOWEST WALLTONGS	598.10	8,972.00	9,570.10	8,972.00 CLEANING MATERIALS
2115	129965	262818	02.03.2023	SUNNY OCEAN HERMANAUS	19,913.00	7,067.00	26,980.00	1,000.00 VEHICLE REPAIRS
2116	129924	262819	02.03.2023	HERMANAUS MEDIA	22,000.00	3,300.00	25,300.00	25,000 VEHICLE REPAIRS
2117	129232	262820	02.03.2023	NOVA A & (PTY) LTD	21,764.00	3,266.00	25,030.00	25,030.00 REPRODUCTION OF SIGNBOARDS & LIGHTS
2118	129973	262822	02.03.2023	RC SUPPLIERS	9,144.87	32,175.00	41,319.87	10,000.00 STATIONERY
2119	130083	262823	02.03.2023	RFC ELECTRICAL WHOLESALER	1,675.25	25,138.00	26,813.25	130,700.00 ELECTRICAL ITEMS
2120	129518	262824	02.03.2023	PRINTING OFFICE NATIONAL	1,000.00	11,400.00	12,400.00	8,000.00 SEALER
2121	130012	262825	02.03.2023	KAAP RAGH AGRIMART (Pty) Ltd	1,000.00	11,400.00	12,400.00	12,100.00 HARDFWARE ITEMS
2122	130017	262826	02.03.2023	GARBANI BUILDIT (PTY) LTD	2,174.63	3,339.17	5,513.80	35,000.00 WALLPAPER
2123	129787	262828	02.03.2023	WAGNER PROTECTS (PTY) LTD	1,800.00	2,220.00	4,020.00	11,000.00 SPORTS EQUIPMENT
2124	129787	262829	02.03.2023	WAGNER PROTECTS (PTY) LTD	18,783.00	11,217.00	30,000.00	REPAIRS FIXING IT
2125	130017	262830	02.03.2023	HERMANAUS TOCCEAR THE ARMS	2,585.25	30,038.00	32,623.25	29,000.00 CLEANING EQUIPMENT
2126	129840	262831	02.03.2023	HEB OTHER WALLTONGS	17,420.00	11,625.00	29,045.00	8,000.00 STATIONERY
2127	130041	262836	02.03.2023	BO THE HERO GENERAL	2,720.00	9,056.00	11,776.00	8,000.00 MEMBER
2128	129963	262838	02.03.2023	NOVA A & (PTY) LTD	9,888.20	9,823.00	19,711.20	17,400.00 GARDENING EQUIPMENT
2129	130078	262839	02.03.2023	HERMANAUS OFFICE NATIONAL	1,304.56	39,574.00	40,878.56	1,500.00 STATIONERY
2130	130072	262840	02.03.2023	HERMANAUS OFFICE NATIONAL	1,643.08	8,052.00	9,695.08	18,000.00 CLEANING MATERIALS
2131	129979	262841	02.03.2023	WAGNER OFFICE NATIONAL	3,070.00	16,650.00	19,720.00	28,133.00 STATIONERY
2132	130002	262842	02.03.2023	KAAP RAGH AGRIMART (Pty) Ltd	3,089.00	21,470.00	24,559.00	12,250.00 CHROMATED SIGNBOARDS
2133	130012	262843	02.03.2023	SECORA DISPLAY (PTY) LTD	2,172.00	4,546.00	6,718.00	14,500.00 CALCOUT PROGRAM ON THE BENCH
2134	129948	262844	02.03.2023	MATTI DISPLAY (PTY) LTD	3,840.00	3,840.00	7,680.00	39,000.00 CATERING
2135	130140	262847	02.03.2023	HERMANAUS HARDFWARE ITEMS	3,817.50	5,061.00	8,878.50	3,800.00 COOKING
2136	130140	262848	02.03.2023	GIBBERTY CATERING	1,650.00	1,801.00	3,451.00	19,000.00 COOKING
2137	129848	262849	02.03.2023	HERMANAUS TOCCEAR	12,612.50	1,801.00	14,413.50	14,000.00 KITCHEN
2138	129848	262850	02.03.2023	HERMANAUS TOCCEAR	1,527.63	27,514.00	29,041.63	17,547.72 VEHICLE REPAIRS
2139	129848	262851	02.03.2023	HERMANAUS TOCCEAR	213,911.50	3,056.70	216,968.20	24,450.00 REPRODUCTION OF BIRDS
2140	129925	262852	02.03.2023	HERMANAUS TOCCEAR	4,599.30	68,848.00	73,447.30	5,382.18 CLEANING MATERIALS
2141	129948	262853	02.03.2023	HERMANAUS TOCCEAR	25,000.00	-	25,000.00	25,000.00 SHADE POINTS
2142	129948	262854	02.03.2023	HERMANAUS TOCCEAR	3,400.00	54,000.00	57,400.00	41,000.00 KITCHEN
2143	130117	262858	02.03.2023	WAGNER PROTECTS (PTY) LTD	9,795.69	1,669.35	11,465.04	11,465.04 FLESHING & COMBINATION & TRAPPOINT
2144	129111	262859	02.03.2023	NOVA A & (PTY) LTD	3,080.00	46,200.00	49,280.00	35,420.00 NAIL O STEEL
2145	130153	262864	02.03.2023	WAGNER TRASK DEPOT, BLI	1,739.10	26,067.00	27,806.10	19,200.00 DISPLAY PRODUCTS
2146	129795	262865	02.03.2023	OTHELLE PRINTING	8,039.00	62,250.00	70,289.00	80,500.00 DISPLAY PRODUCTS
2147	129925	262866	02.03.2023	OFFICE FOR YOU (Pty) Ltd	4,150.00	62,250.00	66,400.00	47,225.00 AERATION
2148	129948	262867	02.03.2023	FRANCIS PRODUCTIONS (P)	2,580.10	25,102.00	27,682.10	24,911.20 STATIONERY
2149	130157	262868	02.03.2023	ALEX GRANT PHARMACY	1,696.96	25,104.00	26,801.96	19,400.00 CHROMATED SIGNBOARDS
2150	130155	262869	02.03.2023	GARBANI BUILDIT (PTY) LTD	1,722.26	25,634.00	27,356.26	19,800.00 CHROMATED SIGNBOARDS
2151	130155	262870	02.03.2023	OTTO SKOPS (PTY) LTD	10,764.400	1,018.60	11,783.00	19,800.00 HARDFWARE ITEMS
2152	130157	262871	02.03.2023	BO THE HERO GENERAL	9,336.00	1,136.00	10,472.00	1,020.00 COO
2153	129973	262872	02.03.2023	HERMANAUS OFFICE NATIONAL	31,705.00	3,205.00	34,910.00	2,540.00 STATIONERY
2154	130179	262873	02.03.2023	FUNCTIONALITY (Pty) Ltd	1,840.00	27,640.00	29,480.00	21,240.00 ROAD SIGNS
2155	130155	262874	02.03.2023	OTTO SKOPS (PTY) LTD	2,565.25	38,478.00	41,043.25	29,500.00 HIRING OF TABLE CLOTHS
2156	129848	262875	02.03.2023	KAAP RAGH AGRIMART (Pty) Ltd	4,899.50	79,644.00	84,543.50	56,400.00 SUPPLY CLOTHING
2157	129716	262876	02.03.2023	KAAP RAGH AGRIMART (Pty) Ltd	1,612.000	2,793.30	4,405.30	21,413.00 PRECAST PLINTHS
2158	129706	262877	02.03.2023	NEW LET WOODWORK (PTY) LTD	2,000.00	-	2,000.00	20,000.00 REPAIR ROADWALK AND BRIDGES
2159	130141	262878	02.03.2023	BOWEST WALLTONGS	1,407.63	22,467.00	23,874.63	17,224.90 STATIONERY

REQ. NR	ORDER NO	ORDER DATE	CREDITOR NAME	ORDER AMOUNT - EXCEL VAT	VAT AMOUNT	ORDER AMOUNT - VAT INCL	DESCRIPTION OF THE ORDER
2222	130169	2024/19	H2O CT SERVICES	76,087	3,413	30,000	WATER REFILLS
2223	130181	2024/10	BLINDS AND FLOORING TRIBU	1,750,13	26,027	2,000	SHOWER ARMREST AND INSTALL
2224	129648	2024/11	BLINDS AND FLOORING TRIBU	5,339,13	88,027	61,400	RINE PLANKS
2225	129729	2024/11	MEWATOK TRADING CO	4,568,55	66,228	52,383	TOILET PAPER DISPENSER
2226	129671	2024/16	EMERALD INFRASTRUCTURES SD	14,751,69	2,200,72	10,942,11	MAMBO SERVICION GENERATOR
2227	130001	2024/19	OFFICE FOR YOU P/NU/LLD	1,596,00	23,940	18,364,00	STATIONERY
2228	129972	2024/16	ADR LOAN OCCASIONAL KED	7,244,00	1,086,60	37,500,00	OPTOWHIST TEST AND FITNESS REPORT
2229	129916	2024/17	PRODIGA OFFICE FURNITURE	1,729,00	25,935	83,300,00	BUMDUS
2230	129698	2024/18	ROIT AND E WAREHOUSE DIST	791,823	11,973	1,988,15	TOOLS
2231	130134	2024/19	HERMANS KOWEER CENTRE	22,499,00	337,924	31,727	LAMPWORKER REPAIRS
2232	129114	2024/11	OFFICE FOR YOU P/NU/LLD	6,991,24	1,048,69	25,878,85	OFFICE FURNITURE
2233	129144	2024/11	PIETORUS BELLSLOWDO	7,889,24	1,182,49	80,303,3	C. IMPUNITY MATERIALS
2234	129940	2024/12	ARHMAN ADVISORIES OPNAT	4,100,00	61,500	90,754,3	FLUORING MATERIALS
2235	129855	2024/12	YELLOWMANGO TRADING CC	1,755,04	26,020	1,995,30	HARDWARE ITEMS
2236	130175	2024/19	ERIC BOOKER PROMOTIONS IP	1,701,90	25,528	1,957,18	ELECTRICAL ITEMS
2237	130223	2024/19	GARIBANI ELIETRES	41,104	61,605	472,70	STATIONERY
2238	130186	2024/19	HERMANS OFFICE NATIONAL	1,014,01	15,219	11,660,0	HARDWARE ITEMS
2239	129816	2024/17	MEWATOK TRADING CO	1,078,09	31,580	19,290,0	HEIRKICE
2240	130111	2024/19	GARIBANI BALDIT IPTV/LLD	2,132,00	31,580	24,510,0	RECHARGEABLE BATTERIES
2241	129952	2024/10	BLUE LINE INDUSTRIES PTY	4,020,00	69,300	53,130,0	SCAPDISPENSER
2242	130011	2024/19	BOYTRIEHERBERMAN	1,802,500	-	180,250,0	BANDONAWIDNES
2243	129610	2024/17	STORY TEAM IPTV/LLD	4,650,00	69,750	53,475,0	MOTIONWAVE
2244	129979	2024/19	NOLANDA IPTV/LLD	1,980,00	-	19,800,0	NAME TAGS
2245	130119	2024/19	LES FINGERBARS	1,338,678	1,982,02	150,490,0	PAINT
2246	129916	2024/19	GARIBANI BALDIT IPTV/LLD	58,130	88,027	6,750,0	TOOLS
2247	130113	2024/19	MEWATOK TRADING CO	1,391,22	20,868	15,995,0	WBRE
2248	130121	2024/19	GARIBANI BALDIT IPTV/LLD	891,220	13,365	10,260,3	ELECTRICAL ITEMS
2249	130124	2024/19	GARIBANI ELIETRES	1,688,87	25,335	19,462,0	HARDWARE ITEMS
2250	130195	2024/17	ADJAO ENTERPRISES IPTV	2,521,500	3,762,88	29,032,8	WASTER MANAGEMENT BINARKE D PRODUCTS
2251	129151	2024/17	ALEX GRANT PHARMACY	30,317	4,556	3,493,3	FOOD
2252	130273	2024/19	AJCC EXPRESS HERMANS	26,640	39,06	283,36	ELECTRICAL ITEMS
2253	130032	2024/18	OK FOODS GARIBANI	26,431	3,955	303,66	REFRESHMENTS
2254	130114	2024/19	HERMANS MEDIAS	21,803	32,71	2,507,8	VEHICLE REPAIRS
2255	130228	2024/10	HERMANS MEDIAS	25,242	374	2,908,6	VEHICLE REPAIRS
2256	130210	2024/11	HERMANS MEDIAS	25,220,00	3,783,00	29,030,00	CORPORATE BLOCKS
2257	129962	2024/11	WALDEP BAY CONCRETE PRODU	1,950,00	-	19,500,0	INSTALLATION OF EXTRACTOR FANS
2258	130142	2024/19	HERMANS MEDIAS	1,061,64	15,935	12,208,9	VEHICLE REPAIRS
2259	130150	2024/19	HERMANS MEDIAS	75,335	3,803	79,13,8	PLUMBING MATERIALS
2260	130126	2024/16	PLUMBING SA IPTV/LLD	1,686,54	25,208	19,302,2	MEDICAL SUPPLIES
2261	130121	2024/18	YAG MEDICAL SUPPLIES IPTV	1,203,22	18,948	14,52,70	REFRESHMENTS
2262	130020	2024/18	HERMANS OFFICE NATIONAL	1,039,30	15,340	11,952,0	BOOKS
2263	130156	2024/11	BANGSAR BOOKS	2,883,04	43,246	33,155,0	BUMDUS
2264	130087	2024/12	PRODIGA OFFICE FURNITURE	70,835	1,028,28	8,148,0	STATIONERY
2265	130123	2024/19	HERMANS OFFICE NATIONAL	1,051,021	1,576,53	12,086,78	BINDING OF COUNCIL MINUTES
2266	129874	2024/19	BIDWEST PAPER USA DWIS	2,900,00	-	20,000,0	REPAIR BROADWALK
2267	130118	2024/19	NEW LIFE WOODWORK IPTV/LLD	11,803,00	1,722,00	13,202,00	THE EXTRAS/SHOPS
2268	130055	2024/17	HERMANS OFFICE NATIONAL	3,880,00	57,600	44,100,0	BLADE/BLADE
2269	130035	2024/18	KAAP ADOR AGRIWALIK LIQUOR	2,255,00	-	22,500,0	STEAM CLEANING
2270	129982	2024/19	SORBITU M	1,797,700	2,686,55	208,735,5	UNIFORMS
2271	129994	2024/19	SPINNS AND ELLIS	1,524,36	22,864	17,520,0	CLEANING MATERIALS
2272	130113	2024/19	HERMANS OFFICE NATIONAL	4,950,00	65,250	50,025,0	WOMAN POLYBUMDUS
2273	130081	2024/19	CARLOWESTER CC	1,620,24	24,304	18,632,8	STATIONERY
2274	130098	2024/19	BIDWEST WAITONS	1,497,85	22,467	17,224,9	STATIONERY
2275	130079	2024/19	HERMANS BALDIT IPTV/LLD	2,956,26	44,346	33,993,70	HARDWARE ITEMS
2276	130118	2024/19	HERMANS BALDIT IPTV/LLD	8,800,00	135,000	28,790,39	ELECTRICAL ITEMS
2277	129859	2024/19	POWERCOM SOLUTIONS PTY	8,800,00	135,000	102,850,0	STATIONERY
2278	130129	2024/19	OFFICE FOR YOU P/NU/LLD	1,866,30	29,494	26,605,0	TEXTBOOKS
2279	129959	2024/19	WILSTAN SERVICES PTY/LLD	1,866,30	29,494	22,812,4	FOOD
2280	130111	2024/10	OH INC LABEL	1,043,48	1,238	9,831	FOOD
2281	130151	2024/19	ALEX GRANT PHARMACY	14,483,81	217,43	160,552,3	STATIONERY
2282	130148	2024/19	SHERHOOD FURNITURES LTD	-	-	-	-
2283	129933	2024/17	OFFICE FOR YOU P/NU/LLD	-	-	-	-

#	REQ. NO	ORDER NO	ORDER DATE	CREDITOR NAME	ORDER AMOUNT - EXCL. VAT	VAT AMOUNT	ORDER AMOUNT - VAT INCL.	DESCRIPTION OF THE ORDER	
2284	129617	202549	14/01/2023	BO BURKHARDT-KALERWANG-CC	R	76,96	R	5.9000 VACUUM BAGS	
2285	130186	202551	15/01/2023	WY DESIGN	R	1.937,28	R	201,60 R	15.9000 RANOVER PRINTINGS
2286	130187	202552	15/01/2023	GIBBERT'S CATERING	R	70,00	R	7,0000	CATERING
2287	130264	202553	15/01/2023	GARIBANI BUILDIT (PTY) LTD	R	1.653,62	R	248,04 R	1.001660 HARDWARE ITEMS
2288	130264	202554	15/01/2023	BALLER'S TRUCK DEPOT, MA	R	1.422,89	R	21,85 R	10.9042 HARDWARE ITEMS
2289	129957	202555	15/01/2023	MAAP AGRI ALPHAWORLDQUOR	R	3.051,89	R	46,777 R	33.9257 SHADE NET & LOGS
2290	130336	202560	15/01/2023	OK FOODS GARIBANI	R	34,783	R	5,217 R	40.0000 AIR TRAY
2291	129128	202566	15/01/2023	GARIBANI MAZAS	R	9.152,96	R	1.372,94 R	105.2540 VEHICLE REPAIRS
2292	130272	202567	15/01/2023	GARIBANI MAZAS	R	568,40	R	85,26 R	65.9660 VEHICLE REPAIRS
2293	130022	202568	16/01/2023	VOLTEX (PTY) LTD - OVERST	R	1.382,29	R	207,48 R	15.9040 ELECTRICAL ITEMS
2294	130127	202569	16/01/2023	OFFICE TECH	R	2.200,00	R	1.080,00 R	82.8000 OFFICE FURNITURE
2295	130449	202570	16/01/2023	MAAP AGRI ALPHAWORLDQUOR	R	1.712,00	R	25,600 R	1.968800 PROTECTIVE CLOTHING
2296	130408	202571	16/01/2023	HERMANUS OFFICE NATIONAL	R	53,515	R	8,027 R	61.5400 INK
2297	130039	202572	16/01/2023	GLASBEHN HERMANUS (PTY) L	R	764,45	R	11,405 R	8.7900 GLASS
2298	130191	202573	16/01/2023	ADDC EXPRESS HERMANUS	R	1.069,49	R	15,981 R	12.7521 ELECTRICAL ITEMS
2299	130409	202574	16/01/2023	REBIBOS OFFICE NATIONAL	R	1.564,12	R	23,913 R	1.78724 STATIONERY
2300	130080	202575	16/01/2023	UNIVERSAL TRADING	R	1.752,00	R	2,628,00 R	301.5260 PLUMBING MATERIALS
2301	130445	202580	17/01/2023	CUSTOM DESIGN PTN LTD	R	2.000,00	R	---	2.000000 CLEAR GLASS POOL SLIPWAY
2302	129861	202582	17/01/2023	W CONDER AND USTYKIE PAIRS	R	1.699,57	R	25,043 R	1.920000 GARDEN PEBBLES
2303	130427	202584	17/01/2023	W CONDER AND USTYKIE PAIRS	R	1.699,57	R	24,913 R	1.920000 GARDEN PEBBLES
2304	130428	202585	17/01/2023	HERMANUS BUILDIT (PTY) LTD	R	792,52	R	11,738 R	8.9950 HARDWARE ITEMS
2305	130443	202595	17/01/2023	ALDIHANGWANG BUILDIT	R	991,236	R	14,869 R	11.3950 HARDWARE ITEMS
2306	130381	202596	17/01/2023	HERMANUS BUILDIT (PTY) LTD	R	989,99	R	14,841 R	11.3780 HARDWARE ITEMS
2307	130382	202597	17/01/2023	PRETORIUS MELBELL DAWESO	R	50,590	R	13,875 R	1.045000 CARPENTRY MATERIALS
2308	129641	202598	17/01/2023	VOLTEX (PTY) LTD - OVERST	R	1.895,28	R	27,939 R	21.4657 ELECTRICAL ITEMS
2309	129921	202602	17/01/2023	DEBELLIE PRINTING	R	1.280,00	R	---	12.800000 CLOTHING
2310	130414	202603	17/01/2023	WY DESIGN	R	1.479,26	R	22,124 R	1.700000 SHOWERBOWL
2311	130418	202605	17/01/2023	MALBER'S TRUCK DEPOT, MA	R	51,087	R	7,613 R	5.9900 DESIGN AND PRINT BOOKLET
2312	130245	202606	17/01/2023	LEGA JACOBS PROMOTIONS	R	3.000,00	R	40,000 R	34.5000 DESIGN AND PRINT BOOKLET
2313	130245	202607	17/01/2023	WY DESIGN	R	99,130	R	14,870 R	11.4000 SHOWERBOWL
2314	130091	202611	17/01/2023	YELLOWHANGO TRADING CC	R	3.676,40	R	55,140 R	42.7740 VARIOUS BATTERIES
2315	130461	202611	17/01/2023	OK FOODS GARIBANI	R	85,902	R	12,545 R	96487 PREFER-SHARVETS
2316	130401	202613	17/01/2023	HAKONWAGHON SOUTHWEATR	R	9.984,00	R	1.497,60 R	11.481600 ACCOMMODATION FOR POOLS
2317	130061	202614	17/01/2023	SEONA INTERNATIONAL SECUR	R	2.260,47	R	33,913 R	24.0000 ALARMA BATTERY
2318	130075	202615	17/01/2023	HERMANUS KROWER CENTRE	R	3.499,70	R	51,595 R	39.5565 LAWYAROWE PARTS
2319	130128	202616	20/01/2023	OFFICE FOR YOU (PTY) LTD	R	1.252,00	R	18,780 R	14.39810 STATIONERY
2320	129825	202618	20/01/2023	VAN DER MERWE AMES	R	8.000,00	R	---	8.000000 TOWING SERVICES
2321	130176	202622	20/01/2023	WERGOTER TRADING CC	R	1.157,569	R	179,38 R	13.75477 SHUTTERFLY
2322	130668	202624	22/01/2023	HERMANUS OFFICE NATIONAL	R	1.707,27	R	181,18 R	1.398310 PREFER-SHARVETS
2323	130242	202624	22/01/2023	PRETORIUS MELBELL DAWESO	R	21,548	R	3,232 R	24.7200 FOOD
2324	130242	202625	22/01/2023	PRETORIUS MELBELL DAWESO	R	3.902,70	R	28,541 R	21.8811 CARPENTRY MATERIALS
2325	130077	202626	22/01/2023	OFFICE TECH	R	3.699,00	R	55,485 R	42.5385 MULTIMEDIA
2326	130404	202627	22/01/2023	O TYLLOGO HOTEL GROUP -	R	9.991,30	R	1.408,70 R	10.800000 ACCOMMODATION
2327	129015	202628	22/01/2023	LES ENGRAVERS	R	6.500,00	R	---	6.500000 HOV'S SHOPPE PLAD
2328	130284	202629	22/01/2023	LEGA JACOBS PROMOTIONS	R	94,000	R	141,60 R	1.085600 PEAK CAP
2329	130256	202630	22/01/2023	NEW FANTAS (PTY) LTD	R	310,140	R	3,021,60 R	23.165600 PAINT
2330	129977	202631	22/01/2023	B.L.C. HERMANUS	R	2.482,148	R	372,22 R	28.54670 HARDWARE ITEMS
2331	129022	202633	22/01/2023	SMITTY PRESS STRIMBERG CA	R	2.559,600	R	3.839,40 R	29.83540 SPEEDOLIMPS
2332	129008	202634	22/01/2023	OVERBERG AGR BERTWINE (PT	R	1.520,43	R	23,257 R	1.783000 HARDWARE ITEMS
2333	130466	202636	22/01/2023	GARIBANI BUILDIT (PTY) LTD	R	57,100	R	78,24 R	5.99844 HARDWARE ITEMS
2334	129751	202639	23/01/2023	HERMANUS LOGIC-ISM THS AND S	R	2.965,22	R	38,478 R	39.50000 REFERAR SAFETY DOOR LOCK
2335	130486	202640	23/01/2023	GARIBANI APTEK	R	51,26	R	7,70 R	59008 FOOD
2336	130410	202642	23/01/2023	HENDROOS M	R	1.990,00	R	---	1.950000 MAINTENANCE WORK AT LIBRARY
2337	130278	202643	23/01/2023	ADVAJO ENTERPRISES (PTY)	R	1.792,000	R	1.938,00 R	148.9000 CLOTHING
2338	130622	202650	23/01/2023	HERMANUS OFFICE NATIONAL	R	481,48	R	72,22 R	5.5370 STATIONERY
2339	130480	202651	23/01/2023	HERMANUS OFFICE NATIONAL	R	345,30	R	51,81 R	3.0720 STATIONERY
2340	130433	202652	23/01/2023	GLASBEHN HERMANUS (PTY) LTD	R	13,043	R	1,937 R	1.500000 PUTTY
2341	130454	202653	23/01/2023	PLUMBING SA (PTY) LTD	R	346,50	R	35,68 R	2.8548 PLUMBING MATERIALS
2342	130460	202654	23/01/2023	PLUMBING SA (PTY) LTD	R	89,904	R	13,488 R	10.3200 PLUMBING MATERIALS
2343	130246	202655	23/01/2023	ROCKA R (PTY) LTD	R	60,100	R	90,15 R	6.9115 SELFIE STICKS
2344	130716	202656	23/01/2023	LAWMER & LAMIN	R	7713,59	R	1.157,04 R	80.7063 LAWYAROWE PROTECTIVE CLOTHING
2345	130257	202658	23/01/2023	ARM AND FIBRE (PTY) LTD	R	1.043,38	R	15,652 R	1.300000 SHAW HOUSTER

#	REQ. NO.	ORDER NO.	ORDER DATE	CREDITOR NAME	ORDER AMOUNT - EXCL. VAT	VAT AMOUNT	ORDER AMOUNT - VAT INCL.	DESCRIPTION OF THE ORDER
2346	130355	202659	23/03/23	HERMANUS OFFICE NATIONAL	99,951	14,959	114,910	STA TOENE BY
2347	130342	202659	23/03/23	KACIKUANA TOURS	5,000	-	5,000	TRANSPORT
2348	129077	202651	23/03/23	BACOHERMANUS	1,042,935	1,569,388	12,028,323	HARDWARE ITEMS
2349	130055	202652	23/03/23	BLEIKWIND BOUWBEDEL	1,570,401	236,400	18,111,100	ELECTRICAL ITEMS
2350	129078	202653	23/03/23	MARINE CARPET & UPHOLSTERY	1,807,400	-	180,740,000	CLEANING OF CARPETS
2351	130500	202653	23/03/23	BALDREYS TRUCK DEPOT, BJA	97,137	145,700	1,117,077	HARDWARE ITEMS
2352	130456	202655	23/03/23	BARBARA BILDIT (PTY) LTD	1,678,005	25,171	19,267,619	HARDWARE ITEMS
2353	130458	202656	23/03/23	BIDVEST WALTONS	1,595,000	239,205	18,342,515	OFFICE CHAIR
2354	130379	202657	23/03/23	BOLT AND NUTS/BRASS/ST	5,075,000	76,125	58,302,519	HARDWARE ITEMS
2355	130339	202659	24/03/23	NONMANS SERVICES (PTY) LTD	3,565,22	53,478	41,000,018	CARTRIDGE
2356	130390	202671	24/03/23	OFFICE FOR YOU (PTV) LTD	8,065,000	1,029,75	78,947,519	OFFICE SUPPLIES
2357	130350	202672	24/03/23	PRICING OF FURNITURE	2,917,70	43,795	37,554,519	BUNDS
2358	130582	202673	24/03/23	OFFICE TECH	48,500	7,275	557,751	STA TOENE BY
2359	130332	202674	24/03/23	BIDVEST WALTONS	6,250,000	93,750	71,875,019	HIGH BACK CHAIR
2360	130482	202678	27/03/23	HERMANUS OFFICE NATIONAL	93,904	14,086	1,079,019	STA TOENE BY
2361	130383	202679	27/03/23	BIDVEST WALTONS	9,300,000	1,395,000	104,560,019	FINING CABINETS
2362	130488	202680	27/03/23	BANBARA BOOKS	1,542,22	23,138	17,730,019	BOOKS
2363	130453	202681	27/03/23	NONMANS SERVICES (PTY) LTD	11,000,000	-	11,000,000	CARTRAGES
2364	130300	202682	27/03/23	IC SUPPLIES	1,800,000	27,000	20,700,019	VACUUM CLEANER
2365	129964	202683	27/03/23	POWER GRASS SOLUTIONS (PTY)	2,565,27	38,779	29,730,019	ELECTRICAL ITEMS
2366	130589	202690	27/03/23	BLEIKWIND BILDIT	1,545,27	23,177	17,762,019	HARDWARE ITEMS
2367	130579	202691	27/03/23	BLEIKWIND BOUWBEDEL	1,692,52	25,388	19,464,019	HARDWARE ITEMS
2368	130251	202692	27/03/23	DEBELLE PRINTING	7,000,000	-	70,000,019	CLOTHING
2369	130342	202693	27/03/23	MAIER TECHNOLOGIES (PTY)	8,888,000	1,333,200	107,212,019	ELECTRICAL ITEMS
2370	129976	202694	27/03/23	MOLENAAR (PTY) LTD	2,350,000	35,250	27,025,019	MARINE PANEL
2371	130207	202695	27/03/23	ARMATEX TRIMINGS CC	6,000,000	1,036,47	79,463,019	WATER DISTRIBUTER
2372	130564	202696	27/03/23	DAVIES STRONG HOLD TEL	4,156,52	62,348	47,800,019	ACCOMMODATION
2373	130551	202697	27/03/23	BALDREYS TRUCK DEPOT, BJA	17,304	2,536	1,990,019	TOILET SEAT
2374	129801	202698	27/03/23	NONMANS SERVICES (PTY) LTD	769,22	11,538	8,440,019	HARDWARE ITEMS
2375	130454	202700	27/03/23	HERMANUS LOCKS/SHRIMP/SHANDS	1,667,21	25,019	19,140,019	LOCKS
2376	130561	202702	27/03/23	BLEIKWIND BOUWBEDEL	289,20	4,324	3,315,019	GAAS
2377	130109	202710	27/03/23	PNONOS LOGGING	11,22,069	1,684,000	129,109,019	POLES
2378	130570	202712	27/03/23	HERMANUS EXTINGUISHER SUP	84,000	12,600	966,019	REFRIGERATOR/EXTRUDERS
2379	130571	202713	27/03/23	ADRIANUS CONSTRUCTION (PTY)	76,447	11,467	879,14	ELECTRICAL ITEMS
2380	130573	202714	28/03/23	BIDVEST WALTONS	1,736,55	26,048	19,971,019	STA TOENE BY
2381	130577	202715	28/03/23	OK FOODS GAMBANI	1,617,59	24,261	18,600,019	AIR TIME
2382	130587	202716	28/03/23	HERMANUS MIDAS	5,130	770	59,000,019	VEHICLE REPAIRS
2383	130572	202717	28/03/23	VELLO WARMING TRIMMING CC	50,000	84,000	64,000,019	WATER TANK
2384	130345	202718	28/03/23	URUGA ALCOHOL PROMOTIONS	15,79,800	2,369,20	181,562,019	PROMOTIONAL ITEMS
2385	130316	202719	28/03/23	HENDRUS M	1,200,000	-	12,000,019	BLADES MAINTENANCE
2386	130599	202720	28/03/23	BIDVEST WALTONS	1,663,75	24,956	19,129,019	STA TOENE BY
2387	130017	202721	28/03/23	PLD SPECIALISED PRODUCTS	1,730,000	25,800	19,780,019	PLUMBING MATERIALS
2388	130457	202722	29/03/23	PLUMBING SA (PTY) LTD	5,053,71	75,808	58,117,019	PLUMBING MATERIALS
2389	130545	202724	29/03/23	OVERBERG AGR BIOWINE (PT	66,522	99,078	765,000,019	ELECTRICAL ITEMS
2390	130548	202725	29/03/23	STARBUCK SECURITY SERVICE	1,506,96	23,504	14,020,019	ALARM REPAIRS
2391	130316	202727	29/03/23	BALDREYS TRUCK DEPOT, BJA	41,739	6,261	480,000,019	HARDWARE ITEMS
2392	130567	202741	29/03/23	OVERBERG LIGHTING CENTRE	1,666,000	24,900	19,150,019	ELECTRICAL ITEMS
2393	130068	202742	29/03/23	FOURFUN A	8,500,000	-	81,000,019	PARASTAINING WORK AT WATERLOO WINE SITE
2394	130392	202744	29/03/23	REIBING OFFICE NATIONAL	84,774	12,716	974,000,019	STA TOENE BY
2395	129215	202749	29/03/23	BO THABER/DEBANK	2,232,25	33,409	25,682,419	VATRIB
2396	130641	202750	29/03/23	SUN GLOVES HERMANUS	63,504	94,06	728,000,019	VEHICLE REPAIRS
2397	130375	202752	29/03/23	PP HERMANUS	1,734,301	26,024	19,951,519	SOUNDPROOFER
2398	130663	202754	29/03/23	HERMANUS HARDWARE ITEMS	89,734	5,901	437,000,019	HARDWARE ITEMS
2399	130072	202755	29/03/23	BANBARA BOOKS	1,650,96	21,764	16,660,019	LIBRARY BOOKS
2400	130477	202756	29/03/23	BLUE LINE/INTEGRAL SUPV	7,667,000	11,000	81,000,019	BELOW FLOOR REFRIGER
2401	130712	202757	30/03/23	HERMANUS MIDAS	1,647,000	24,725	18,940,019	VEHICLE REPAIRS
2402	130660	202758	30/03/23	MORWES GARDENING AND DECOR	1,500,000	-	19,200,019	CARTRIDGE
2403	130711	202759	30/03/23	HERMANUS MIDAS	97,500	14,634	1,121,419	VEHICLE REPAIRS
2404	130472	202760	30/03/23	ARM AND OFFICE (PTY) LTD	880,000	11,700	89,700,019	PAVING BIT
2405	130810	202761	30/03/23	CARBON GEMME CC	1,092,000	16,380	12,550,019	BLACK SUPPORT
2406	130177	202762	30/03/23	WALDOO WATERBURY (P) GEMME	2,322,30	34,849	31,673,019	PAINT
2407	130311	202763	30/03/23	OVERBERG AGR BIOWINE (PT	1,042,000	15,652	12,000,019	PLUMBING MATERIALS

#	REQ. NO.	ORDER NO.	ORDER DATE	CREDITOR NAME	ORDER AMOUNT - EXCL. VAT	VAT AMOUNT	ORDER AMOUNT - VAT INCL.	DESCRIPTION OF THE ORDER
2408	130010	202700	30/03/2023	BO TRIVIERI COFFEE/CAFE	388,80	0,00	388,80	21908,2 HARDWARE ITEMS
2409	130010	202700	30/03/2023	HERMANNUS OFFICE NATIONAL	39,13	0,00	39,13	30000 GAS/LIFT/CAMPSTERS FOR OFFICE CHAIRS
2410	130010	202700	30/03/2023	BLACO HERMANNUS	20,027	0,00	20,027	30000 GAS/LIFT/CAMPSTERS FOR OFFICE CHAIRS
2411	130010	202700	30/03/2023	WATAM SERVICES (PTY) LTD	219,48	0,00	219,48	212250 PAINT
2412	130010	202700	30/03/2023	BLACO HERMANNUS	0,00	0,00	0,00	010000 TRIMSPORT
2413	130010	202700	30/03/2023	BLACO HERMANNUS	1,661,76	0,00	1,661,76	24511 R 190587 TOOLS
2414	130010	202700	30/03/2023	BLACO HERMANNUS	47,217	0,00	47,217	54300 PAINT
2415	130010	202700	30/03/2023	MAP AGRI AGRIMART/LIQUOR	1,977,50	0,00	1,977,50	156113 HARDWARE ITEMS
2416	130010	202700	30/03/2023	CUPTON DEPUTY LTD	2,000,00	0,00	2,000,00	200000 SUTHERLOW REPAIR
2417	130010	202700	30/03/2023	FORTNUM A/E	1,914,00	0,00	1,914,00	1891400 REPAIR ROOM GATE
2418	130010	202700	30/03/2023	BLACO HERMANNUS	643,44	0,00	643,44	73096 HARDWARE ITEMS
2419	130010	202700	30/03/2023	BLACO HERMANNUS	82,052	0,00	82,052	12308 R HARDWARE ITEMS
2420	130010	202700	30/03/2023	BO TRIVIERI COFFEE/CAFE	1,623,75	0,00	1,623,75	181731 HARDWARE ITEMS
2421	130010	202700	30/03/2023	TAKSAMAHIRE HERMANNUS	9511,21	0,00	9511,21	403789 THE COMPACTOR
2422	130010	202700	30/03/2023	OK FOODS GANNABANI	6,029,18	0,00	6,029,18	692666 REFRESHMENTS
2423	130010	202700	30/03/2023	HERMANNUS M	1,900,00	0,00	1,900,00	190000 105 TALL BOOBSHELVES
2424	130010	202700	30/03/2023	PLD SPECIALIZED PRO/DACT	1,700,00	0,00	1,700,00	195000 GLOVES
2425	130010	202700	30/03/2023	BLACO HERMANNUS	1,684,96	0,00	1,684,96	193770 HARDWARE ITEMS
2426	130010	202700	30/03/2023	BLACO HERMANNUS	20,000	0,00	20,000	23000 DOOR ROLLER
2427	130010	202700	30/03/2023	PLUMBING SA (PTY) LTD	9,303	0,00	9,303	10058 PLUMBING MATERIALS
2428	130010	202700	30/03/2023	LES-ENHANGERS	3,900,00	0,00	3,900,00	330000 CUTTING
2429	130010	202700	30/03/2023	BLACO HERMANNUS	1,721,74	0,00	1,721,74	25820 R PAINE TAPS
2430	130010	202700	30/03/2023	MAP AGRI AGRIMART/LIQUOR	9,969,60	0,00	9,969,60	1077435 PAINT
2431	130010	202700	30/03/2023	BLACO HERMANNUS	34,609	0,00	34,609	16450 JACKET
2432	130010	202700	30/03/2023	BLACO HERMANNUS	9,130	0,00	9,130	39000 TOILET SEAT
2433	130010	202700	30/03/2023	BLACO HERMANNUS	11,795	0,00	11,795	10200 VEHIC (E REPAIR) SPARES
2434	130010	202700	30/03/2023	BLACO HERMANNUS	1,010,25	0,00	1,010,25	136623 COD MEDICATION
2435	130010	202700	30/03/2023	BLACO HERMANNUS	1,659,57	0,00	1,659,57	121850 HARDWARE
2436	130010	202700	30/03/2023	BLACO HERMANNUS	3,270,00	0,00	3,270,00	574050 CLOTHING
2437	130010	202700	30/03/2023	E-INK SYSTEMS/CC	1,049,386	0,00	1,049,386	379796 WAREHOUSE
2438	130010	202700	30/03/2023	OFFICE FOR YOU (PTY) LTD	2,676,50	0,00	2,676,50	310798 STATIONERY
2439	130010	202700	30/03/2023	BLACO HERMANNUS	4,620,45	0,00	4,620,45	531552 GREYER
2440	130010	202700	30/03/2023	PPF HERMANNUS	2,100,00	0,00	2,100,00	24800 PLUMBING ITEMS
2441	130010	202700	30/03/2023	BLACO HERMANNUS	1,607,00	0,00	1,607,00	18474 CLEANING PRODUCTS
2442	130010	202700	30/03/2023	GILBERTS CUTTING	8,210,00	0,00	8,210,00	821000 CUTTING
2443	130010	202700	30/03/2023	UNIVERSAL TRADING	3,083,04	0,00	3,083,04	46246 HARDWARE
2444	130010	202700	30/03/2023	YELLOWHAWK TRAINING CC	3,319,50	0,00	3,319,50	381743 CLEANING PRODUCTS
2445	130010	202700	30/03/2023	PPF HERMANNUS	634,00	0,00	634,00	72510 TAPPS
2446	130010	202700	30/03/2023	HERMANNUS OFFICE NATIONAL	21,704	0,00	21,704	24600 STAMP PAD
2447	130010	202700	30/03/2023	HERMANNUS M/GAS	17,280	0,00	17,280	18672 VEHIC (E REPAIR) SPARES
2448	130010	202700	30/03/2023	BIG CHEST (PTY) LTD	8,320,00	0,00	8,320,00	956800 ENVIRONMENTAL WATER
2449	130010	202700	30/03/2023	GANNABANI BLDIT (PTY) LTD	1,512,96	0,00	1,512,96	178900 WAREHOUSING
2450	130010	202700	30/03/2023	ROCKA B (PTY) LTD	645,00	0,00	645,00	74175 GADGETS
2451	130010	202700	30/03/2023	STARBUCKS SECURITY SERVICE	689,90	0,00	689,90	79439 REPAIR AIR AIR
2452	130010	202700	30/03/2023	BLACO HERMANNUS	11,113,04	0,00	11,113,04	61009 AIR
2453	130010	202700	30/03/2023	AMORCO DOORS	1,603,57	0,00	1,603,57	128000 SERVICE GARAGE DOOR
2454	130010	202700	30/03/2023	BANGABANI BOOKS	91,001	0,00	91,001	184310 LIBRARY BOOKS
2455	130010	202700	30/03/2023	HERMANNUS OFFICE NATIONAL	69,430	0,00	69,430	104720 STATIONERY
2456	130010	202700	30/03/2023	HERMANNUS OFFICE NATIONAL	1,295,25	0,00	1,295,25	79810 STATIONERY
2457	130010	202700	30/03/2023	MAP AGRI AGRIMART/LIQUOR	990,00	0,00	990,00	145481 STATIONERY
2458	130010	202700	30/03/2023	GANNABANI BLDIT (PTY) LTD	1,403,30	0,00	1,403,30	113650 SHOES
2459	130010	202700	30/03/2023	HERMANNUS OFFICE NATIONAL	1,540,00	0,00	1,540,00	142800 STEEL
2460	130010	202700	30/03/2023	VISSER PARTNERS	3,036	0,00	3,036	177330 STATIONERY
2461	130010	202700	30/03/2023	OK FOODS GANNABANI	2,000,00	0,00	2,000,00	195000 REPAIR ROOM
2462	130010	202700	30/03/2023	CUPTON DEPUTY LTD	1,640,54	0,00	1,640,54	30035 REPAIR SHOWER
2463	130010	202700	30/03/2023	THE COLOUR BOX CC	1,776,30	0,00	1,776,30	200000 INSTALLATION OF DECK
2464	130010	202700	30/03/2023	MEMCO TRADING CC	804,74	0,00	804,74	186662 PAINT
2465	130010	202700	30/03/2023	BLACO HERMANNUS	6,032	0,00	6,032	203623 SHADE CLOTH
2466	130010	202700	30/03/2023	BLACO HERMANNUS	1,905,00	0,00	1,905,00	74810 PER TEGER
2467	130010	202700	30/03/2023	BLACO HERMANNUS	1,541,00	0,00	1,541,00	196500 REPAIR SALVING
2468	130010	202700	30/03/2023	OFFICE FOR YOU (PTY) LTD	1,731,21	0,00	1,731,21	132720 STATIONERY

#	REQ NO	OR DER NO	OR DER DATE	CREDITOR NAME	ORDER AMOUNT - EXCL. VAT	VAT AMOUNT	ORDER AMOUNT - VAT INCL	DESCRIPTION OF THE ORDER
2470	130670	260975	11/04/2023	BOVEST WALTOWE	1.067,56	160,13	1.227,69	STATIONERY
2471	131012	260976	11/04/2023	SUPERHOUT FURNITURES TO	200,35	0	200,35	15.3000 HANDBLADE
2472	131012	260977	11/04/2023	GARIBANI BALDIT (PTY) LTD	4.839,91	215,50	5.055,41	HANDBLADE
2473	130677	260978	11/04/2023	WILKOO HANDBLADING (PT) OME	775,80	0	775,80	5.067,80 PAINT
2474	130619	260979	11/04/2023	MOLEKA E (PTY) LTD	8.770,00	3.150,50	11.920,50	10.085,50 SAIRTYBOOTS
2475	129797	260980	11/04/2023	OWALAGALLA HOCHREDS (PTY	2.490,00	0	2.490,00	24.460,00 APPARANCE
2476	130998	260981	11/04/2023	HEMVAANUS METAS	4.590,00	68,250	4.658,25	52.350 SERVICE PIREL WITOUTLISHERS
2477	130671	260982	11/04/2023	HEMVAANUS METAS	22,500	3,389	25,889	29979 VEHICLE REPAIRS SPARES
2478	130683	260983	11/04/2023	AUX GRANT PHARMACY	803,77	45,56	849,33	3.493,3 TOOTHE BRUSH
2479	130087	260984	12/04/2023	KAMPAGN AGRIKAMERIKULOOR	3.335,500	3,500	3.339,00	26.892,5 CLOTHES
2480	130625	260985	12/04/2023	KAMPAGN AGRIKAMERIKULOOR	6.080,00	1.002,25	7.082,25	76.820,00 CLOTHES
2481	130612	260990	12/04/2023	BOVEST WALTOWE	775,80	119,75	895,55	88875 OFFICE CHAIR
2482	130693	260991	12/04/2023	GARIBANI BALDIT (PTY) LTD	42,200	0,304	42,504	48720 THIES
2483	130015	260992	12/04/2023	ONZ STEGHO TEL	8.660,87	1.299,13	9.960,00	99.000 ACCOMMODATION
2484	130431	260993	12/04/2023	SUTA RENOV (PTY) LTD	1.125,500	0	1.125,50	11.750,00 REPAIR FERRE
2485	131090	260994	12/04/2023	BEALDERS TRACT DEPOT (BA)	60,087	99,13	159,22	79000 MULT PLUGS
2486	131079	260995	12/04/2023	THE COLOURBOX CC	1.721,45	25,822	1.747,27	13.796,7 PAINT
2487	131078	260996	12/04/2023	GARIBANI BALDIT (PTY) LTD	75,400	11,319	86,719	80729 SMALL TOOLS
2488	131082	260997	12/04/2023	GARIBANI BALDIT (PTY) LTD	1.162,52	17,28	1.179,80	13.599,00 LOCKS
2489	130685	260998	12/04/2023	MOLEKA E (PTY) LTD	6.819,00	1.022,85	7.841,85	POWER TOOLS
2490	130647	260999	12/04/2023	GARIBANI BALDIT (PTY) LTD	1.959,43	29,347	1.988,77	22.400,00 STABLE DOOR
2491	131084	260000	12/04/2023	OK FOODS GARIBANI	1.017,99	84,201	1.102,19	18.000,00 AIR TIME
2492	130727	260001	12/04/2023	MAGATYER CLEVERING SERVIC	1.800,00	0	1.800,00	18.000,00 WEIGHING WORK
2493	131048	260002	12/04/2023	GARIBANI BALDIT (PTY) LTD	1.571,91	23,579	1.595,49	1.007,00 SMALL TOOLS
2494	131142	260003	12/04/2023	OK FOODS GARIBANI	1.009,13	10,330	1.019,46	1.901,8 REFRIGERATORS
2495	131099	260004	12/04/2023	ALPHABET FOUNDRY	3.400,70	21,28	3.421,98	16.200,00 BLOW TONCH
2496	130646	260005	12/04/2023	MOLEKA E (PTY) LTD	1.359,500	2.029,85	3.389,35	10.638,5 GELDER
2497	130811	260006	12/04/2023	BAC OHEMANS	4.111,06	61,007	4.172,07	41.729 HANDBLADE
2498	131122	260007	12/04/2023	GARIBANI BALDIT (PTY) LTD	41,267	0,158	41,425	4.740 HANDBLADE
2499	131149	260008	12/04/2023	OK FOODS GARIBANI	81,210	7,662	88,872	8882 REFRIGERANTS
2500	131045	260009	12/04/2023	OK FOODS GARIBANI	88.000	0	88.000	18.000 REFRIGERANTS
2501	131070	260010	12/04/2023	LESTERGARS	1.162,23	17,476	1.179,70	3.900,00 ACCOMMODATION
2502	130871	260011	12/04/2023	OFFICE FOR YOU FOUJIED	1.939,80	339,361	2.279,16	25231,2 STATIONERY
2503	130839	260012	12/04/2023	OFFICE FOR YOU FOUJIED	1.901,20	30,701	1.931,91	10.200,00 OFFICE FURNITURE
2504	130719	260013	12/04/2023	OFFICE FOR YOU FOUJIED	1.179,48	19,870	1.199,35	1.954,2 OFFICE BOARD
2505	130818	260014	12/04/2023	OFFICE FOR YOU FOUJIED	4.029,88	60,430	4.090,31	46.320,00 OFFICE BOARD
2506	130818	260015	12/04/2023	OFFICE FOR YOU FOUJIED	3.629,88	54,837	3.684,71	42.020,00 POSITIONER
2507	130818	260016	12/04/2023	OFFICE FOR YOU FOUJIED	1.652,98	24,751	1.677,73	19.940 HANDBLADE
2508	131037	260017	12/04/2023	GARIBANI BALDIT (PTY) LTD	71,000	10,054	81,054	8.600 LOCK
2509	131122	260018	12/04/2023	GARIBANI BALDIT (PTY) LTD	2.077,00	31,056	2.108,06	23.802,5 STATIONERY
2510	131156	260019	12/04/2023	BOVEST WALTOWE	82,028	12,308	94,336	843,3 STATIONERY
2511	131156	260020	12/04/2023	BOVEST WALTOWE	1.549,30	29,241	1.578,54	17.810 HANDBLADE
2512	131156	260021	12/04/2023	BOVEST WALTOWE	1.046,000	1.569,30	2.615,30	12.020,00 HANDBLADE ACCESSORIES
2513	130990	260022	12/04/2023	VERHEIJEN TRADING	5.042,70	76,556	5.119,26	5.800,26 METAL HAND TOOLS
2514	130927	260023	12/04/2023	MOJA JACOBS PROMOTIONS	4.810,00	0	4.810,00	40.000,00 CARPENTRY SYSTEM
2515	130925	260024	12/04/2023	MOJA JACOBS PROMOTIONS	4.810,00	0	4.810,00	55.340,00 STATIONERY
2516	130683	260025	12/04/2023	CARBONERIE CC	645,500	72,240	717,74	741,25 OFFICE FURNITURE
2517	131171	260026	12/04/2023	BOVEST WALTOWE	645,500	93,75	739,25	21.925,00 REPAIRD SHIRTS
2518	130828	260027	12/04/2023	CERELLE PRINTING	3.999	6,00	4.005	45.99 VEHICLE REPAIRS SPARES
2519	131111	260028	12/04/2023	HEMVAANUS METAS	1.189,00	179,25	1.368,25	13.242,5 BUNDLES
2520	131418	260029	12/04/2023	PROGMA OFFICE FURNITURE	1.529,65	229,45	1.759,10	17.561,0 SMALL TOOLS
2521	131133	260030	12/04/2023	PROGMA OFFICE FURNITURE	810,70	12,461	823,16	85.311 STATIONERY
2522	130819	260031	12/04/2023	BOVEST WALTOWE	8.702,00	0	8.702,00	8.702,00 SERVICE OPTION
2523	130819	260032	12/04/2023	GARIBANI BALDIT (PTY) LTD	1.712,06	25,636	1.737,69	19.700,00 REPAIR, AC INSPECTION
2524	131630	260033	12/04/2023	COUNTY ENGINEERING AND TRA	2.133,00	30,000	2.163,00	24.533,4 OFFICE CHAIR
2525	130812	260034	12/04/2023	BOVEST WALTOWE	1.309,00	0	1.309,00	13.090,00 REPAIR DOOR
2526	131117	260035	12/04/2023	BOVEST WALTOWE	1.573,24	23,600	1.596,84	10.980,00 SMALL TOOLS
2527	131379	260036	12/04/2023	GARIBANI BALDIT (PTY) LTD	1.759,57	25,883	1.785,45	19.840,00 SHIRT CLOTH
2528	131392	260037	12/04/2023	GARIBANI BALDIT (PTY) LTD	35,130	5,270	40,40	40.000 SMALL REPAIR HME
2529	131441	260038	12/04/2023	OK SUPPLY TOOL & TABLE	1.061,52	15,923	1.077,44	12.207,5 ELECTRIC WMS TOOLS
2530	131460	260039	12/04/2023	VOETEX (PTY) LTD - OMERIST	1.301,75	0	1.301,75	14.933,1 BATTERY
2531	131463	260072	12/04/2023	SUPA BLACK HERMANUS	1.301,75	0	1.301,75	14.933,1 BATTERY

#	REQ NR	ORDER NO	ORDER DATE	CREDITOR NAME	ORDER AMOUNT - EXCL. VAT	VAT AMOUNT	ORDER AMOUNT - VAT INCL.	DESCRIPTION OF THE ORDER
2532	130703	203073	17/04/00	MOJABA R (PTY) LTD	1 752,500	2 638,75	4 391,25	ROOF SEALANTS
2533	130708	203074	17/04/00	OHM ALUMINA COMPUTER SCOUT	2 285,200	3 427,80	5 713,00	ROOF SEALANTS
2534	131049	203075	17/04/00	BUTTERFLY (PTY) LTD	5 200,00	-	5 200,00	TONE R
2535	131283	203076	17/04/00	HERMANUS OFFICE NATIONAL	1 700,00	-	1 700,00	CATERING
2536	131053	203077	17/04/00	BUILDERS TRADE DEP OT, BJA	935,76	-	935,76	STATIONERY
2537	130678	203078	17/04/00	BOWEST WALTHAM	2 130,500	3 195,52	5 326,02	TOILET SEAT
2538	130718	203079	17/04/00	GURBERT'S CATERING	3 065,00	-	3 065,00	OFFICE CHAIRS
2539	130718	203080	17/04/00	STANWOOD SECURITY SERVICE	10 349,00	-	10 349,00	REFRESHMENTS
2540	130913	203081	18/04/00	MAP ASIA AGRIMARK (P) (P) LTD	7 780,00	1 167,00	8 947,00	ALARM BATTERY
2541	131308	203082	18/04/00	BLETHAMBO BUCHHEIMEL	97,00	14,60	111,60	KEYS
2542	131292	203083	18/04/00	HERMANUS MEATS	1 216,52	182,28	1 398,80	POWER TOOLS
2543	131291	203084	18/04/00	HERMANUS MEATS	1 216,52	182,28	1 398,80	POWER TOOLS
2544	131284	203085	18/04/00	CUSTOM DENIM LTD	1 995,00	-	1 995,00	REPAIR MACHINES
2545	131275	203086	18/04/00	BOWEST WALTHAM	794,52	-	794,52	STAMPS
2546	131281	203100	18/04/00	GURBERT'S CATERING	1 980,00	11 948	13 928	CATERING
2547	130419	203102	18/04/00	BUCO HERMANUS	3 975,96	59 640	63 620	PAINT
2548	131387	203103	18/04/00	RC SUPPLIERS	1 346,96	20 208	21 555	SEAS
2549	130708	203104	18/04/00	RC SUPPLIERS	1 438 210	2 187,22	1 440 397	STATIONERY
2550	131083	203105	18/04/00	CONTRIMALEX ANGEL	1 080,00	-	1 080,00	REPAIR SAFETY DOOR
2551	131284	203106	18/04/00	HERMANUS OFFICE NATIONAL	1 320,37	19 826	21 146	CLEANING ITEMS
2552	131284	203107	18/04/00	HERMANUS OFFICE NATIONAL	1 950,00	-	1 950,00	STENCILS
2553	130888	203108	18/04/00	OFFICE FOR YOU P/V/ELD	5 442,00	81 630	87 072	LAMINATOR
2554	130662	203109	18/04/00	NEWMOTER TRADING CC	1 186 758	1 780 118	2 966 876	WHEEL BARROW
2555	130888	203110	18/04/00	OVERPRENS ASH BEER VIK (PT	1 676 52	25 148	1 701 670	GARDEN SHEARS
2556	131524	203111	18/04/00	OK FOODS GAMBANI	1 044 21	15 603	1 059 814	REFRESHMENTS
2557	131524	203112	18/04/00	A AND J WELDING SOLUTIONS	1 999,80	-	1 999,80	WELDING
2558	131284	203113	18/04/00	HERMANUS OFFICE NATIONAL	1 514,26	19 715	21 229	STATIONERY
2559	131055	203114	18/04/00	MY HERMANUS	1 641,80	24 624	26 266	STOP TAP S AND PLUMBING ACCESSORIES
2560	131024	203115	18/04/00	MY DESIGN	73 913	11 087	85 000	STENCILS
2561	131194	203117	18/04/00	BLETHAMBO BUILD IT	1 191,30	17 889	19 080	STENCILS
2562	131270	203118	18/04/00	HERMANUS OFFICE NATIONAL	1 115,76	16 736	17 852	STATIONERY
2563	131231	203119	18/04/00	NEW LIFE WOODWORK (PTY) LTD	2 000,00	-	2 000,00	CARPENTRY
2564	130577	203120	18/04/00	GEBELLE PRINTING	1 625,00	-	1 625,00	PRINTED SHIRTS
2565	130729	203121	18/04/00	KOLIE MEL EN DOOSTER (PTY	2 362 526	-	2 362 526	DOOR FOOD
2566	130622	203122	18/04/00	BUCO HERMANUS	4 995,20	54 433	59 428	DOOR FOOD
2567	130995	203124	18/04/00	COMPUTU M	4 995,20	-	4 995,20	LOOKS
2568	131455	203125	18/04/00	BATHWAIN BOOKS	40 791	6 119	46 910	STEAM CLEANING
2569	131444	203126	18/04/00	BATHWAIN BOOKS	1 144,89	17 221	18 366	LIBRARY BOOKS
2570	131473	203127	18/04/00	HERMANUS OFFICE NATIONAL	7 501	1 109	8 610	STATIONERY
2571	130810	203128	18/04/00	ADAVO ENTERPRISES (PTY)	2 432 300	3 648,75	2 435 949	CLOTHING
2572	131250	203129	18/04/00	HERMANUS MEATS	883,10	13 337	14 220	VEHICLE REPAIRS/SPARES
2573	131012	203138	18/04/00	HERMANUS MEATS	1 489 29	22 500	1 511 790	TOILET SEAT
2574	131260	203139	18/04/00	BOWEST WALTHAM	21 652	32 48	54 130	WHEELS/ROUSE
2575	131064	203140	18/04/00	GATWAY SUPPLY & TOPS	1 652 99	24 805	1 677 794	KITCHEN UTENSILS
2576	131257	203142	18/04/00	BRIEFING OFFICE NATIONAL	1 666 20	25 023	1 691 223	STATIONERY
2577	131046	203143	18/04/00	BLETHAMBO BUILD IT	91 008	7 603	98 611	PAPEWHITE
2578	131268	203144	18/04/00	HERMANUS MEATS	1 731 48	25 372	1 756 850	VEHICLE REPAIRS/SPARES
2579	131050	203145	18/04/00	MATAMOROS (PTY) LTD	5 100,00	-	5 100,00	TRANSFER PAPER
2580	131227	203146	18/04/00	BLETHAMBO BUCHHEIMEL	1 720 17	25 803	1 745 970	POWER TOOLS
2581	130813	203147	18/04/00	GEBELLE PRINTING	2 460,00	-	2 460,00	SCAP/SPRINGER
2582	131310	203148	18/04/00	BLETHAMBO GLASS AND ALUMI	53 130	73 76	126 896	MIRRORS
2583	130672	203149	18/04/00	AMHOC DOORS	77 501	11 609	89 110	GATE BATTERY
2584	130706	203150	18/04/00	HERMANUS EXTRUDER/SHER SER	2 730,00	83 420	86 150	SWAGST SERVICE THE LATHING/SHEDS
2585	131005	203151	18/04/00	BLETHAMBO BUILD IT	69 340	10 510	79 850	1045 CARTRIDGE
2586	130923	203152	18/04/00	MY DESIGN	88 006	10 004	98 010	PAVING
2587	130923	203154	18/04/00	BKA SCHREIBER (PTY) LTD	8 112,00	121 000	129 112	PAVING
2588	129750	203155	18/04/00	BUCO HERMANUS (PTY) LTD	5 780,00	66 400	72 180	SOUL LIGHT
2589	130811	203156	18/04/00	MAP ASIA AGRIMARK (P) (P) LTD	3 780,00	66 400	40 180	BULB/LIFE
2590	130793	203157	18/04/00	OFFICE FOR YOU (PTY) LTD	1 480 24	1 111,08	2 591 324	STATIONERY
2591	131591	203158	18/04/00	HERMANUS MEATS	1 682 48	24 432	1 706 910	PAINT
2592	131278	203160	18/04/00	GEBELLE PRINTING MEDIA MAP	1 962 22	23 478	1 985 700	SOAKING SYSTEM
2593	130991	203174	20/04/00	VELD WATBOEG TRADING CC	3 729 13	30 007	3 759 140	POWER TOOLS

#	REQ NO	ORDER NO	ORDER DATE	CREDITOR NAME	ORDER AMOUNT - EXCL VAT	VAT AMOUNT	ORDER AMOUNT - VAT INCL	DESCRIPTION OF THE ORDER
2504	130989	203175	20/04/2023	MAAPAOB AGRIBALLCOLLOR	9,362.50	0.00	9,362.50	8,846.80 BULB OFFICE BAKE
2505	131360	203176	20/04/2023	GASHEB PTY LTD	12,913.00	0.00	12,913.00	9,000.00 GAS BR BRNDR
2506	130988	203177	20/04/2023	WALDO CONTRACTING PTY LTD	8,140.00	0.00	8,140.00	9,107.00 PAINT
2507	131442	203180	21/04/2023	BLALDRI TRACT DEPOT, BLA	1,502.01	0.00	1,502.01	234.30 SMALL TOOLS
2508	129963	203181	21/04/2023	HERMANUS OFFICE NATIONAL	1,520.00	0.00	1,520.00	238.50 STA TOBE IRY
2509	131277	203182	21/04/2023	BOJANDI BROS AND FASH APPL	1,400.00	0.00	1,400.00	14,700.00 TROUSERS
2510	131466	203183	21/04/2023	HERMANUS TOWNSHIP HERMANUS	1,794.00	0.00	1,794.00	1,900.00 MOPR SHOP
2511	131034	203184	21/04/2023	BARGAIN BOOKS	2,400.00	0.00	2,400.00	1,944.00 LIBRARY BOOKS
2512	140895	203188	21/04/2023	BOIT WHOLESALE BROS PTY LTD	1,000.00	0.00	1,000.00	265,200.00 TRAFFIC CONES
2513	130732	203195	21/04/2023	BOCHICHI PTY LTD	9,568.78	1,430.30	11,000.00	20,700.00 CONCRETE BRICKS
2514	130273	203201	21/04/2023	BLALDRI TRACT DEPOT, BLA	654.78	0.00	654.78	11,000.00 DOORS
2515	131473	203202	21/04/2023	MAAPAOB AGRIBALLCOLLOR	565.22	0.00	565.22	7,600.00 SATE TV BOOTS
2516	131554	203204	21/04/2023	BOJANDI BROS AND FASH APPL	454.78	0.00	454.78	6,500.00 MOWER SPARES
2517	130796	203210	20/04/2023	OFFICE FOR YOU PTY LTD	2,331.00	0.00	2,331.00	5,000.00 ELECTRIC KETTLE
2518	131352	203216	20/04/2023	MAAPAOB AGRIBALLCOLLOR	1,108.38	0.00	1,108.38	21,300.00 STA TOBE IRY
2519	130879	203211	20/04/2023	HERMANUS AGRIBALLCOLLOR	50.00	0.00	50.00	1,343.40 CLEANING UTENSILS
2520	131352	203216	20/04/2023	HERMANUS AGRIBALLCOLLOR	50.00	0.00	50.00	10,000.00 ROOF WATERPROOF
2521	130811	203220	20/04/2023	HENRY GAFFLY DOORS CC	70.30	0.00	70.30	5,600.00 CLEAN UP SUPPLIES
2522	131141	203220	20/04/2023	MAAPAOB AGRIBALLCOLLOR	942.20	0.00	942.20	5,700.00 MOWER SPARES
2523	130966	203232	20/04/2023	HERMANUS AGRIBALLCOLLOR	4,250.00	0.00	4,250.00	10,857.60 WASTE RECYCLER
2524	140756	203233	20/04/2023	HERMANUS AGRIBALLCOLLOR	2,114.75	0.00	2,114.75	4,875.00 BRUSHING
2525	130893	203235	20/04/2023	BLACKOBERMANUS	691.00	0.00	691.00	25,465.96 SMALL TOOLS
2526	131421	203236	20/04/2023	ALFRED ROAD BUILDIT	1,680.00	0.00	1,680.00	7,947.11 WHITE PROOFING
2527	131440	203236	20/04/2023	HERMANUS LOC MAR THE AND S	3,418.73	0.00	3,418.73	19,320.00 LOCKS
2528	131380	203242	20/04/2023	BIDWEST WALTONS	1,721.74	0.00	1,721.74	37,043.11 REFRESHMENTS
2529	131878	203242	20/04/2023	HERMANUS AGRIBALLCOLLOR	1,480.92	0.00	1,480.92	1,900.00 TRIMMER HEAD
2530	131878	203242	20/04/2023	HERMANUS AGRIBALLCOLLOR	1,382.04	0.00	1,382.04	14,809.23 FLIGHTS
2531	131153	203254	20/04/2023	GARDEN COURT SOUTH BEACH	1,034.78	0.00	1,034.78	15,915.55 ACCOMMODATION
2532	131170	203255	20/04/2023	ERIC BOOPER PROMOTIONS IP	3,385.83	0.00	3,385.83	11,900.00 EXTERNAL LAMP DRIVE
2533	131107	203259	20/04/2023	MOLARA B PTY LTD	1,798.00	0.00	1,798.00	3,915.70 SMALL TOOLS
2534	131107	203260	20/04/2023	OFFICE FOR YOU PTY LTD	4,666.17	0.00	4,666.17	2,082.60 CLOTHING
2535	131213	203261	20/04/2023	OK FOODS GARDEN	6,101.00	0.00	6,101.00	51,361.00 CLEANING ITEMS
2536	131511	203262	20/04/2023	DEBELLE PRINTING	1,990.00	0.00	1,990.00	47,161.50 HAIRWARE
2537	130823	203269	20/04/2023	ENDLESS JOURNEY MEDIA AND	2,500.00	0.00	2,500.00	19,900.00 CHROMADEX SHOPS
2538	130823	203269	20/04/2023	HERMANUS SERVICES (PTY) LTD	1,640.00	0.00	1,640.00	25,000.00 PHOTOGRAPHY
2539	131658	203269	20/04/2023	ROYALTY LIT ESTATES CC	2,608.70	0.00	2,608.70	16,400.00 CARTERS
2540	131454	203269	20/04/2023	HERMOTER TRAINING CC	1,034.82	0.00	1,034.82	30,000.00 ACCOMMODATION
2541	130981	203270	20/04/2023	BLACKOBERMANUS	1,081.63	0.00	1,081.63	11,946.33 HAIRWARE
2542	130979	203270	20/04/2023	BIDWEST WALTONS	6,667.47	0.00	6,667.47	125,308.11 HAIRWARE
2543	131384	203270	02/05/2023	HERMANUS BUILDIT (PTY) LTD	1,654.70	0.00	1,654.70	9,951.05 STA TOBE IRY
2544	131352	203274	02/05/2023	BUFF FLOUR (PTY) LTD	3,020.00	0.00	3,020.00	18,790.00 LED LIGHTS
2545	131356	203275	02/05/2023	HERMOTER TRAINING CC	4,090.57	0.00	4,090.57	30,200.00 CARTERS
2546	131096	203276	02/05/2023	SHADOW LARKS MARKURY	1,366.50	0.00	1,366.50	4,041.60 BATTERY POWERED PORTABLE SYSTEM
2547	131546	203277	02/05/2023	HERMANUS BUILDIT (PTY) LTD	1,851.80	0.00	1,851.80	6,000.00 HAIRWARE
2548	131116	203280	02/05/2023	GARDEN BUILDIT (PTY) LTD	1,217.30	0.00	1,217.30	16,682.80 GARDEN PAINTS
2549	131338	203280	02/05/2023	GARDEN BUILDIT (PTY) LTD	2,562.78	0.00	2,562.78	21,319.00 GREYS
2550	131338	203280	02/05/2023	COLOURWAY GRAPHIC DESIGN	46.00	0.00	46.00	1,359.00 WASTE RAMP
2551	131673	203289	02/05/2023	OFFICE FOR YOU PTY LTD	1,541.28	0.00	1,541.28	29,470.00 HAIRWARE
2552	131027	203290	02/05/2023	BIDWEST WALTONS	8,015.40	0.00	8,015.40	51,750.00 BUSH TRIMMERS
2553	131160	203291	02/05/2023	ARTHUR AA	1,325.00	0.00	1,325.00	9,217.71 STA TOBE IRY
2554	130917	203295	02/05/2023	CC PLANT TOOL & TRAILER	1,013.48	0.00	1,013.48	13,750.00 BULB DRG MAINTENANCE
2555	131020	203296	02/05/2023	POSTNET HERMANUS	46,957.00	0.00	46,957.00	12,700.00 BRUSH CUTTERS
2556	131139	203311	02/05/2023	OFFICE FOR YOU PTY LTD	3,038.00	0.00	3,038.00	5,800.00 COASTER
2557	130790	203313	02/05/2023	GARDEN APTER	8,868.00	0.00	8,868.00	34,842.4 STA TOBE IRY
2558	130367	203320	02/05/2023	MOLARA B PTY LTD	1,718.08	0.00	1,718.08	1,022.10 WARE HOUSING
2559	131059	203322	02/05/2023	HERMANUS FACTORY SHOP - 0	778.70	0.00	778.70	19,757.78 HAIRWARE
2560	131488	203328	02/05/2023	THE AFRICAN GOSPY PTY LTD	4,800.00	0.00	4,800.00	8,954.00 TABLE CLOTH
2561	131538	203329	02/05/2023	MAAPAOB AGRIBALLCOLLOR	2,268.00	0.00	2,268.00	48,000.00 SHUTTLE SERVICES
2562	131538	203329	02/05/2023	MAAPAOB AGRIBALLCOLLOR	2,268.00	0.00	2,268.00	26,737.50 SOLAR FLOOD LIGHTS
2563	131538	203329	02/05/2023	MAAPAOB AGRIBALLCOLLOR	2,268.00	0.00	2,268.00	20,812.00 ROOF STAINANT

#	REQ. NO	OR DER NO	ORDER DATE	CREDITOR NAME	ORDER AMOUNT - EXCL. VAT	VAT AMOUNT	ORDER AMOUNT - VAT INCL	DESCRIPTION OF THE ORDER
2656	131360	263314	05/05/2023	HEMOTER TRAINING CC	2,117.80	8,176.81	28,354.01	INDUSTRY AND CARPET CLEANER
2657	130874	263315	05/05/2023	HAZARD REMOVAL CARE (PTY)	45.00	6.75	51.75	REPAIR WORK
2658	131535	263317	05/05/2023	AMVIC-DOORS	9,225.22	1,383.78	10,609.00	SUPPLY AND INSTALL GATE MOTOR
2659	131040	263318	05/05/2023	AMVIC-DOORS	9,500.00	-	9,500.00	MAINTENANCE WORK
2660	131021	263319	05/05/2023	DEBELLIE PRINTING	1,699.00	-	1,699.00	TOURISM - ADVERTISING
2661	131021	263341	05/05/2023	OFFICE FOR YOU (PTY) LTD	2,250.00	-	2,250.00	STATIONERY
2662	131738	263348	05/05/2023	BLAIRS TRUCK DEPOT (P)A	1,665.90	2,508.86	19,888.88	FLOOR SHEETS
2663	131738	263350	05/05/2023	ROCKAWAY (PTY) LTD	7,000.00	1,067.50	81,535.00	WOOD FISHPOUSH
2664	131987	263351	05/05/2023	BFC ENGINE (P)RMS & MACH	2,770.00	33.00	33,000.00	HELMET SET
2665	131542	263352	05/05/2023	BL TURKISHEN ELEKTRONIC C	2,173.91	32.60	25,000.00	ELECTRICAL APPLIANCE
2666	131077	263353	05/05/2023	WILDFRAGE OVERSEAS VENROO	883.30	13.20	101,540.00	PLANTS
2667	131165	263354	05/05/2023	NL HENKHOEHOE WAGEL	5,154.09	774.11	59,272.00	HANDMADE
2668	130878	263355	05/05/2023	OFFICE FOR YOU (PTY) LTD	2,995.20	-	25,964.99	STATIONERY
2669	130772	263356	05/05/2023	EMMA JACOBS PHOTOGRAPHS	1,965.48	2,670.81	204,762.11	CLOTHING
2670	130672	263357	05/05/2023	EL HENKHOEHOE WAGEL	7,588.80	-	75,464.00	SAFETY
2671	131308	263358	05/05/2023	ROCKAWAY (PTY) LTD	11,310.00	1,699.50	130,255.00	PLUMBING MATERIAL
2672	131320	263359	05/05/2023	ROCKAWAY (PTY) LTD	5,876.00	88,140.00	9,754.00	HANDMADE
2673	131428	263360	05/05/2023	ESAL STEEL PROJECTS (PTY)	2,800.00	-	30,000.00	BLISSAIR
2674	130265	263361	05/05/2023	DIAMARC	1,800.00	-	30,000.00	BUILDING MAINTENANCE
2675	131163	263362	05/05/2023	LOGO ELECTRIC WHOLESALE	3,533.64	33.00	40,000.00	ELECTRICAL ITEMS
2676	131318	263363	05/05/2023	DEBELLIE PRINTING	6,900.00	-	69,000.00	DESIGN AND PRINTING
2677	131075	263364	05/05/2023	9-777 FLOOR (PTY) LTD	2,330.00	-	29,300.00	CATERING
2678	131038	263365	05/05/2023	EMILES JOURNEY MEDIA AND	5,000.00	-	50,000.00	PHOTOGRAPHY
2679	131192	263366	05/05/2023	LOGO ELECTRIC WHOLESALE	2,487.40	38,711.00	28,153.11	BATTERY
2680	131272	263367	05/05/2023	PARAWAY DELIGHTS	6,600.00	-	66,500.00	CATERING
2681	131307	263368	05/05/2023	HIGHWAY SOLUTIONS	6,220.00	88,720.00	71,875.00	CLOTHING
2682	130569	263369	05/05/2023	CARBON SERGE - CC	3,009.81	45,147.00	38,612.00	STATIONERY
2683	131801	263372	05/05/2023	SUPA GLOSS HERMANUS	8,710.00	11,507.00	8,990.00	FLEET
2684	131626	263373	05/05/2023	BLAIRS TRUCK DEPOT (P)A	45,351.00	6,509.00	49,900.00	WEAT GEAR
2685	131660	263374	05/05/2023	HERMANUS TRADE	6,600.00	13,170.00	10,551.00	FLEET
2686	131508	263375	05/05/2023	UNIVERSAL TRAINING	5,050.00	68,150.00	47,950.00	PLUMBING MATERIAL
2687	131114	263376	05/05/2023	COMBEE E LIGHT	3,387.32	33,813.00	41,200.00	WARRANTY SPARES
2688	131118	263377	05/05/2023	DEBELLIE PRINTING	2,600.00	-	6,000.00	BUYER OF CLUBS
2689	131129	263378	05/05/2023	SAHARA BALLOON (PTY) LTD	13,593.00	-	47,800.00	CONCRETE CONTROL
2690	131152	263379	05/05/2023	SAHARA BALLOON (PTY) LTD	3,575.21	59,608.00	44,514.88	HANDMADE
2691	130774	263380	05/05/2023	BLAIRS TRUCK DEPOT (P)A	1,340.58	18,052.00	44,514.88	TOOLS
2692	130048	263382	05/05/2023	BLAIRS TRUCK DEPOT (P)A	14,789.80	2,188.28	147,240.00	SHIRT
2693	130781	263383	05/05/2023	OFFERING LOGS (PTY) LTD	3,578.15	53,697.00	170,943.75	PRINTING
2694	130711	263384	05/05/2023	LEWABO PRO-CREATIVE AND CO	1,803.00	2,701.50	31,401.00	WARRANTY UNIFORM
2695	131058	263385	05/05/2023	WAP ACR MCR MILLICOLON	1,117.90	16,761.00	12,800.00	CLOTHING
2696	131253	263387	05/05/2023	B-C HERMANUS	1,0513.26	15,777.00	12,004.37	SAFETY
2697	131695	263390	05/05/2023	HERMANUS MEDIA	1,172.56	17,588.00	1,348.42	FLEET
2698	131699	263411	11/05/2023	BIGGEST SERVICES	11,820.00	1,788.00	137,000.00	CONTRACTOR HIRE
2700	131141	263412	11/05/2023	BIGGEST SERVICES	3,169.41	47,648.00	36,600.00	STATIONERY
2701	131118	263413	11/05/2023	HERMANUS MEMBER CENTRE	4,669.03	70,790.00	5,386.93	MOVING SPARES
2702	131256	263414	11/05/2023	MAJALATHEN CLAWANS SERVICE	3,800.00	-	30,000.00	INSTALLATION OF FRAME
2703	130661	263415	11/05/2023	BIGGEST SERVICES A.DAVIS	9,388.00	1,488.22	107,963.37	PRINT BOOKLETS
2704	131089	263416	11/05/2023	GARDENHART	15,181.00	2,277.00	1,265.88	STATIONERY
2706	131119	263417	11/05/2023	BIGGEST SERVICES	2,071.29	31,069.00	2,381.98	STATIONERY
2708	131569	263418	11/05/2023	EMMA JACOBS PHOTOGRAPHS	2,458.96	39,285.00	2,814.98	CLOTHING
2707	131482	263419	11/05/2023	CORE CATERING HERMANUS	2,670.76	37,196.00	2,814.98	CLOTHING
2709	131592	263421	11/05/2023	THE AFFRANGOPPO (PTY)	2,680.00	-	2,814.98	CLOTHING
2710	131629	263425	11/05/2023	DEBELLIE PRINTING	5,000.00	75.00	30,000.00	TRANSPORT ONE
2711	130655	263426	11/05/2023	HERMANUS EXTINGUISHER SER	8,640.00	-	89,400.00	CORPORATE GIFTS
2712	131375	263427	11/05/2023	DIAMARC	30,000.00	-	5,700.00	SERVICE FIRE EXTINGUISHERS
2713	131485	263428	11/05/2023	ADRAVO ENTERPRISES (PTY)	11,100.00	-	30,000.00	BULK ORDER FOR ROOFING
2714	131364	263429	11/05/2023	ADRAVO ENTERPRISES (PTY)	4,400.00	69,000.00	5,290.00	CLOTHING
2715	131271	263430	11/05/2023	HERMANUS GAS-CC	2,400.00	36,600.00	28,800.00	CLOTHING
2716	130491	263431	11/05/2023	GLS/STON (PTY) LTD	3,547.83	53,217.00	40,800.00	GAS REFILL
2717	130485	263432	11/05/2023	HIPPOKAMP (PTY) LTD	1,400.00	-	12,000.00	HIGH PRESSURE CLEANING
2718	130485	263432	11/05/2023	HIPPOKAMP (PTY) LTD	9,136.00	1,370.40	105,040.00	CONCRETE

#	REQ. NO.	ORDER NO.	ORDER DATE	CREDITOR NAME	ORDER AMOUNT - EXCL. VAT	VAT AMOUNT	ORDER AMOUNT - VAT INCL.	DESCRIPTION OF THE ORDER
2718	131562	20343	12/05/2023	CO/COM DERIPAN LTD	2,061.00	-	2,061.00	2061.00 INSTALL WINDOWS AND DOORS
2719	131274	20343	12/05/2023	BLACKHERMANUS	3,125.33	-	3,125.33	3125.33 HARDBWARE
2720	131307	20343	12/05/2023	BALLER'S TRUCK DEPOT, B/L	3,707.83	56.517	3,764.35	4330.00 SHUTTERRY
2721	131362	20343	12/05/2023	MAAPAGRI AGRIARTILGATOR	1,320.00	-	1,320.00	1518.00 SHOES
2722	131377	20343	12/05/2023	HEMOMEN	1,019.93	15.29	1,035.23	11720.00 WEED BLUER
2723	131566	20343	12/05/2023	THE BOOK COTTAGE CC	1,565.22	234.78	1,800.00	1800.00 POLIS BRIG
2724	131078	20340	15/05/2023	EPC CONSULTANUS	2,500.00	1,568.25	4,068.25	12023.00 KITCHEN AND BATHROOM SUPPLIES
2725	131445	20342	15/05/2023	VESPER PARTNERS	2,500.00	-	2,500.00	25000.00 BUILDING MAINTENANCE
2726	131187	20343	15/05/2023	MANA TONGE	12,500.00	-	12,500.00	40910.00 BUILDING MAINTENANCE
2727	131537	20344	15/05/2023	BALLER'S TRUCK DEPOT, B/L	3,057.39	53.361	3,110.75	40910.00 PAINT
2728	131427	20345	15/05/2023	PEPMAIR BROTHERS (PTY) LT	2,171.50	32.573	2,204.07	24972.00 CLOTHING
2729	131541	20348	15/05/2023	WEWOTER THANGONG CC	3,157.00	47.35	3,204.35	30365.00 FAGESHIELDS
2730	131419	20349	15/05/2023	JOURYFOUTARY VICTORY TP	4,890.00	-	4,890.00	48900.00 CUTLERY AND CROCKERY
2731	131527	20345	16/05/2023	NOKADA 8 (PTY) LTD	1,133.75	1,670.63	2,804.38	12800.00 CUTLERY AND CROCKERY
2732	131315	20345	16/05/2023	BALLER'S TRUCK DEPOT, B/L	2,999.00	1,407.78	4,406.78	10790.00 HARDBWARE
2733	131434	20345	16/05/2023	HERMANUS MEDIA	1,569.30	232.41	1,801.71	34488.00 STEEL CHAIR TABLE
2734	131710	20345	16/05/2023	HERMANUS MEDIA	1,122.74	1,683.26	2,806.00	17810.00 FLEET
2735	131711	20348	16/05/2023	MASHAHA BREWERY WALLEY	45.00	67.20	112.20	12024.00 INSTAL DISTRIBUTION BOARD
2736	131183	20345	17/05/2023	SAWI AND RAJESH ENTERPRISE	10,500.00	-	10,500.00	5175.00 CALLOUTTEE
2737	131258	20340	17/05/2023	MAAPAGRI AGRIARTILGATOR	1,639.04	2,458.56	4,097.60	10500.00 BUILDING MAINTENANCE
2738	131219	20341	17/05/2023	PIONEER PLASTICS SUPPLIES	5,895.00	87.825	5,982.83	18848.00 TREATED PINE AND THAYER
2739	131584	20345	17/05/2023	HC SUPPLIES	3,521.48	52.822	3,574.30	6733.00 INCYCLE COMBODRUMS
2740	131729	20346	17/05/2023	JOHANN BERGH ELECTRONICS	1,595.00	2,782.50	4,377.50	40487.00 STA TORRY
2741	131549	20347	17/05/2023	BUTTERFLY (PTY) LTD	8,200.00	-	8,200.00	18345.00 TWO WAY MIRRORS
2742	131299	20348	17/05/2023	MLEDWAKO OUKAMKHEL	2,011.30	3,081.70	5,093.00	85200.00 CATERING
2743	131299	20348	17/05/2023	MLEDWAKO OUKAMKHEL	2,011.30	3,081.70	5,093.00	23700.00 HARDBWARE
2744	130764	20346	17/05/2023	BARNEYS PROJECTS (PTY) LT	2,325.00	348.75	2,673.75	29737.50 SLIPS
2745	130257	20347	17/05/2023	BOYTHREBORDERMARK	2,115.40	3,175.10	5,290.50	24327.00 PALLET HANDLING WITH THAYER DEOS
2746	131501	20347	17/05/2023	LOCO ELECTRICAL WHOLESALE	8,290.02	1,249.50	9,539.52	95395.20 ELECTRICAL ITEMS
2747	131499	20347	18/05/2023	EPC CONSULTANUS	2,100.00	31,500.00	33,600.00	24150.00 PAPER SHAY
2748	130875	20345	18/05/2023	OFFICE FOR YOU (PTY) LTD	4,104.75	61,561.00	65,665.75	4710.00 REFERREMENTS
2749	131031	20346	18/05/2023	ACC EXPRESS HERMANUS	1,912.25	2,872.88	4,785.13	220254.00 ELECTRICAL ITEMS
2750	131174	20347	18/05/2023	INCIPENT SOLUTIONS	2,200.00	33,000.00	35,200.00	25300.00 FIGURES WITH FRAME
2751	131098	20348	18/05/2023	LECTURANT ALBERY	8,311.00	-	8,311.00	6312.00 PLANTS
2752	131369	20347	18/05/2023	BOLT AND ENGINEERING DIST	1,770.00	28,550.00	30,320.00	20355.00 PROTECTIVE CLOTHING
2753	131317	20348	18/05/2023	ROOFING & STEEL SERVICE CC	4,451.30	66,469.00	70,920.30	50959.90 GALVANIZED HOODING FLUE
2754	131405	20348	18/05/2023	NOKADA 8 (PTY) LTD	4,495.00	66,525.00	71,020.00	51002.50 CLEANING ITEMS
2755	130975	20346	18/05/2023	OFFICE FOR YOU (PTY) LTD	4,895.70	72,988.00	77,883.70	55955.60 STA TORRY
2756	131074	20348	18/05/2023	BARGAIN BOOKS	1,404.27	21,064.00	22,468.27	16149.10 LIBRARY BOOKS
2757	131335	20348	18/05/2023	BOLT AND ENGINEERING DIST	4,496.00	68,790.00	73,286.00	52730.00 CLOTHING
2758	130804	20349	18/05/2023	HC SUPPLIES	1,432.52	2,148.80	3,581.32	16474.00 STA TORRY
2759	130953	20340	18/05/2023	MUNDEN CONSTRUCTION (PTY)	2,613.50	-	2,613.50	26135.00 BUILDING MAINTENANCE
2760	131348	20341	19/05/2023	NOKADA 8 (PTY) LTD	11,600.00	1,790.00	13,390.00	13340.00 STELLA CHAIRS
2761	130710	20342	19/05/2023	HERMANUS OFFICE NATIONAL	1,406.32	21,554.00	22,960.32	19524.00 STA TORRY
2762	131276	20349	19/05/2023	MCNAMA TOURS	3,680.00	-	3,680.00	36800.00 TRANSPORTATION
2763	131504	20349	19/05/2023	ANY AND (PTY) LTD	1,495.00	22,425.00	23,920.00	17193.50 SELF DEFENCE WEAPON, TAKER RATION
2764	131208	20345	19/05/2023	DEBILLE PRINTING	5,500.00	-	5,500.00	55000.00 TWO WAY MIRRORS
2765	131003	20340	22/05/2023	BALLER'S TRUCK DEPOT, B/L	4,590.00	88,940.00	93,530.00	52654.00 GREYSER WITH AXES (CORRIS)
2766	131712	20347	22/05/2023	TAUJAWAHIR HERMANUS	5,452.18	81,783.00	87,235.18	62700.00 WIRE CHEMICAL TOILETS
2767	131410	20348	22/05/2023	WILSON SERVICES (PTY) LT	4,247.80	63,717.00	67,964.80	48849.00 LIBRARY BOOKS
2768	131004	20349	22/05/2023	BARGAIN BOOKS	1,447.25	21,717.00	23,164.25	16600.00 LIBRARY BOOKS
2769	131157	20340	22/05/2023	OVERBERG AGRI BIERVYWE (PT	59.30	89.09	148.39	6800.00 HARDBWARE
2770	131041	20341	23/05/2023	HERMANUS OFFICE NATIONAL	1,802.00	19,390.00	21,192.00	14805.00 STA TORRY
2771	130994	20342	23/05/2023	DEBILLE PRINTING	1,575.00	-	1,575.00	15750.00 CLOTHING
2772	131387	20346	24/05/2023	METWIN PROJECTS (PTY) LTD	8,000.00	-	8,000.00	80000.00 BUILDING MAINTENANCE
2773	131300	20347	24/05/2023	SAWI AND RAJESH ENTERPRISE	1,000.00	-	1,000.00	10000.00 BUILDING MAINTENANCE
2774	130574	20348	24/05/2023	MC BONG ENGINEERING (PTY)	9,999.00	1,489.85	11,488.85	11498.00 SERVICE AND INSPECTION OF OVERHEAD TO CORE
2775	131279	20349	24/05/2023	EURORA BOOKS (EUROPA VW)	2,950.00	-	2,950.00	29500.00 BUILDING MAINTENANCE
2776	131752	20351	24/05/2023	ACC EXPRESS HERMANUS	3,891.32	55,370.00	59,261.32	42460.00 ELECTRICAL ITEMS
2777	131520	20350	24/05/2023	CO/COURT GABRIAN DEURUS	1,969.25	2,883.90	4,853.15	18276.00 PROMOTIONAL ITEMS
2778	131404	20351	24/05/2023	BALLER'S TRUCK DEPOT, B/L	1,600.35	20,255.00	21,855.35	15590.00 LED LIGHTS
2779	131400	20351	24/05/2023	BARGAIN BOOKS	810.17	13,053.00	13,863.17	10467.00 LIBRARY BOOKS

REQ NO	ORDER NO	ORDER DATE	CREDITOR NAME	ORDER AMOUNT - EXCL. VAT	VAT AMOUNT	ORDER AMOUNT - VAT INCL.	DESCRIPTION OF THE ORDER
2780	131517	200519	PTO TRIVERDERMARK	2,221.87	39.328	2,561.5	HANDWARE
2781	131719	200520	PROCEMA OFFICE FURNITURE	1,022.33	1,038.87	13,543.0	SUPPLY AND INSTALL BUNDS
2782	131479	200521	WGS MEDICAL SUPPLIES PTY	11,254.21	1,089.13	12,943.4	MEDICAL SUPPLIES
2783	131054	200522	ROKANA B (PTY) LTD	4,890.50	73.358	5,026.8	TOOLS
2784	130986	200523	ALEX GHANT PHARMACY	2,912.237	3,439.89	26,349.2	MEDICAL SUPPLIES
2785	131376	200524	RAC OHERRAMBUS	1,942.370	2,013.55	15,437.2	HANDWARE
2786	131082	200525	NAAPAGH AGRIWARTLIQOOR	25,741.77	3,861.27	29,603.0	CLOTHING
2787	131526	200526	WALSTW SERVICES P TVOLT	2,400.00	1,028.55	7,885.5	MPPA STANDARDS
2788	131340	200528	DIMAHGIC	3,220.00	48.300	24,000.0	ELECTRICAL ITEMS
2789	131751	200529	COLOURTY GRAPHIC SOLUTIONS	22,000	3,300	37,000	MPPA STANDARDS
2790	131752	200530	PTO TRIVERDERMARK	8,228.26	1,235.75	9,458.5	HANDWARE
2791	131449	200531	DEBILLE PRINTING	3,100.00		31,000.0	PROMOTIONAL ITEMS
2792	131755	200532	ALTRONEXUS (PTY) LTD	1,786.00	2,604.00	19,945.0	TWO WAY HANDS
2793	131770	200533	HEIRAMBUS OFFICE NATIONAL	2,220.00	3,300.00	25,303.0	STATIONERY
2794	131721	200534	HEIRAMBUS MEDIA	1,516.52	2,774.8	16,672.5	SAND BLASTS
2795	131760	200535	NAAPAGH AGRIWARTLIQOOR	1,482.900	2,168.85	20,220.0	SUPPLY AND INSTALL GAS
2796	130511	200536	PROCEMA OFFICE FURNITURE	1,522.200	2,329.30	17,650.0	HANDWARE
2797	130511	200537	PROCEMA OFFICE FURNITURE	1,451.36	21.70	16,690.0	FLUORESCENT STAMPS
2798	131518	200538	BIWEXST WALTONS	3,488.00	52.320	40,120	MPPA SHOES
2799	131081	200539	SHARMS AND TELLS	2,690.00	1,177.50	9,027.5	WHITE DINE WASHING LIQUID
2800	131572	200540	ROKANA B (PTY) LTD	1,7584.55	2,607.65	13,500.0	REMOVAL OF FURNITURE
2801	131959	200541	HEIRAMBUS GAC CC	1,179.93	1,760.87	35,700.0	ACCOMMODATION
2802	131762	200542	SELWIN BARNAHE	2,294.78	35.522	37,118.6	STATIONERY
2803	130670	200543	ONE STAR AND HOTEL	3,227.70	48.416	21,926.0	LAND SURVEY
2804	131131	200521	OFFICE FOR YOU PTY LTD	1,910.00	2,865.00	216,250.5	SAND BLASTS
2805	130533	200522	YELLOWHARGO TRADING CC	2,954.700	3,082.25	19,500.0	TRANSPORTATION
2806	131768	200523	NAAPAGH AGRIWARTLIQOOR	1,690.00		1,751.0	CATCHING
2807	131748	200524	MCNANA TOURS	5,275.00	17,137	20,000.0	WIRE OF SOUND SYSTEM
2808	131444	200525	BUTTLER LOUR (PTY) LTD	1,105.79		15,500.0	HYDRO BOLLER
2809	131449	200526	BEYANG BANGU AND ENHAWIN	2,000.00		16,100.0	FLAT 351 BACKPACK
2810	131785	200527	ENGLES JOURNEY MEDIA AND	1,545.00		29,900.0	BUILDING MAINTENANCE
2811	131285	200528	HAWANA ENTERPRISE COURE	1,400.00	2,188.00	25,425.0	CLOTHING
2812	131227	200529	CHAWALDE & CO (PTY) LTD	2,999.00		30,000.0	BUILDING MAINTENANCE
2813	131468	200530	VERBIL APPEL BOUERE	2,211.00	3,316.50	30,000.0	BUILDING MAINTENANCE
2814	131762	200531	PLUMFOODS CC	1,900.00		30,000.0	PHOTOCOPY SERVICES
2815	131368	200532	EUROPA BOUTERS (EUROPA WW)	2,400.00	2,388.65	5,000.0	KITCHEN TOWELS
2816	131766	200533	ENGLES JOURNEY MEDIA AND	15.38700	6.522	7,500.0	REFRESHMENTS
2817	130675	200534	BECHEST (PTY) LTD	434.78		3,312.2	FLEET
2818	131909	200535	UNIVERSITY SUPERMARK & TOPS	74.200		8,300.0	WINDOW CLEANING
2819	131775	200536	OK FOODS (LARGEMAN)	661.50	6,922	20,900.0	MICROJET
2820	131766	200537	HEIRAMBUS MEDIA	8,300.00		19,762.5	SLURK AND SH PORT
2821	131525	200538	AMPHOR SA	2,008.348	3,012.52	17,503.8	STATIONERY
2822	131074	200539	BLUE DINE INDUSTRIES PTY	3,605.00	1,301.25	41,800.0	CLOTHING
2823	131745	200540	EPC CONSULTANTS	2,694.00	39,519	41,800.0	SUPPLY AND INSTALL BUNDS
2824	131764	200541	OFFICE FOR YOU PTY LTD	1,138.00	496.00	41,800.0	SUPPLY AND INSTALL BUNDS
2825	131764	200542	BUTTLER LOUR (PTY) LTD	3,100.00	50.00	41,800.0	RECREATIVE DAY
2826	131777	200543	ROKANA B (PTY) LTD	3,069.00	50.00	1,368	FOOD
2827	131777	200544	HEIRAMBUS OFFICE NATIONAL	30,772	3,111	23,263	BUNNERS BEVERAGE BOTTLE AND BILLS
2828	131761	200545	HEIRAMBUS OFFICE NATIONAL	30,772	3,111	45,000	RECREATION
2829	131764	200546	MAHGO BE SELORIENT TRUST	40,000	13,204	44,250.0	CONSTRUCTION
2830	131768	200547	HEIRAMBUS OFFICE NATIONAL	3,800.00	58,308	57,000.0	ACCOMMODATION
2831	131768	200548	HEIRAMBUS OFFICE NATIONAL	4,926.52	74,348	147,500.0	WOOD COULC STAFF
2832	131768	200549	YELLOWHARGO TRADING CC	1,202.237	1,897.69	81,982.5	FUEL PRINTING REPORT - GENERATOR
2833	131753	200550	HEIRAMBUS OFFICE NATIONAL	6,075.00	81,125	5,000.0	CATERING FOR COUNCIL MEETING
2834	131819	200551	BUTTLER LOUR (PTY) LTD	5,000.00		25,240.0	SUPPLY AND DELIVERY OF FURNITURE
2835	130529	200552	ADORAO SOLUTIONS (PTY)	21,991.50	3,398.70	27,774.5	SUPPLY AND DELIVERY OF TABLE
2836	130529	200553	ADORAO SOLUTIONS (PTY)	2,414.50	3,623.15	1,648.8	PAINT AND ACCESSORIES
2837	130529	200554	NAAPAGH AGRIWARTLIQOOR	1,266.88	19,500	70,000.0	CATERING FOR 2 DAYS RRK WORKSHOP
2838	131804	200516	BUTTLER LOUR (PTY) LTD	3,000.00		25,000.0	WALL AND PAINTING
2839	131829	200517	HEIRAMBUS	3,173.91	32,608		

#	REQ. NR	ORDER NO	ORDER DATE	CREDITOR NAME	ORDER AMOUNT - EXCL. VAT	VAT AMOUNT	ORDER AMOUNT - VAT INCL.	DESCRIPTION OF THE ORDER
					B.13 251 917,83	B.1 533 211,57	B. 14 785 129,40	



SUPPLY CHAIN MANAGEMENT REPORT IN TERMS OF PARAGRAPH 6(2) OF THE SCM POLICY
 DEVIATIONS APPROVED IN TERMS OF PARAGRAPH 34(1)(d) OF THE SCM POLICY - OVERSTRAID MUNICIPALITY - 01 JULY 2022 TO 30 SEPTEMBER 2022: QUARTER 1

#	Request / SCD #	Supplier	Date	Deviation in terms of Paragraph	Amount Operational	Amount Capital	VAT @ 15%	Value of the Deviation	Comments / Use of Budget
1	SCD3411/2022	Gemsberg News	2022/07/04	361160V5	R 1 700,00	-	-	R 1 700,00	Placement of Advertisements in Newspapers - Qtr. Adjustment Budget 2021/2022
		Oberstrand Herald		361160V5	R 2 000,00	-	300,00	R 2 300,00	
		Burger a Division of Media 24 (Pty Limited Times)		361160V5	R 4 880,00	-	750,00	R 5 630,00	
		The Village News		361160V5	R 2 260,00	-	380,00	R 2 640,00	
2	SCD3412/2022	Gemsberg News	2022/07/07	361160V5	R 1 500,00	-	-	R 1 500,00	Placement of Advertisements in Newspapers - Re-advertisement of Vacation of JANC Members
		Oberstrand Herald		361160V5	R 1 190,43	-	169,57	R 1 360,00	
		Burger a Division of Media 24 (Pty Limited Times)		361160V5	R 3 182,41	-	477,99	R 3 660,40	
		Burger a Division of Media 24 (Die Burger)		361160V5	R 6 210,00	-	931,50	R 7 141,50	
3	SCD3413/2022	Independent Newspaper (Weekend Argus & Cape Times)	2022/07/14	361160V5	R 20 250,00	-	-	R 20 250,00	Annual Review of the Municipality's Long Term Financial Plan for a Contract Period Ending 30 June 2023
		INCA Portfolio Managers		361160V5	R 120 000,00	-	22 500,00	R 142 500,00	
4	SCD3414/2022	Adopt IT (Pty) Ltd	2022/07/08	361160V5	R 75 520,50	-	-	R 75 520,50	Costs of Licence Renewal
		Orange T Africa CC (Information Technology)		361160V5	R 14 675,00	-	2 201,25	R 16 876,25	
5	SCD3415/2022	Gemsberg News	2022/07/15	361160V5	R 1 700,00	-	-	R 1 700,00	Placement of Advertisements in Newspapers - Tender SCD293/2022 & SCD297/2022
		Oberstrand Herald		361160V5	R 1 130,43	-	169,57	R 1 300,00	
		Burger a Division of Media 24 (Pty Limited Times)		361160V5	R 5 092,17	-	700,00	R 5 792,17	
		Burger a Division of Media 24 (Die Burger)		361160V5	R 4 896,00	-	754,40	R 5 650,40	
6	SCD342/2022	Independent Newspaper (Cape Times)	2022/07/25	361160V5	R 3 796,00	-	-	R 3 796,00	Placement of Advertisements in Newspapers - Tender KCT300/2022
		Gemsberg News		361160V5	R 1 800,00	-	-	R 1 800,00	
		The Village News		361160V5	R 3 960,00	-	504,00	R 4 464,00	
		Burger a Division of Media 24 (Pty Limited Times)		361160V5	R 5 720,70	-	850,30	R 6 571,00	
7	SCD342/2022	Burger a Division of Media 24 (Die Burger)	2022/08/01	361160V5	R 4 696,00	-	-	R 4 696,00	Supply of Professional Services in Respect of Maintenance, Upgrade and Support of Personal Computing Software
		Oberstrand Herald		361160V5	R 1 130,43	-	169,57	R 1 300,00	
		Independent Newspaper (Cape Times)		361160V5	R 4 814,00	-	722,70	R 5 536,70	
		The Village News		361160V5	R 21 546,09	-	18 291,21	R 39 837,30	
8	SCD3418/2022	P7 Technologies (Capri) CC	2022/08/24	361160V5	R 8 056,52	-	-	R 8 056,52	Water Institute of Southern Africa (WISA) Convention 2022
		Water Institute of Southern Africa (WISA)		361160V5	R 9 300,00	-	1 345,00	R 10 645,00	
9	SCD3422/2022	PayCom Software Systems (Pty) Ltd	2022/08/02	361160V5	R 11 176,96	-	-	R 11 176,96	18 Annual Legislative Seminar & System Lecture 18 & 19 August 2022
		Gemsberg News		361160V5	R 2 300,00	-	-	R 2 300,00	
10	SCD3422/2022	The Village News	2022/08/01	361160V5	R 4 200,00	-	-	R 4 200,00	Placement of Advertisements in Newspapers - Opportunity to Submit Requests for Tender for the Engineering and Construction Management (ECM) and Project Management (PM) 2022/2027 and D of H (Revised) Performance Management Framework
		Oberstrand Herald		361160V5	R 3 191,43	-	469,57	R 3 660,99	
11	SCD3424/2022	Call for an SCD (Pty) Ltd	2022/08/30	361160V5	R 370 434,70	-	-	R 370 434,70	Postage for Franking Machine

#	Report / SCD #	Supplier	Date	Division in terms of Paragraph	Amount Operational	Amount Capital	WAT @ 15%	Value of the Evaluation	Comments / Description
14	SCD3425/2022	The Village News	2022/08/04	3611(a)(v)	R 670,00	-	R 1 000,00	R 7 720,00	Placement of Advertisements in Newspapers - Tender SCD3425/2022. SCD3425/2022 & SCD3302/2022
		Gemsburg News		3611(a)(v)	R 3 000,00	-	-	R 3 600,00	
		Oven Road Herald		3611(a)(v)	R 2 360,87	-	R 3 591,5	R 2 600,00	
		Burger's Division of Meats a 24 (D) (a) (b) (g) (r)		3611(a)(v)	R 10 184,35	-	R 1 527,65	R 11 712,00	
		Burger's Division of Meats a 24 (D) (a) (b) (g) (r)		3611(a)(v)	R 9 792,00	-	R 1 468,80	R 11 260,80	
		Independent News Paper (E.g. Times)		3611(a)(v)	R 7 900,00	-	R 1 095,00	R 9 995,00	
15	SCD3427/2022	Burger's Division of Meats a 24 (D) (a) (b) (g) (r)	2022/08/15	3611(a)(v)	R 4 896,00	-	R 7 940,00	R 5 630,40	Placement of Advertisements in Newspapers - Tender SCD3427/2022
		Independent News Paper (E.g. Times)	3611(a)(v)	R 4 086,00	-	R 613,00	R 4 700,00		
		The Village News	3611(a)(v)	R 6 295,10	-	R 1 110,00	R 7 405,00		
		Gemsburg News	3611(a)(v)	R 2 975,00	-	R 525,00	R 3 500,00		
		Oven Road Herald	3611(a)(v)	R 2 110,00	-	R 300,00	R 2 600,00		
		Burger's Division of Meats a 24 (D) (a) (b) (g) (r)	3611(a)(v)	R 9 655,20	-	R 1 756,80	R 11 412,00		
16	SCD3426/2022	Burger's Division of Meats a 24 (D) (a) (b) (g) (r)	2022/08/06	3611(a)(v)	R 4 785,84	-	R 844,56	R 5 630,40	Placement of Advertisements in Newspapers for Tender SCD3426/2022 & SCD3302/2022
		Independent News Paper (E.g. Times)		3611(a)(v)	R 3 425,16	-	R 604,84	R 4 030,00	
		The Village News		3611(a)(v)	R 5 476,26	-	R 521,74	R 6 000,00	
		Gemsburg News		3611(a)(v)	R 4 800,00	-	R 700,00	R 5 500,00	
		Oven Road Herald		3611(a)(v)	R 13 576,20	-	R 2 895,80	R 15 972,00	
		Burger's Division of Meats a 24 (D) (a) (b) (g) (r)		3611(a)(v)	R 6 347,83	-	R 602,17	R 6 950,00	
17	SCD3428/2022	Web ra CC	2022/09/13	3611(a)(v)	R 5 476,26	-	R 521,74	R 6 000,00	National Webinars Indaba 26 - 27 October 2022
		Next Step Academy (Pty) Ltd	2022/09/08	3611(a)(v)	R 4 800,00	-	R 700,00	R 5 500,00	
		The Institute of Environment and Nutrition Management (IENM)	2022/09/01	3611(a)(v)	R 13 576,20	-	R 2 895,80	R 15 972,00	
		South African Society of Occupational Health Nurses (SAOHN)	2022/09/23	3611(a)(v)	R 6 347,83	-	R 602,17	R 6 950,00	
		Buildthrough Adventures NPC's Whole Coast FM	2022/09/23	3611(a)(v)	R 60 869,57	-	-	R 70 000,00	
		Sarfield Security Services (Pty) Ltd	2022/10/04	3611(a)(v)	R 168 382,61	-	R 25 257,39	R 193 640,00	
18	SCD3429/2022	Adren Construction (Pty) Ltd	2022/10/01	3611(a)(v)	R 83 377,70	-	R 12 506,66	R 95 884,36	Roll out of Advertisements/Interviews/Workshops including office rolls Area 2,02/2022
		WESA - Institute of Municipal Engineering of Southern Africa	2022/10/11	3611(a)(v)	R 14 303,87	-	R 2 130,13	R 16 434,00	
		Chartered Institute of Government Engineer Audit & Risk Officers	2022/10/10	3611(a)(v)	R 10 781,74	-	R 1 617,26	R 12 399,00	
		Leads Systems (Pty) Ltd	2022/10/13	3611(a)(v)	R 28 263,00	-	R 4 239,00	R 32 492,00	
		Alfa de Generators CC (a) Alfa Power Panels	2022/10/19	3611(a)(v)	R 45 006,47	-	R 6 760,26	R 51 766,73	
		KONE Elevators South Africa (Pty) Ltd	2022/11/04	3611(a)(v)	R 46 881,80	-	R 7 032,27	R 53 914,07	
19	SCD3430/2022	Sectional Poles (Pty) Ltd	2022/11/07	3611(a)(v)	R 304 347,83	-	R 45 052,17	R 350 000,00	Lowering and Realigning and Conducting of Experts & Repair Work to two (2) High Mast Lights in Two (2) Hermonas
		H4 Test Academy (Pty) Ltd	2022/11/06	3611(a)(v)	R 143 792,20	-	R 21 568,83	R 165 361,03	
		Mathie & Thevenet (Hermonas)	2022/11/09	3611(a)(v)	R 4 024,95	-	R 723,65	R 5 548,60	
		Cook Media CC	2022/11/15	3611(a)(v)	R 7 043,68	-	R 1 056,32	R 8 100,00	
		Digital Marketing Conference							

Abolition for Certificate of Registered Title - For 10773 (A Portion of Erf 572 Hermonas)

# Request/ SCD #	Supplier	Date	Division in terms of Paragraph	Amount Operational	Amount Capital	WT @ 15%	Value of the Division	Comments / Description of job
33	SCD-3451A/2022 Julia's Generation CC	2022/11/04	361346(V)	88475.00	-	13 301.25	101 976.25	Repair Cover Box Radiator at the Merisipar Road Office, Hermonas
34	SCD-3455/2022 George's Airconditioning CC	2022/11/22	361346(V)	9061.00	-	1 357.50	10 418.50	Starters for Generator at the Municipal Head Office
35	SCD-3453/2022 CT Lab (Pty) Ltd	2022/11/22	361346(V)	260 869.57	-	391 130.63	300 000.00	Supply of Voltage and Power Monitoring System and Maintenance of Related Instruments
36	SCD-3452/2022 Spectrum Communications (Pty) Ltd	2022/12/09	361346(V)	179 013.04	-	26 086.96	200 000.00	Monitoring of Electrical Infrastructure System and Maintenance of Installed Instruments
37	SCD-3456/2022 Fireback Fire and Rescue CC	2022/12/23	361346(V)	388 325.25	-	58 248.79	446 574.04	Service and Repair of Ground Ladders
38	SCD-3457/2022 Work Dynamics (Pty) Ltd	2022/12/09	361346(V)	34 086.96	-	5 113.04	39 200.00	Market Related Personnel Information 556 Meetings
39	SCD-3458/2022 Expertise Twenty Six CC via Airforce Officers	2022/12/09	361346(V)	11 066.57	-	1 610.63	13 680.00	Repair of Cabin Motor
40	SCD-3459/2022 Field of Vets Construction and Projects (Pty) Ltd	2022/12/23	361346(V)	1 200 000.00	-	180 000.00	1 380 000.00	Provision of Pest Control Services for Hermonas and Hermonas up until 30 June 2024
41	SCD-3460/2022 Dreger South Africa (Pty) Ltd	2022/12/22	361346(V)	28 230.00	-	4 234.50	32 464.50	Service and Calibration of Airflow Breath Analyser
42	SCD-3461/2022 Ony Risk Management (Pty) Ltd	2022/12/15	361346(V)	12 767.63	-	1 915.14	14 682.77	Repair of Fire Extinguishers
43	SCD-3098A/2020 HMS Helix CC	2022/12/22	361346(V)	5 672 811.29	-	850 926.69	6 523 737.98	Balloon Management Programme
44	SCD-3462/2022 Airtel Wireless	2022/12/23	361346(V)	195 000.00	-	29 250.00	224 250.00	Emergency Repair and Configuration of the Inver & PT Network
45	SCD-3463/2022 Lumada Systems (Pty) Ltd	2022/12/22	361346(V)	119 903.90	-	17 985.59	137 889.49	Urgent Traffic Signal Repairs - (R5) Hermonas Intersection & (R5) Sanibad Road Intersection
46	SCD-3465/2022 Proxify Software Systems (Pty) Ltd	2023/01/20	361346(V)	11 022.61	-	1 713.09	13 596.00	Proxify RPS Symposium 2023 Seminar & System Lecture
47	SCD-3467/2022 Environmental Safety Systems CC	2023/01/31	361346(V)	4 235.00	-	635.25	4 870.25	Collaborate and Repair of BM Gas Alert Monitors
48	SCD-3466/2022 Working Centre (Pty) Ltd RCC Environmental Services (Pty) Ltd	2023/02/22	361346(V)	1 369.50	-	205.63	1 575.03	Procurement of Additional Resources to Extend W & R in Marine Drive Hermonas
49	SCD-3468/2022 MH Capital Business Solutions (Pty) Ltd	2023/02/17	361346(V)	11 997.00	-	1 799.55	13 796.55	Attendance of Public Safety & Security Driven Conference (1 Official)
50	SCD-3469/2022 Nehru High Tech (Pty) Ltd via Hermonas Value	2023/02/24	361346(V)	2 031.84	-	304.78	3 036.62	Repair/Maintenance of Ashbus M190201 Wildfire Fuel Pump Water at Hermonas Road Department
51	SCD-3470/2022 Emerald Infrastructure Solutions CC	2023/02/17	361346(V)	14 975.40	-	2 246.34	17 221.94	Fully Diesel Generator at the Municipal Offices in Starford
52	SCD-3472/2022 James van der Merwe via Hermonas Training	2023/02/17	361346(V)	1 304.35	-	195.65	1 500.00	Removal and Towing of Abandoned Vehicle Causing Obstruction
53	SCD-3475/2022 MH Capital Business Solutions (Pty) Ltd	2023/02/28	361346(V)	3 999.00	-	599.85	4 598.85	Attendance of Public Safety & Security Driven Conference (1 Official)
54	SCD-3471/2022 Oregon Trading CC via Kufunon Technologies	2023/03/08	361346(V)	7 000.00	-	1 050.00	8 050.00	Supply, Installation, Repair and Replacement of Faulty Equipment at Vehicle Roadside Test Station, Traffic Department
55	SCD-3473/2022 MAT Electrical Engineering CC via Kufunon	2023/03/30	361346(V)	9 284 144.00	600 000.00	1 482 021.60	11 366 765.60	Supply, Delivery and Installation of Back-up Electricity Generators for Motor and Sewer Pump Stations in the Overstrand Local Area
56	SCD-3474/2022 Tight Security (Pty) Ltd	2023/03/01	361346(V)	2 350.00	-	352.50	2 702.50	Postal Counter at Hermonas Library
57	SCD-3476/2022 Dr. Nicolaï & M. W. J. de	2023/03/08	361346(V)	1 966.30	-	294.94	2 261.24	Payment of Medical Account for Anthony Sutherland Whitson Day
58	SCD-3477/2022 Adv Esterre Networks	2023/03/30	361346(V)	60 869.57	-	9 130.63	70 000.00	Installation of fibre optic conduct of the Fleet Management Department

#	Request / SOD #	Supplier	Date	Deviation in terms of Paragraph	Amount Operational	Amount Capital	WAT @ 13%	Value of this Deviation	Comments / Item description
59	SOD-3476/2022	3sp Doors Maintenance Via Salamee LIS CC	2023/03/22	36(1)(a)(v)	R 11 850,00	-	R 1 702,50	R 13 092,50	Repair of Forklift Shuttle Door at the Controlled Municipality Traffic Department Vehicle Testing Centre
60	SOD-3481/2022	Lexus Systems (Pty) Ltd	2023/04/25	36(1)(a)(v)	R 37 750,00	-	R 5 662,50	R 43 412,50	Urgent Traffic Signal Repairs - R67 Signalphase Road Intersection
61	SOD-3485/2022	Synergy Business Events (Pty) Ltd	2023/04/04	36(1)(a)(v)	R 44 874,00	-	R 6 731,10	R 51 405,10	Participation at Hobbeis 2023
62	SOD-3476/2022	Heldersuch CC	2023/04/26	36(1)(a)(v)	R 12 896,50	-	R 1 940,48	R 14 876,98	Repair and Service of HP Dringy at T202 P1 zone
63	SOD-3480/2022	Bertson Cape (Pty) Ltd	2023/05/03	36(1)(a)(v)	R 13 589,85	-	R 2 038,48	R 15 628,33	Repair of W & S 2507's Pump and Motors
64	SOD-3481/2022	Dragon South Africa (Pty) Ltd	2023/05/26	36(1)(a)(v)	R 369 234,08	-	R 54 635,11	R 423 869,19	Service and Repair of Compress Air Equipment
65	SOD-3486/2022	Igala Advisory Services (Pty) Ltd	2023/05/03	36(1)(a)(v)	R 3 750,00	-	R 562,50	R 4 312,50	Municipal Staff Regulations, Performance, and Human Resources Workshops
66	SOD-3488/2022	Custom Den (Pty) Ltd	2023/06/19	36(1)(a)(v)	R 4 782,01	-	R 717,39	R 5 500,00	High Pressure Cleaning of Docks and Janitor's Toilet Pools
67	SOD-3489/2022	4018 South Africa (Pty) Ltd	2023/06/08	36(1)(a)(v)	R 25 177,89	-	R 3 776,68	R 28 954,57	Investigation into the conduct of a Refire Stop Shower at Wukwaby 0606 Searching Station
68	SOD-3490/2022	J Rubenag Upak Employment Law Services CC	2023/06/02	36(1)(a)(v)	R 30 000,00	-	-	R 30 000,00	Investigation into the conduct of a Refire Stop Shower at Wukwaby 0606 Searching Station
69	SOD-3491/2022	Sf Paper & Stone (Pty) Ltd	2023/06/02	36(1)(a)(v)	R 43 478,36	-	R 6 521,74	R 50 000,00	Repair Horns in Stone and Fleet Management Generator
70	SOD-3493/2022	IC Liviforms CC	2023/06/21	36(1)(a)(v)	R 1 153 710,43	-	R 175 056,57	R 1 328 767,00	Purchase of Uniform for Protection Services
71	SOD-3497/2022	Genetic Up Heavign 195	2023/06/28	36(1)(a)(v)	R 20 971,20	-	R 3 146,69	R 24 116,93	Manufactured Office Generator Call out & Repair
72	SOD-3498/2022	Chartered Institute of Government Finance Audit and Risk Officers (CIAGAR) IMCO	2023/06/28	36(1)(a)(v)	R 3 251,30	-	R 484,70	R 3 716,00	2023 CIAGAR Public Sector Finance Seminar
73	SOD-3494/2022	Beaufort Security Services (Pty) Ltd	2023/06/28	36(1)(a)(v)	R 106 361,03	-	R 15 954,15	R 122 315,18	Provision of Alarm Monitoring Service
74	SOD-3494/2022	Itality AOT (Pty) Ltd	2023/06/28	36(1)(a)(v)	R 409 982,17	-	R 61 497,53	R 471 479,70	Provision of Alarm Monitoring Service
75	SOD-3494/2022	Engin Security Systems Wabern Cape (Pty) Ltd	2023/06/28	36(1)(a)(v)	R 135 304,35	-	R 20 295,05	R 155 600,00	Provision of Alarm Monitoring Service
		TOTAL		73	R 22022 613,40	R 000 000,00	R 3 338 346,18	R 28 010 764,00	

Regular Expenditures by Service - Items of the Municipality's Supply Chain Management Policy - 2022/2023																	
Item #	Date of Expiry	Date Required for Re-Accounting (if other)	Date of Review	Period end	Estimate/No. of Payments	Report to Council	Request by Mayor, MLC and/or Councillors	Description	Notes	Next Probable Expenditure	Approved to	Responsible Department	Actual Capital	Actual Operational	VAT	Total	
I. Services, identified and currently under investigation																	
2022.01.06	2022/06/31	2022/06/30	2022/06/30	2022/06/30	2022/06/30	The item was referred back on 2022/06/30 by MRC, in order to get more information from the Speaker.	2022/06/30	Trade Shows	The item was referred back on 2022/06/30 by MRC, in order to get more information from the Speaker.	By report 17 (8/1/22)	31 Glenwood Trade Services & Accommodation	Management Services	0	0	31,536.79	0	31,536.79
2022.01.08	2022/06/31	2022/06/30	2022/06/30	2022/06/30	2022/06/30	Awaiting departmental report	2022/06/30	Production of signage Services	Awaiting departmental report	By report 18 (8/1/22)	Service (Pty) Ltd	Construction Services	0	0	714.50	0	714.50
2022.01.11	2022/06/31	2022/06/30	2022/06/30	2022/06/30	2022/06/30	Awaiting departmental report	2022/06/30	Production of signage Services	Awaiting departmental report	By report 18 (8/1/22)	Service (Pty) Ltd	Construction Services	0	0	167.82	0	167.82
2022.01.12	2022/06/31	2022/06/30	2022/06/30	2022/06/30	2022/06/30	Awaiting departmental report	2022/06/30	Production of signage Services	Awaiting departmental report	By report 18 (8/1/22)	Service (Pty) Ltd	Construction Services	0	0	714.50	0	714.50
2022.01.14	2022/06/31	2022/06/30	2022/06/30	2022/06/30	2022/06/30	Awaiting departmental report	2022/06/30	Production of signage Services	Awaiting departmental report	By report 18 (8/1/22)	Service (Pty) Ltd	Construction Services	0	0	107.82	0	107.82
2022.01.17	2022/06/31	2022/06/30	2022/06/30	2022/06/30	2022/06/30	Awaiting departmental report	2022/06/30	Production of signage Services	Awaiting departmental report	By report 18 (8/1/22)	Service (Pty) Ltd	Construction Services	0	0	31,673.07	0	31,673.07
II. Irregular expenditure approved by Council as irrecoverable and written off in terms of 3.1(2)(3)(c) of the Local Government Municipal Finance Management Act, Act 56 of 2003																	
2022.01.18	2022/06/31	2022/06/30	2022/06/30	2022/06/30	2022/06/30	Approved by Council as irrecoverable and written off 2022/06/30	2022/06/30	Supply of Hardware Items	Approved by Council as irrecoverable and written off 2022/06/30	By report 15 (8/1/22)	80102	Production Services	0	0	304.34	0	304.34
2022.01.21	2022/06/31	2022/06/30	2022/06/30	2022/06/30	2022/06/30	Approved by Council as irrecoverable and written off 2022/06/30	2022/06/30	Supplanted Delivery of our for Foregoing Services	Approved by Council as irrecoverable and written off 2022/06/30	By report 17 (8/1/22)	Manabala (Pty) Ltd	Production Services	0	0	21,500.00	0	21,500.00
2022.01.22	2022/06/31	2022/06/30	2022/06/30	2022/06/30	2022/06/30	Approved by Council as irrecoverable and written off 2022/06/30	2022/06/30	Business Management Programme	Approved by Council as irrecoverable and written off 2022/06/30	By report 15 (8/1/22)	1405 (Pty) Ltd	Construction Services	0	0	1,720,000.21	0	1,720,000.21
2022.01.23	2022/06/31	2022/06/30	2022/06/30	2022/06/30	2022/06/30	Approved by Council as irrecoverable and written off 2022/06/30	2022/06/30	Urgent Alarm not Receivable from Engineers	Approved by Council as irrecoverable and written off 2022/06/30	N/A	IQ Phosphate (Pty) Ltd	Construction Services	0	0	9,333.30	0	9,333.30
2022.01.24	2022/06/31	2022/06/30	2022/06/30	2022/06/30	2022/06/30	Approved by Council as irrecoverable and written off 2022/06/30	2022/06/30	Travel Allowance	Approved by Council as irrecoverable and written off 2022/06/30	By report 15 (8/1/22)	Manabala (Pty) Ltd	Management Services	0	0	1,200.00	0	1,200.00
2022.01.25	2022/06/31	2022/06/30	2022/06/30	2022/06/30	2022/06/30	Approved by Council as irrecoverable and written off 2022/06/30	2022/06/30	Placement of Advertisement	Approved by Council as irrecoverable and written off 2022/06/30	By report 15 (8/1/22)	Manabala (Pty) Ltd	Management Services	0	0	20,148.48	0	20,148.48
2022.01.26	2022/06/31	2022/06/30	2022/06/30	2022/06/30	2022/06/30	Approved by Council as irrecoverable and written off 2022/06/30	2022/06/30	Supply of Hardware for Down View Carving	Approved by Council as irrecoverable and written off 2022/06/30	By report 16 (8/1/22)	Manabala (Pty) Ltd	Management Services	0	0	1,542.83	0	1,542.83
2022.01.27	2022/06/31	2022/06/30	2022/06/30	2022/06/30	2022/06/30	Approved by Council as irrecoverable and written off 2022/06/30	2022/06/30	Printing of Monthly	Approved by Council as irrecoverable and written off 2022/06/30	By report 17 (8/1/22)	Manabala (Pty) Ltd	Construction Services	0	0	31,700.80	0	31,700.80
2022.01.28	2022/06/31	2022/06/30	2022/06/30	2022/06/30	2022/06/30	Approved by Council as irrecoverable and written off 2022/06/30	2022/06/30	Towing Services	Approved by Council as irrecoverable and written off 2022/06/30	By report 16 (8/1/22)	Manabala (Pty) Ltd	Production Services	0	0	300.00	0	300.00
2022.01.29	2022/06/31	2022/06/30	2022/06/30	2022/06/30	2022/06/30	Approved by Council as irrecoverable and written off 2022/06/30	2022/06/30	Supply of Goods/Services	Approved by Council as irrecoverable and written off 2022/06/30	By report 14 (8/1/22)	Manabala (Pty) Ltd	Production Services	0	0	70,649.22	0	70,649.22
2022.01.30	2022/06/31	2022/06/30	2022/06/30	2022/06/30	2022/06/30	Approved by Council as irrecoverable and written off 2022/06/30	2022/06/30	Production of signage Services	Approved by Council as irrecoverable and written off 2022/06/30	By report 14 (8/1/22)	Manabala (Pty) Ltd	Production Services	0	0	11,403.38	0	11,403.38
III. Irregular expenditure with the Supply Chain Management Policy conducted by the Accounting Officer in terms of Paragraph 3(1)(c)																	
2022.01.31	2022/06/31	2022/06/30	2022/06/30	2022/06/30	2022/06/30	Approved by Council as irrecoverable and written off 2022/06/30	2022/06/30	Production of signage Services	Approved by Council as irrecoverable and written off 2022/06/30	By report 15 (8/1/22)	Manabala (Pty) Ltd	Production Services	0	0	6,478.20	0	6,478.20
2022.01.32	2022/06/31	2022/06/30	2022/06/30	2022/06/30	2022/06/30	Approved by Council as irrecoverable and written off 2022/06/30	2022/06/30	Production of signage Services	Approved by Council as irrecoverable and written off 2022/06/30	By report 15 (8/1/22)	Manabala (Pty) Ltd	Production Services	0	0	3,161.91	0	3,161.91
2022.01.33	2022/06/31	2022/06/30	2022/06/30	2022/06/30	2022/06/30	Approved by Council as irrecoverable and written off 2022/06/30	2022/06/30	Production of signage Services	Approved by Council as irrecoverable and written off 2022/06/30	By report 15 (8/1/22)	Manabala (Pty) Ltd	Production Services	0	0	20,223.64	0	20,223.64

SR#	Class of Expenditure	Date Reported to Board/Accounting Officer	Date of Advice	Received	Expenditure for Program	Request to Audit	Request to Audit Date	Description	Notes	Special Financial Requirements	Available to	Special Use Description	Account Capital	Amount Appropriated	VAT	Total
2022.28.05	2022.06.02.6 2022.06.04.5	2022/06/01	2022/06/04	2022/06/02	2022/06/02	Ordered by the Accounting Officer for 2022/06/02/23	2022/06/01	Living of February	Continued by the Accounting Officer 2022/06/23	Paragraph 2022/06/23	Auto Copy (Pkg) Ltd	Community Services	\$ -	\$ 108 940.00	\$ 13 761.60	\$ 122 698.40
												Management Services	\$ -	\$ 2 444.20	\$ 306.00	\$ 2 810.01
												Industrial & Infrastructure	\$ -	\$ 703.20	\$ 114.40	\$ 877.68
												Community Services	\$ -	\$ 4 950.60	\$ 746.57	\$ 5 716.66
2022.28.06	2022.06.02.6 2022.06.04.5	2022/06/19	2022/06/04	2022/06/19	2022/06/19	Ordered by the Accounting Officer for 2022/06/21	2022/06/20	Provision of Engineering Services	Continued by the Accounting Officer 2022/06/23	Paragraph 2022/06/23	Service (Pkg) Ltd	Production Services	\$ -	\$ 2 103.00	\$ 237.04	\$ 2 311.14
												Office of the Municipal Manager	\$ -	\$ 713.63	\$ 110.00	\$ 845.98
												Economic & Social Development & Tourism	\$ -	\$ 1 909.84	\$ 596.48	\$ 4 588.12
2022.28.08	2022/06/01	2022/06/19	2022/06/21	2022/06/21	2022/06/21	Ordered by the Accounting Officer for 2022/06/23	2022/06/21	Professional Fees	Continued by the Accounting Officer 2022/06/23	Paragraph 2022/06/23	EngBrain & Group	Production Services	\$ 10 187.00	\$ -	\$ 11 994.00	\$ 99 210.00
2022.28.09	2022/06/19	2022/06/19	2022/06/19	2022/06/19	2022/06/19	Ordered by the Accounting Officer for 2022/06/23	2022/06/19	Bank Management Software Training	Continued by the Accounting Officer 2022/06/23	Paragraph 2022/06/23	Net Step Academy	Management Services	\$ -	\$ 2 400.00	\$ 340.00	\$ 2 760.00
2022.28.10	2022/06/21	2022/06/24	2022/06/20	2022/06/24	2022/06/24	Ordered by the Accounting Officer for 2022/06/23	2022/06/24	Payment of Advertisement	Continued by the Accounting Officer 2022/06/23	Paragraph 2022/06/23	Agency Manager Communications (Pkg) Ltd	Community Services	\$ -	\$ 4 137.86	\$ 650.00	\$ 4 888.31
2022.28.11	2022/06/28	2022/06/28	2022/06/24	2022/06/28	2022/06/28	Ordered by the Accounting Officer for 2022/06/28	2022/06/28	Provision of IT Services	Continued by the Accounting Officer 2022/06/28	Paragraph 2022/06/28	Field Systems only Services	Production Services	\$ -	\$ 1 347.70	\$ 174.10	\$ 1 518.85
None																
4. Indicators of Frictions and Whistleblower Reports and Internal Investigation																
WC080404	2022/06/28	2022/06/28	2022/06/21	N/A	N/A	For process to recover investment	2022/06/28	Investment made to support 4 of Four WC021048	For process to recover investment	N/A	8 Management (Pkg) Ltd	Management Services	\$ -	\$ 20 810.17	\$ -	\$ 20 810.17
4.1 Frictions and Whistleblower Reports approved by Council as irreconcilable and written off in terms of 13.2(3)(b) of the Local Government Municipal Finance Management Act, Act 16 of 2003																
None																



BID/QUALIFYING REQUIREMENT

APPENDIX 3 COMPLAINTS / TENDERS / QUERIES REGISTER - 01 JULY 2022 TO 30 JUNE 2023

#	Tender/Qualification No.	Date Advert	Release Date	Additional Info	Description	Advertiser	Complainant	Applicable Section (Regulation/Query)	Reason for Appeal/Complaint/Query	Date received	Where in process	Start/End Date	Outcome
1	Tender No. SC2207/2022	25-Mar-22	21-Jun-22	23-Jun-22	Urgent Services for the Overstrand Area for a Contract Period ending 30 June 2025.	Overstrand Community League/Overstrand CC	South African Coast Guard (Pty) Ltd	Query	Requested (BAC) report and reasons why they were unsuccessful	07-Jul-22	Finalised	07-Jul-22	Resolved - Provided bidder with BAC report and reasons why they were unsuccessful
2	Qualification No. SC 2290/2022	11-Mar-22	14-Jul-22	14-Jul-22	Appointment of Attorney for Conveyancing Services	Kruger & Bignard Attorneys	Keyns and Partners Inc.	Query	Reason for not being successful	14-Jul-22	Finalised	18-Jul-22	Resolved - Reason provided to bidder
3	Qualification No. SC 2303/2022	20-Mar-22	18-Aug-22	22-Aug-22	Training, Test, Diagnosing and Isolating a Fault on a High and Low Voltage Electrical Cable	Cancelled	South African Coast Guard (Pty) Ltd	Query	Reason for not being successful	22-Aug-22	Finalised	22-Aug-22	Resolved - Reason provided to bidder
4	Qualification No. SC 2304/2022	20-Mar-22	16-Sep-22	16-Sep-22	Training, Operating of Chainsaws, Pruning and Shaping of Ornamental Shrubs, Applying Herbicides to Mosses, Weeds and Operating Woodcutter/Bushcutter	Cancelled	Alvans Training Academy a Division of Alvans Pests and Insect CC	Query	Reason for cancellation and not being successful	21-Sep-22	Finalised	23-Sep-22	Resolved - Provided reasons for cancellation of Qualification
5	Qualification No. SC 2304/2022	20-Mar-22	16-Sep-22	16-Sep-22	Training, Operating of Chainsaws, Pruning and Shaping of Ornamental Shrubs, Applying Herbicides to Mosses, Weeds and Operating Woodcutter/Bushcutter	Cancelled	Trigels Training and Development	Query	Reason for cancellation and not being successful	21-Sep-22	Finalised	23-Sep-22	Resolved - Provided reasons for cancellation of Qualification
6	Qualification No. SC 2304/2022	20-Mar-22	16-Sep-22	16-Sep-22	Training, Operating of Chainsaws, Pruning and Shaping of Ornamental Shrubs, Applying Herbicides to Mosses, Weeds and Operating Woodcutter/Bushcutter	Cancelled	Proton Agricultural Training Centre CC	Query	Reason for cancellation and not being successful	22-Sep-22	Finalised	23-Sep-22	Resolved - Provided reasons for cancellation to bidder
7	Tender No. SC2307/2022	23-Mar-22	15-Sep-22	23-Sep-22	Mossburne Bulk Water Supply	Bever Outh & Partners	Weed and Construction (Pty) Ltd	Query	Requested evaluation report	26-Sep-22	Finalised	27-Sep-22	Resolved - Evaluation report submitted to bidder
8	Tender No. SC2322/2022	27-Mar-22	15-Sep-22	23-Sep-22	Stanford Bulk Water Supply	Bever Outh & Partners	Weed and Construction (Pty) Ltd	Query	Requested evaluation report	26-Sep-22	Finalised	27-Sep-22	Resolved - Evaluation report submitted to bidder
9	Tender No. SC2320/2022	23-Mar-22	15-Sep-22	23-Sep-22	Mossburne Bulk Water Supply	Bever Outh & Partners	Ties Engineers RSA (Pty) Ltd	Query	Bidder advised on SCM of the African Overstrand Municipality cancelled his tender for the reason of non-payment, in order to be awarded the tender	09-Aug-22	Finalised	22-Sep-22	Resolved - SCM (Procurement) official gave written advice that no award is any payment. The matter was reported to the South African Police Services. A notice will also be distributed to all bidders and will be published on the municipal website alerting bidders of SCMs

•	16000000/01/01/01/000	File Name / Title	Revised Date	Appetitive Date	Description	Availability	Completed	Appetitive / Request / Query	Reason for Appeal / Complaint / Dispute	On a receipt	Mark to process	Date of closure	Database
10	Tender No. SC2351/2022	22-Jul-22	15-Sep-22	23-Sep-22	Muskhane Bus Route	Benver Civil & Plumb Inc	Woodland Construction (Pty) Ltd	Query	Bidder stated an SCM of R140m Overhead Municipality contacted him requesting payment, in order to be awarded the tender	04-Aug-22	Finalised	22-Sep-22	Received - SCM/Procurement officials gave sworn affidavits that no one called any payment. The matter was reported to the South African Police Services. A notice will also be published on the municipal website alerting bidders of same
11	Tender No. SC2352/2022	25-Jul-22	15-Sep-22	23-Sep-22	Starfield B&A Water Supply	Benver Civil & Plumb Inc	Ten's Engineers RSA (Pty) Ltd	Query	Bidder stated an SCM of R140m Overhead Municipality contacted him requesting payment, in order to be awarded the tender	09-Aug-22	Finalised	23-Sep-22	Received - SCM/Procurement officials gave sworn affidavits that no one called any payment. The matter was reported to the South African Police Services. A notice will also be published on the municipal website alerting bidders of same
12	Tender No. SC2350/2022	5-Aug-22	In Process	In Process	Training &brokerto Supervisory Management and Core Skills Unit Standard (10081)	In Process	Ti Gies Training and Development	Query	Bidder stated an SCM of R140m Overhead Municipality contacted him requesting payment, in order to be awarded the tender	26-Sep-22	Finalised	Finalised	Received - SCM/Procurement officials gave sworn affidavits that no one called any payment. The matter was reported to the South African Police Services. A notice will also be published on the municipal website alerting bidders of same
13	Tender No. SC2386/2022	16-Sep-22	In Process	In Process	On-line Submission for Access to Legal Information for a 2 year contract period	In Process	Pepswale VSOLO	Query	Bidder stated an SCM of R140m Overhead Municipality contacted him requesting payment, in order to be awarded the tender	30-Sep-22	Finalised	Finalised	Received - SCM/Procurement officials gave sworn affidavits that no one called any payment. The matter was reported to the South African Police Services. A notice will also be published on the municipal website alerting bidders of same
14	Quotation No. SC 2315/2022	1-Jul-22	06-Oct-22	13-Oct-22	Supply and Delivery of a Trailer	Road Using Trading 155 (Pty) Ltd	Midland Engineering (Pty) Ltd	Query	Reason for not being successful	07-Nov-22	Finalised	10-Nov-22	Received - reasons provided to bidder
15	Quotation No. SC 2327/2022	27-Jul-22	23-Nov-22	24-Nov-22	Training: First Aid Level 1, Safety Res, Basic Fire Fighting	Performance Development Institute (Pty) Ltd	Premier Hill Development (Pty) Ltd	Query	Reason for not being successful	25-Nov-22	Finalised	02-Dec-22	Received - reasons provided to bidder
16	Tender No. SC297/2022	26-Aug-22	17-Nov-22	25-Nov-22	Lands Management and Maintenance of Erf 1179 (corner of Woodlands road and Will Street, Inxhaya) & a Community Facility for 9 years and 11 (ELEVEN) Months	Cancelled	Stetish Christian Centre	Query	Reason for not being successful	29-Nov-22	Finalised	01-Dec-22	Received - reasons provided to bidder
17	Quotation No. SC 2352/2022	16-Nov-22	11-Mar-23	27-Mar-23	GC Ruled Tender: Usage of Chain saw and Maintain Chain saw Unit Standard (12220), Pumps and Shovel Standard (148710), PPH Work Unit Standard (12 2130) Operate Workstations in the Horticultural Environment (Unit Standard 264102)	Cancelled	Zeduma Training & Supply (Pty) Ltd	Query	Requested reasons for cancellation	27-Mar-23	Finalised	27-Mar-23	Received - Reasons for cancellation was provided to bidder.
18	Tender No. SC2350/2022	2-Dec-22	09-Mar-23	17-Mar-23	Issue of a Portion of Rembrandt erf 4771 hectares	Cape Town Fish Market Crocker Van der Waal erf (Pty) Ltd	Busiso (Pty) Ltd	Query	Reasons why the Tender was awarded to Cape Town Fish Market Crocker Van der Waal erf (Pty) Ltd	30-Mar-23	Finalised	31-Mar-23	Received - Reasons provided to the bidder.

#	TENDER/QUOTATION NO.	Inv. Advt. Closure	Bidding Date	Adjudication Date	Description	Advertiser	Completed	Appointing/Original Client	Reason for Appeal/ Complaint / Dispute	Date of Decision	Outcome/Status	Remarks
19	Tender No. SC2309/2022	29-Jul-22	11-Apr-23	14-Apr-23	Supply and Delivery of A3 Phase, Diesel 1500KVA Generator Set	Cancelled	Kulana Engineering (Pty) Ltd	Query	Reason for not being successful	28-Apr-23	Finalised	Resolved - Reasons provided to bidder
20	Quotation No. SC 2303/0203	10-Mar-23	In Process	In Process	Provision of Professional Surveyor's services as and when required.	In Process	NanDya Landreiros	Query	Bidder stated a year on contract for requesting payment, in order to be awarded the quotation.	12-Apr-23	Finalised	A notice was distributed to all bidders alerting them of same
21	Tender No. SC2320/2022	29-Jul-22	11-Apr-23	14-Apr-23	lease of a Portion of Rembrandt Erf 4771 Heermans	Capri Town Fish Market (Dicksoner Vard A Waterfront Pty Ltd	Juutso (Pty) Ltd	Appeal	On the ground of having the successful bidder's suppliers and personal interest.	11-Apr-23	Finalised	Appeal Dismissed by the Municipality's Appeal Committee
22	Quotation No. SC 2371/0202	23-Feb-23	25-Apr-23	02-May-23	Bank Risk Management and Contracted Assurance Training (Unit Shared and 12000)	Vuruli Africa Group (Pty) Ltd / Vuruli Africa	Fort Home Solutions	Query	Reason for being unsuccessful	04-May-23	Finalised	Resolved - Reasons were provided to bidder
23	Quotation No. SC 2300/0203	26-Apr-23	16-May-23	19-May-23	Supply and Delivery of Tonnage for Protection Services	Cancelled	Sirotek Projects (Pty) Ltd	Query	Reason for being unsuccessful	25-May-23	Finalised	Resolved - Reasons were provided to bidder
24	Tender No. SC2341/2022	2-Dec-22	13-Apr-23	26-Apr-23	lease Operation, Management and maintenance of 86 Existing Illuminated Street Signs with Additional Approved Signs on Various Portions of Municipal Properties for a Contract Period of 9 (Nine) Years and 11 (Eleven) Months	Primelec Outdoor, a Division of Primelec (Pty) Ltd / Primelec Outdoor	Subtech (Pty) Ltd	Appeal	Bidder lodged a Notice to Appeal	05-May-23	In Process	Provided that documentation on 2023/07/04 to appellant as requested. Awaiting reason for appeal
25	Tender No. SC2368/2023	24-Feb-23	20-Apr-23	26-Apr-23	Provision of Services as Implementing Agent for the Athlone Depot Project, Athlone	Ade Construction (Pty) Ltd	Stelara Developments & Stelara CMTU's Stelara JV	Appeal	Bidder lodged a Notice to Appeal	05-May-23	Finalised	Resolved - Appellant withdrew their appeal
26	Quotation No. SC 2377/0203	1-Mar-23	29-May-23	02-Jun-23	Supply and Delivery of Grid Tied Hybrid Inverter and Battery System	Loco Electrical Wholesalers (Pty) Ltd	Renewable Energy (Pty) Ltd	Query	Reason for being unsuccessful	26-Jun-23	Finalised	Resolved - Reasons were provided to bidder
27	Quotation No. SC 2377/0203	1-Mar-23	29-May-23	02-Jun-23	Supply and Delivery of Grid Tied Hybrid Inverter and Battery System	Loco Electrical Wholesalers (Pty) Ltd	SAH Building Maintenance CC	Query	Reason for being unsuccessful	26-Jun-23	Finalised	Resolved - Reasons were provided to bidder
28	Quotation No. SC 2377/0203	1-Mar-23	29-May-23	02-Jun-23	Supply and Delivery of Grid Tied Hybrid Inverter and Battery System	Loco Electrical Wholesalers (Pty) Ltd	Greeno Solutions (Pty) Ltd	Query	Reason for being unsuccessful	26-Jun-23	Finalised	Resolved - Reasons were provided to bidder
29	Tender No. SC2311/2022	29-Jul-22	20-Jun-23	27-Jun-23	Provision of Cleaning Services for the Meremere Area for a Contract Period ending 30 June 2025	Cancelled	Matthew Heribicks	Query	Reason for not being successful	29-Jun-23	Finalised	Resolved - Reasons were provided to bidder

			
SUPPLY CHAIN MANAGEMENT REPORTING IN TERMS OF CLAUSE 36(2) OF THE SCM POLICY			
MINOR BREACHES APPROVED IN TERMS OF PARAGRAPH 36(1)(B) OF THE SCM POLICY - 1 JULY 2022 TO 30 JUNE 2023			
#	SCMB #	DATE APPROVED	DESCRIPTION
1	SCMB 016.2023	2023/06/12	Tender Communication with bidders without permission from the Bid Evaluation Committee Tender No. SC2347/2022
2	SCMB 017.2023	2023/06/26	Amended specifications without prior written approval - Tender No. SC2308/2022

6.8**ANNUAL STOCK TAKING FOR 2022/2023: MUNICIPAL STORES****C ROETS****Manager: Contracts & Logistics****7 July 2023****(028) 313 8951**

1. Executive Summary

The purpose of this report is to inform Council of the annual stock-take conducted:

On Friday 23 June 2023 at:

Gansbaai Store (08h30 to 13h00)

Kleinmond Store (13h45 to 16h30)

On Monday 27 June 2023 at:

Hermanus Store: (08h30 to 16h30)

2. Service Delivery and Budget Implementation Plan - IGNITE

Directorate Finance
Supply Chain Management

3. Compliance with Strategic Priorities

Provision of democratic, accountable and ethical governance
Provision and maintenance of municipal services

4. Delegated Authority

None

5. Legal Requirements

Local Government: Municipal Finance Management Act, 2003 (Act 56 of 2003)

Overstrand Municipality Supply Chain Management Policy dated 25 June 2008, as amended.

6. Background/Discussion/Evaluation/Conclusion**Background**

Stock taking is conducted annually at the end of the financial year. The results of the stock-take in respect of the administrations of Hermanus, Gansbaai and Hangklip/Kleinmond are dealt with in the report.

Discussion

	30 June 2023	Store A - Hermanus			Store G	Store K	Total
		General Stock	Electrical Stock	Cartridges & Printing Paper stock	Gansbaai Stock	Kleinmond Stock	All Stores
1	Stock take date	26.06.2023	26.06.2023	26.06.2023	23.06.2023	23.06.2023	
2	Stock Value on stock sheets	3 190 444.73	4 959 678.48	408 995.62	2 044 596.41	1 034 608.91	11 638 324.15
3	Total Issues / Receipts after stock take up to 30 June 2023	-24 913.03	-1 189 440.02	-4 447.92	-68 625.85	-2 201.67	-1 289 628.49
4	Stock closing figures	3 165 531.70	3 770 238.46	404 547.70	1 975 970.56	1 032 407.24	10 348 695.66
5	Stock Surplus	589.15	1 351.87				1 941.02
6	Stock Deficit	-159.44	-1 106.75				-1 266.19
7	Stock to be written off	-9 224.96	-3 989.78	-54 203.08	-2 878.64	-1 670.10	-71 966.56
8	Final Closing Balance	3 156 736.45	3 766 493.80	350 344.62	1 973 091.92	1 030 737.14	10 277 403.93
9	Total Value of No Movement Stock; last move 2020.06.30	40 392.91	1 582 864.44	54 203.08	83 024.67	16 124.18	1 776 609.28
10	No Movement Stock as a % of Closing Stock per Store	1%	42%	15%	4%	2%	17%

Store A - Hermanus (General stock)

The stock value on the date of stock take, 27 June 2023 before adjustments, was R3 190 444.73 as per **Annexure A**.

Issues / receipts after stock take: R - 24 913.03 as per **Annexure B**.

Stock Surplus: R 589.15 as per **Annexure C**.

Stock deficit: R - 159.44 as per **Annexure C**.

Stock to be written off: R - 9 224.96 as per **Annexure D**

The no movement stock to the value of R 31 167.95 of the R40 392.91 must be kept in store to service and repair existing aged infrastructure as per **Annexure E**.

Store E – Hermanus (Electrical stock)

The stock value on the date of stock take, 27 June 2023 before adjustments, was R4 959 678.48, as per **Annexure F**.

Issues / receipts after stock take: R -1 189 440.02 as per **Annexure G**

Stock surplus: R 1 351.87 as per **Annexure H**

Stock deficit: R -1 106.75 as per **Annexure H**

Stock to be written off: R -3 989.78 as per **Annexure I**

The no movement stock to the value of R 1 578 874.66 of the R1 582 864.44 must be kept in store to service and repair existing aged infrastructure as per **Annexure J**.

Store R - Hermanus (Cartridge and printing paper stock)

The stock value on the date of stock take, 27 June 2023 before adjustments, was R 408 995.62 as per **Annexure K**.

Issues / receipts after stock take: R -4 447.92 as per **Annexure L**.

Stock to be written off: R -54 203.08 as per **Annexure M**.

The no movement stock to the value of R 54 203.08 can be written off as users have indicated that these items are no longer required **Annexure N**.

Store G (Gansbaai Store)

The stock value on the date of stock take, 23 June 2023 before adjustments, was R2 044 596.41 as per **Annexure O**.

Issues / receipts after stock take: R -68 625.85 as per **Annexure P**.

Stock to be written off: R -2 878.64 as per **Annexure Q**

The no movement stock to the value of R 80 146.03 of the R 83 024.67 must be kept in store to service and repair existing aged infrastructure as per **Annexure R**.

Store K (Kleinmond Store)

The stock value on the date of stock take, 23 June 2023 before adjustments, was R1 034 608.91 as per **Annexure S**.

Issues / receipts after stock take: R -2 201.67 as per **Annexure T**.

Stock to be written off: R 1 670.10 as per **Annexure U**

The no movement stock to the value of R 14 454.08 of the R 16 124.18 must be kept in store to service and repair existing old infrastructure as per **Annexure V**.

Stock Movement from previous year end

		Store A - Hermanus			Store G	Store K	Total
		General Stock	Electrical Stock	Cartridges & Printing Paper Stock	Gansbaai Stock	Kleinmond Stock	All Stores
1	Stock Value end 2022 On Stock sheets	2 524 674.14	3 921 110.57	445 698.44	1 451 974.25	794 634.13	9 138 091.53
2	Stock Value end 2023 On Stock sheets	3 190 444.73	4 959 678.48	408 995.62	2 044 596.41	1 034 608.91	11 638 324.15
3	Increase / Decrease	665 770.59	1 038 567.91	-36 702.82	592 622.16	239 974.78	2 500 232.62
4	Movement %	20.87%	20.94%	-8.97%	28.98%	23.19%	21.48%

7. Financial Implications

		Store A - Hermanus			Store G	Store K	Total
		General Stock	Electrical Stock	Cartridges & Printing Paper Stock	Gansbaai Stock	Kleinmond Stock	All store
	Stock Surplus	589.15	1 351.87				1 941.02
1	Stock Deficit	-159.44	-1 106.75				-1 266.19
3	Stock to be written off	-9 224.96	-3 989.78	-54 203.08	-2 878.64	-1 670.10	-71 966.56

Cognizance should be taken that the necessary adjustments will be done in terms of GRAP policies and procedures. Adjustments in respect of the

financial year 2022/2023 need to be processed on the stock system in the 2023/2024 financial year for all stores.

The no movement stock will be kept in the stores as emergency stock to service old infrastructure still in operation. Further, stock transfers between stores will be utilized to prevent Overstrand Municipality from procuring new "old infrastructure stock" and maintain minimum stock levels for old infrastructure stock.

8. Staff Implications

None

9. Comments from other Departments, Divisions and Administrations

None

10. Annexures

Annexure A.	Hermanus:	General store stock taking report
Annexure B.	Hermanus:	General store issues after stock take
Annexure C.	Hermanus:	General store stock surplus & deficit
Annexure D.	Hermanus:	General store stock to be written off
Annexure E.	Hermanus:	General store no movement stock
Annexure F.	Hermanus:	Electrical store stock taking report
Annexure G.	Hermanus:	Electrical store issues after stock take
Annexure H.	Hermanus:	Electrical store stock surplus & deficit
Annexure I.	Hermanus:	Electric store stock to be written off
Annexure J.	Hermanus:	Electric store no movement stock
Annexure K.	Hermanus:	Cartridge & Printing store stock taking report
Annexure L.	Hermanus:	Electrical store issues after stock take
Annexure M.	Hermanus:	Cartridge & Printing store stock written off
Annexure N.	Hermanus:	Cartridge & Printing store no movement stock
Annexure O.	Gansbaai:	Gansbaai store stock taking report
Annexure P.	Gansbaai:	Gansbaai store issues after stock take
Annexure Q.	Gansbaai:	Gansbaai store stock written off
Annexure R.	Gansbaai:	Gansbaai store no movement stock
Annexure S.	Kleinmond:	Kleinmond store stock taking report
Annexure T.	Kleinmond:	Kleinmond store issues after stock take
Annexure U.	Kleinmond:	Kleinmond store stock to be written off
Annexure V.	Kleinmond:	Kleinmond no movement stock

RECOMMENDATION TO THE COUNCIL:

1. that the surplus and deficit stock be accounted against the appropriate vote numbers and permission granted to correct stock values;
2. that the redundant stock as recorded on 30 June 2023 be **written off**; and
3. that the stock as recorded on 30 June 2023 be taken as the starting balance of the 2023/2024 stock register.

RESPONSIBLE OFFICIAL :**C ROETS****TARGET DATE FOR IMPLEMENTATION :****15 AUGUST 2023**

Store	Bin No	Stock Item	Description	On Hand	Stock Value	Count	Difference		Action	Resolved / Unresolved
A	C0026	10C007	COUPLING: 28MM C/C (JASWIC ACC	31	2 539.37	33	2	163.83	All documents checked, Re-count done, No errors found	Unresolved
A	C0193	11R205	REPAIR CLAMP:200MM AC (225-238	4	1 701.28	5	1	425.32	All documents checked, Re-count done, No errors found	Unresolved
								389.13		
A	C0025	10C006	COUPLING: 20MM MALE (C.M.I)JA	303	10 439.88	300	-3	- 86.28	All documents checked, Re-count done, No errors found	Unresolved
A	10011	43H200	HOE HEAD: AGRICULTURAL SUNKEN	35	2 560.60	34	-1	- 73.16	All documents checked, Re-count done, No errors found	Unresolved
								- 139.44		
A	C0255	20R001	REDUCER: 75MMX03MM (PVC)	14	316.52	12	-2		All documents checked, Re-count done, User deptment fetched items	Resolved
A	C0109	11A003	ADAPTOR: 75MM CL12 PVC/AC	23	1 103.77	15	-8		All documents checked, Re-count done, User deptment fetched items	Resolved
A	C0184	11C304	UNIVERSAL COUPLING: 90MM PVC	28	9 165.57	26	-2		All documents checked, Re-count done, User deptment fetched items	Resolved
A	C0021	10C002	COUPLING: 15MM FEMALE (C.F.I)	203	3 367.78	197	-4		All documents checked, Re-count done, User deptment fetched items	Resolved
A	C0194	11R206	REPAIR CLAMP:225MM AC (234-264	6	3 357.54	5	-1		All documents checked Incorrect stock item 11R205 booked, 11R206 ISSUED	Resolved
A	I0009	43D003	CUTTING DISC:230X322.3MM STON	9	228.85	7	-2		All documents checked Stock issued as emergency req 101994 issued	Resolved
A	C0107	20P100	PVC WELD (500ML)	32	3 201.24	31	-1		All documents checked Stock issued, fault on request new request 161398 issued	Resolved
A	C0202	11C307	UNIVERSAL COUPLING:200MM PVC/1	6	3 666.09	8	2		All documents checked Incorrect stock item 11C307 booked, 11C308 ISSUED	Resolved
A	C0187	11C308	UNIVERSAL COUPLING:230MM PVC/2	6	5 539.59	4	-2		All documents checked Incorrect stock item 11C307 booked, 11C308 ISSUED	Resolved
A	F0015A	51S003	SAFETY BOOT: SIZE 3 BLACK	9	3 761.10	10	1		Re-count done, sizes misplaced in bins All in order	Resolved
A	F0016	51S005	SAFETY BOOTS: SIZE 5 BLACK	50	19 455.85	51	1		Re-count done, sizes misplaced in bins All in order	Resolved
A	F0005A	51S105	LADIES SAFETY SHOE: 8	11	4 375.64	8	-3		Re-count done, sizes misplaced in bins All in order	Resolved
A	H0005	43F001	FORK: 4 PRONG	25	5 000.00	31	6		All documents checked Incorrect stock item 43F002 booked, items not taken but placed into incorrect bin	Resolved
A	F0008	51GS006	GENTS SAFETY SHOES: SIZE 6	39	16 298.10	38	-1		Recount done, size 6 misplaced in size 7 bin All in order	Resolved
A	F0009	51GS007	GENTS SAFETY SHOES: SIZE 7	34	14 208.60	35	1		Recount done, size 7 misplaced in size 6 bin All in order	Resolved
A	I0004	43B001	BLADES: 24T HACKSAW	465	8 239.86	465	0		Recount done All in order	Resolved
A	000000	405F001	SUPER-F 888NF 25L (READY TO US	0	-	0	0			
A	A0002	61O001	OIL: 15-W40 MIXED FLEET ENGIN	483	20 984.36	483	0			
A	A0003	61O005	OIL: HYDRAULIC 46	895	33 579.17	895	0			
A	A0004	61O002	OIL: 80W/90 TM AUTOMOTIVE GEAR	139	3 710.06	139	0			
A	A0005	61A001	ANTI-FREEZE: RADIATOR POWER 50	271	7 648.99	271	0			

A-Store

Annexure A:
Page 2 of 12

Store	Bin No	Stock Item	Description	On Hand	Stock Value	Count	Difference	Action	Resolved / Unresolved
A	A0006	61C006	OIL: CATERPILLAR GEAR SAE 50	50	1 359.65	50	0		
A	A0007	61P002	PENETRATING OIL (400 ML)	93	4 805.72	93	0		
A	A0008	61C007	OIL: SPECIAL TWO STROKE OIL (W	293	6 885.50	293	0		
A	A0009	61B001	BRAKE FLUID:DOT 4 SAE J1703, I	48	1 293.94	48	0		
A	A0010	61G002	GREASE: MULTIS EP2 / 13KG	14	9 772.00	14	0		
A	B0000	42T001	TIDY INTERFOLD(CODE 0315)	7	2 741.26	7	0		
A	B0001	42T002	TOILET PAPER	320	65 199.51	320	0		
A	B0002	42C002	CENTRE FEED PAPER TOWEL ROLLS:-	109	11 390.36	109	0		
A	B0004	11V001	VALVES: 50MM PLAIN ENDED(U/G)	4	6 015.87	4	0		
A	B0005	11V002	VALVES: 75MM PLAIN ENDED(U/G)	4	8 607.24	4	0		
A	B0006	11V003	VALVES:100MM PLAIN ENDED(U/G)	4	9 798.27	4	0		
A	B0007	11V104	VALVES:110MM SOCKETED FB EPOXY	3	5 420.00	3	0		
A	B0008	11V304	VALVES:110 FLANGED (CAP-TOP &	3	7 025.76	3	0		
A	B0009	11V007	VALVES:150MM PLAIN ENDED(U/G)	1	4 170.03	1	0		
A	B0010	11V205	VALVES:150MM FLANGED HANDWHEEL	3	12 323.51	3	0		
A	C0001	10A001	ADAPTOR: 20MMX15MM MALE PLASSO	41	319.80	41	0		
A	C0002	10A002	ADAPTOR: 20MMX22MM F/M PLASSON	83	792.99	83	0		
A	C0003	10A003	ADAPTOR: 20MMX22MM MALE PLASSO	33	319.77	33	0		
A	C0004	10A004	ADAPTOR: 25MMX15MM MALE PLASSO	28	277.57	28	0		
A	C0005	10A005	ADAPTOR: 25MMX22MM MALE PLASSO	244	2 659.60	244	0		
A	C0006	10A006	ADAPTOR: 25MMX25MM MALE PLASSO	28	256.20	28	0		
A	C0007	10A007	ADAPTOR: 32MMX22MM MALE PLASSO	30	426.93	30	0		
A	C0008	10A008	ADAPTOR: 40MM MALE PLASSON (JA	5	132.45	5	0		
A	C0009	10A009	ADAPTOR: 50MM MALE PLASSON (JA	9	225.60	9	0		
A	C0010	10A010	ADAPTOR: 50X40MM MALE PLASSON	41	1 248.00	41	0		
A	C0011	10B001	BALL COCKS: 20MM MUNICIPAL M/F	45	12 396.64	45	0		
A	C0012	10B101	BALL VALVES: 20MM FXF	80	6 726.40	80	0		
A	C0013	10B102	BALL VALVES: 28MM MXF	18	2 265.57	18	0		
A	C0014	10B103	BALL VALVES: 32MM MXF	7	1 302.48	7	0		
A	C0015	10B104	BALL VALVES: 40MM FXF	3	1 034.35	3	0		
A	C0016	10B105	BALL VALVES: 40MM MXF	13	4 107.62	13	0		
A	C0017	10B107	BALL VALVES: 50MM MXF	7	2 997.30	7	0		
A	C0018	10B106	BALL VALVES: 80MM FXF (3")	6	9 440.48	6	0		
A	C0020	10C001	COUPLING: 15MM C/C (JASWIC ACC	270	5 078.71	270	0		
A	C0022	10C003	COUPLING: 15MM MALE (C.M.I) JA	257	4 236.09	257	0		
A	C0023	10C004	COUPLING: 20MM C/C (JASWIC ACC	215	7 849.65	215	0		
A	C0024	10C005	COUPLING: 20MM FEMALE (C.F.)	183	5 061.78	183	0		
A	C0027	10C008	COUPLING: 28MM FEMALE (C.F.) COUPLING: 28MM MALE (C.M.I)	14	704.48	14	0		
A	C0028	10C009	JA COUPLING: 32MM C/C (JASWIC ACC	18	899.83	18	0		
A	C0029	10C010	ACC	33	2 717.48	33	0		

Store	Bin No	Stock Item	Description	On Hand	Stock Value	Count	Difference	Action	Resolved / Unresolved
A	C0030	10C011	COUPLING: 32MM FEMALE (C.F.)	25	2 875.00	25	0		
A	C0031	10C012	COUPLING: 42MM C/C (JASWIC ACC	14	1 947.48	14	0		
A	C0032	10C013	COUPLING: 42MM FEMALE (C.F.)	0	-	0	0		
A	C0033	10C014	COUPLING: 42MM MALE (C.M.)	0	-	0	0		
A	C0034	10C020	COUPLING: 20MM PLASSON (HDPE C	76	583.20	76	0		
A	C0035	10C021	COUPLING: 25MM PLASSON(HDPE CO	34	451.40	34	0		
A	C0036	10C022	COUPLING: 50MM PLASSON (HDPE C	13	463.45	13	0		
A	C0040	11D001	DENSO PASTE (300G)	52	2 156.08	52	0		
A	C0041	11D002	DENSO TAPE (100MM)	16	1 567.48	16	0		
A	C0042	10E001	ELBOW: 15MM C/C (JASWIC ACCEPT	266	4 522.00	266	0		
A	C0043	10E002	ELBOW: 15MM FEMALE (C.F.)	227	4 313.00	227	0		
A	C0044	10E003	ELBOW: 15MM MALE (C.M.)	134	2 546.00	134	0		
A	C0045	10E004	ELBOW: 15MM WALL-PLATE (C.F.)	105	3 150.00	105	0		
A	C0046	10E005	ELBOW: 20MM CXC (JASWIC ACCEPT	146	4 599.00	146	0		
A	C0047	10E006	ELBOW: 20MM FEMALE (C.F.)	95	3 040.00	95	0		
A	C0048	10E007	ELBOW: 20MM MALE (C.M.)	226	3 424.00	226	0		
A	C0049	10E008	ELBOW: 20MM WALL PLATE (C.F.)	76	3 724.00	76	0		
A	C0050	10E010	ELBOW: 28MM CXC (JASWIC ACCEPT	31	2 463.13	31	0		
A	C0051	10E011	ELBOW: 28MM FEMALE (C.F.)	22	1 979.34	22	0		
A	C0052	10E012	ELBOW: 28MM MALE (C.M.)	63	3 909.78	63	0		
A	C0053	10E013	ELBOW: 32MM FEMALE (C.F.)	25	3 675.00	25	0		
A	C0054	10E014	ELBOW: 32MM MALE (C.M.)	17	2 471.55	17	0		
A	C0055	10E015	ELBOW: 42MM CXC (JASWIC ACCEPT	0	-	0	0		
A	C0056	10E016	ELBOW: 42MM FEMALE (C.F.)	11	2 365.00	11	0		
A	C0057	10E017	ELBOW: 42MM MALE (C.M.)	8	2 154.38	8	0		
A	C0060	10G001	GATE VALVE: 20MM FXF (JASWIC A	20	2 301.51	20	0		
A	C0061	10G002	GATE VALVE: 28MM FXF (JASWIC A	13	2 210.00	13	0		
A	C0062	10G003	GATE VALVE: 42MM CXC (JASWIC A	1	937.48	1	0		
A	C0063	10G004	GATE VALVE: 42MM FXF (JASWIC A	7	2 485.00	7	0		
A	C0064	10G005	GATE VALVE: 50MM FXF (JASWIC A	8	4 305.16	8	0		
A	C0065	10S001	STDP ENDS: 15MM CONEX	65	780.00	65	0		
A	C0066	10S002	STDP ENDS: 20MM CONEX	43	860.00	43	0		
A	C0067	10T300	TEES: 15MM C/C (JASWIC ACCEPTE	203	5 075.00	203	0		
A	C0068	10T301	TEES: 20MM C/C (JASWIC ACCEPTE	82	3 608.00	82	0		
A	C0069	10T302	TEES: 28MM C/C (JASWIC ACCEPTE	44	4 101.11	44	0		
A	C0070	10T303	TEES: 42MM CXCXC (JASWIC ACCEP	6	1 323.54	6	0		
A	C0071	10T321	TEES: 25MM PLASSON (JASWIC ACC	4	76.73	4	0		

Store	Bin No	Stock Item	Description	On Hand	Stock Value	Count	Difference	Action	Resolved / Unresolved
A	C0072	10T330	TEES: 15X15X20MM REDUCING (JAS)	95	4 227.55	95	0		
A	C0073	10T331	TEES: 20X20X15MM REDUCING (JAS)	48	2 880.00	48	0		
A	C0074	10T332	TEES: 20X20X28MM REDUCING (JAS)	23	1 823.82	23	0		
A	C0075	10T333	TEES: 28X28X20MM REDUCING (JAS)	21	1 939.73	21	0		
A	C0076	10R001	REDUCER COUPLING: 20X15MM C/C	141	4 523.28	141	0		
A	C0077	10R002	REDUCER COUPLING: 20MMX15MM MA	144	2 736.00	144	0		
A	C0078	10R003	REDUCER COUPLING: 28X20MM C/C	48	2 112.00	48	0		
A	C0079	10R011	REDUCER: 42MMX22MM MULTI STEP	13	1 053.00	13	0		
A	C0080	10R012	REDUCER: 42MMX25MM MULTI STEP	14	1 204.00	14	0		
A	C0085	11R100	REDUCER BUSH: 32 X 25MM	0	-	0	0		
A	C0086	11R101	REDUCER BUSH: 42 X 22MM	46	920.00	46	0		
A	C0087	11R102	REDUCER BUSH: 42 X 32MM	23	252.76	23	0		
A	C0088	10T001	TAILPIECES: 15MM (HZ011)	78	3 510.00	78	0		
A	C0089	10T002	TAILPIECES: 20MM (HZ012)	114	8 094.00	114	0		
A	C0090	10T003	TAILPIECES: 40MM (HZ005)	8	2 080.00	8	0		
A	C0091	10T200	TAPS: 15MM HOSE BIBCOCK (JASWI)	6	1 284.00	6	0		
A	C0092	10T201	TAPS: 20MM HOSE BIBCOCK (JASWI)	18	4 896.00	18	0		
A	C0093	10T210	TAPS: 15MM C/C STOPCOCK (JASWI)	69	14 016.02	69	0		
A	C0094	10T211	TAPS: 15MM FEMALE STOPCOCK (JA)	25	4 270.65	25	0		
A	C0095	10T212	TAPS: 20MM C/C STOPCOCK (JASWI)	65	22 506.90	65	0		
A	C0096	10T213	TAPS: 20MM FEMALE STOPCOCK (JA)	34	8 501.91	34	0		
A	C0097	10T214	TAPS: 28MM FEMALE STOPCOCK (JA)	10	4 018.37	10	0		
A	C0098	10T215	TAPS: 28MM C/C STOPCOCK (JASWI)	39	26 208.00	39	0		
A	C0099	10T216	TAPS: 38MM C/C STOPCOCK/GATE V	12	9 161.25	12	0		
A	C0100	10T231	TAPS: 20MM PUSHBUTTON BIBCOCK	3	1 934.57	3	0		
A	C0101	10T232	TAPS: 20MM L/KEY BIBCOCKS MALE	9	2 022.93	9	0		
A	C0102	10T233	TAPS: 20MM L/KEY STOPCOCKS FEM	0	-	0	0		
A	C0105	10T240	TAPS: 15MM HOSE BIBCOCK (PLAST)	177	5 483.46	177	0		
A	C0106	10T400	THREAD TAPE	963	4 260.71	963	0		
A	C0108	11A002	ADAPTOR: 63MM CL12 PVC/AC	8	338.60	8	0		
A	C0110	11A005	ADAPTOR: 110MM CL12 PVC/AC	13	1 275.24	13	0		
A	C0111	11A006	ADAPTOR: 125MM CL12 PVC/AC	9	809.92	9	0		
A	C0120	11A010	ADAPTOR: 315MM CL12 PVC/AC	4	1 795.78	4	0		
A	C0121	11A009	ADAPTOR: 250MM CL12 PVC/AC	4	823.20	4	0		
A	C0122	11A008	ADAPTOR: 200MM CL12 PVC/AC	10	1 383.65	10	0		
A	C0123	11A007	ADAPTOR: 160MM CL12 PVC/AC	33	3 353.46	33	0		
A	C0124	20B012	BENDS: 110MMX45 PVC CL6	29	2 923.20	29	0		
A	C0125	20B013	BENDS: 110MMX90 CL12 UPVC ZBE	4	500.62	4	0		
A	C0126	20B014	BENDS: 110MMX90 PVC CLASS 0	8	499.61	8	0		

Store	Bin No	Stock Item	Description	On Hand	Stock Value	Count	Difference	Action	Resolved / Unresolved
A	C0130	20B001	BENDS: 63MMX11.25 PVC CLASS 0	23	391.00	23	0		
A	C0131	20B002	BENDS: 63MMX22.5 PVC CL 0	20	701.38	20	0		
A	C0132	20B003	BENDS: 63MMX45 PVC CL0 S/WELD	80	2 170.00	80	0		
A	C0133	20B004	BENDS: 63MMX90 PVC CL0 (S/WELD)	50	1 300.00	50	0		
A	C0134	20B005	BENDS: 75MMX22.5 PVC CLASS 0	10	415.84	10	0		
A	C0135	20B006	BENDS: 75MMX45 PVC CL0	14	553.16	14	0		
A	C0136	20B007	BENDS: 75MMX90 PVC CLASS 0	30	779.49	30	0		
A	C0137	20B008	BENDS: 90MMX22.5 PVC CLASS 0	11	436.59	11	0		
A	C0138	20B010	BENDS: 90MMX90 PVC CLASS 0	7	225.17	7	0		
A	C0139	20B009	BENDS: 90MMX45 PVC CLASS 0	24	1 568.26	24	0		
A	C0140	20B011	BENDS:110MMX22.5 PVC CL0	14	952.84	14	0		
A	C0150	20F002	FILTERS: SEWER PVC	170	24 650.00	170	0		
A	C0152	11F001	FLANGE ADAPTOR: 50MM AC/63MM P	5	1 251.89	5	0		
A	C0153A	11F002	FLANGE ADAPTOR: 75MM PVC (72-8	22	7 124.41	22	0		
A	C0153B	11F003	FLANGE ADAPTOR:100MM AC/110MM	4	1 516.38	4	0		
A	C0155	11F005	FLANGE ADAPTOR:225MM AC/250MM	4	2 652.00	4	0		
A	C0156	20T001	TEES: 90MM (PVC)	7	348.46	7	0		
A	C0157	11H300	HYDRANT VALVES: CAP TOP (MULTI	3	3 148.00	3	0		
A	C0160	11B101	BENDS:200X90DEG CL10	1	730.00	1	0		
A	C0161	11R001	REDUCER:100MMX75MM C/I	0	-	0	0		
A	C0163A	11T203	TEES:100MMX100MM C/I	2	4 000.00	2	0		
A	C0163B	11T202	TEES: 75MMX75MM (C/I)	3	2 428.07	3	0		
A	C0165	11T205	TEES:100MMX75MM	5	2 726.42	5	0		
A	C0167	11T208	TEES:150MMX75MM	3	705.00	3	0		
A	C0170	11H004	HYDRANT TEES: 225MM TABLE D (C	3	8 376.27	3	0		
A	C0171	11H003	HYDRANT TEES: 150MM-TABLE D (C	2	1 804.88	2	0		
A	C0172	11H002	HYDRANT TEES: 100MM TABLE D (C	0	-	0	0		
A	C0173	11H001	HYDRANT TEES: 75MM-TABLE D (C	0	-	0	0		
A	C0174	11C408	CROSS:150X150MM C/I	5	2 975.00	5	0		
A	C0175	11C404	CROSS:100X150MM C/I	1	115.31	1	0		
A	C0176	11C403	CROSS:100X100MM C/I	1	212.00	1	0		
A	C0177	11C401	CROSS: 75X 75MM C/I	3	10.35	3	0		
A	C0178A	11C410	CROSS:225X 75MM C/I	1	28.59	1	0		
A	C0180	11C409	CROSS:150X 75MM C/I	1	42.07	1	0		
A	C0181	11C406	CROSS:100X 75MM C/I	1	25.84	1	0		
A	C0182	11C301	UNIVERSAL COUPLING: 63MM PVC/3	8	1 565.28	8	0		
A	C0183	11C302	UNIVERSAL COUPLING: 75MM PVC	19	4 628.40	19	0		
A	C0185	11C305	UNIVERSAL COUPLING:110MM PVC/1	20	7 998.88	20	0		
A	C0186	11C306	UNIVERSAL COUPLING:100MM PVC/1	12	7 065.48	12	0		
A	C0188A	11C309	UNIVERSAL COUPLING:315MM PVC/3	3	2 819.91	3	0		
A	C0189	11R200	REPAIR CLAMP: 50MM AC (89-70MM	19	3 942.59	19	0		
A	C0190	11R201	REPAIR CLAMP: 75MM AC (95-104M	22	6 510.90	22	0		
A	C0191	11R202	REPAIR CLAMP:100MM AC (120-130	15	5 087.25	15	0		
A	C0192	11R203	REPAIR CLAMP:125MM AC (145-155	2	674.00	2	0		

Store	Bin No	Stock Item	Description	On Hand	Stock Value	Count	Difference	Action	Resolved / Unresolved
A	C0192A	11R204	REPAIR CLAMP:130MM AC (173-183	2	866.43	2	0		
A	C0195	11R207	REPAIR CLAMP:250MM AC (281-290	4	3 441.24	4	0		
A	C0196	11R208	REPAIR CLAMP:300MM AC (342-350	4	4 892.30	4	0		
A	C0197	11R209	REPAIR CLAMP:350MM AC (420-439	1	2 700.00	1	0		
A	C0198	11R210	REPAIR CLAMP:400MM AC (440-459	3	9 342.40	3	0		
A	C0199	11B100	BENDS:100MMX45 PVC CL12	6	1 074.22	6	0		
A	C0200	11T100	TEES: 63MM (AC/PVC)	3	252.27	3	0		
A	C0201	11B010	BENDS:125X45DEG (C/I)	1	125.00	1	0		
A	C0221	11S001	SADDLE: 50MMX22MM C/I COD	11	1 201.95	11	0		
A	C0222	11S201	SADDLE: 63MMX22MM PLASSON	11	572.26	11	0		
A	C0223	11S100	SADDLE: 75MMX22MM AC/PVC	22	2 395.14	22	0		
A	C0224	11S002	SADDLE: 75MMX22MM C/I COD	16	1 876.16	16	0		
A	C0225	11S202	SADDLE: 75MMX22MM PLASSON	21	1 036.28	21	0		
A	C0226	11S003	SADDLE: 75MMX28MM C/I COD	4	300.00	4	0		
A	C0227	11S004	SADDLE: 75MMX32MM C/I COD	4	217.72	4	0		
A	C0228	11S005	SADDLE:100MMX22MM C/I COD	2	245.76	2	0		
A	C0229	11S006	SADDLE:100MMX32MM C/I COD	7	641.20	7	0		
A	C0230	11S007	SADDLE:100MMX42MM C/I COD	2	192.24	2	0		
A	C0232	11S101	SADDLE:110MMX22MM AC/PVC	1	104.00	1	0		
A	C0233	11S009	SADDLE:150MMX22MM C/I COD	16	2 507.52	16	0		
A	C0234	11S010	SADDLE:150MMX28MM C/I COD	6	1 020.00	6	0		
A	C0235	11S011	SADDLE:150MMX42MM C/I COD	3	429.78	3	0		
A	C0236	11S102	SADDLE:160MMX42MM AC/PVC	11	2 066.57	11	0		
A	C0237	11S015	SADDLE:300MMX22MM C/I COD	4	1 102.57	4	0		
A	C0238	11S013	SADDLE:225MMX22MM C/I COD	3	673.24	3	0		
A	C0240	20S100	STOP ENDS: 63MM PVC CL6	20	149.40	20	0		
A	C0240	20S102	STOP ENDS: 90MM PVC CL6	2	18.63	2	0		
A	C0241	11S402	STOP ENDS:100MM GMS-AC	4	564.60	4	0		
A	C0243	20S103	STOP ENDS:110MM PVC CL34	17	671.70	17	0		
A	C0244	20S104	STOP ENDS:160MM PVC CL34	7	312.29	7	0		
A	C0245	11S405	STOP ENDS:225MM C/I	11	2 406.15	11	0		
A	C0246	11S404	STOP ENDS:150MM C/I	2	1 560.00	2	0		
A	C0247	11S204	SADDLE:110MMX22MM PLASSON	12	969.14	12	0		
A	C0248	11S401	STOP ENDS: 75MM GMS-AC	6	1 491.73	6	0		
A	C0249	11S400	STOP ENDS: 50MM C/I	7	657.79	7	0		
A	C0250	20R006	REDUCER:110MMX90MM PVC CL6	10	580.00	10	0		
A	C0251	11S012	SADDLE:200MMX22MM C/I COD	7	819.70	7	0		
A	C0251	20R005	REDUCER:110MMX75MM CL6 PVC (S/	5	110.50	5	0		
A	C0252	20R004	REDUCER:110MMX63MM (PVC)	16	1 024.00	16	0		
A	C0253	20R003	REDUCER: 90MMX75MM (PVC CL 9)	14	1 382.33	14	0		
A	C0254	20R002	REDUCER: 90MMX63MM (PVC)	5	175.61	5	0		

Store	Bin No	Stock Item	Description	On Hand	Stock Value	Count	Difference	Action	Resolved / Unresolved
A	C0256	205001	SOCKET: 63MM CL6 PVC(SOLVENT W	60	382.21	60	0		
A	C0257	205002	SOCKET: 75MM CL6 PVC (SOLVENT	15	216.24	15	0		
A	C0258	205003	SOCKET: 90MM CL6 PVC (SOLVENT	22	544.68	22	0		
A	C0259	205004	SOCKET:110MM CL6 PVC (SOLVENT	15	552.00	15	0		
A	C0271	10W010	WATERMETER: 40MM BRASS OPTIMA	15	29 250.00	15	0		
A	C0272	10W005	WATERMETER: 15MM OPTIMA BRASS	7	2 996.84	7	0		
A	C0273	10W006	WATERMETER: 15MM PSM-T BRS 114	11	5 326.31	11	0		
A	C0274	10W003	WATERMETER: 20MM KSM-T CL C FL	44	17 871.48	44	0		
A	C0275	10W002	WATERMETER: 15MM KSM-T CL C FL	19	5 461.90	19	0		
A	C0280	11C100	COUPLING: 50MM SHORT COLLAR	14	2 108.87	14	0		
A	C0281	11C101	COUPLING: 75MM SHORT COLLAR	9	1 951.55	9	0		
A	C0282	11C102	COUPLING:100MM SHORT COLLAR	26	6 773.34	26	0		
A	C0283	11C103	COUPLING:125MM SHORT COLLAR	11	2 380.55	11	0		
A	C0284	11C104	COUPLING:150MM SHORT COLLAR	13	5 928.00	13	0		
A	C0285	11C105	COUPLING:200MM SHORT COLLAR	2	1 241.94	2	0		
A	C0286	11C106	COUPLING:225MM SHORT COLLAR	7	3 217.70	7	0		
A	C0287	11C107	COUPLING:250MM SHORT COLLAR	4	3 120.44	4	0		
A	C0290	20Y001	Y-JUNCTIONS: 63MMX63MM PVC CL6	43	1 924.72	43	0		
A	C0291	20Y002	Y-JUNCTIONS: 75MMX63MM PVC CL6	66	1 498.62	66	0		
A	C0292	20Y003	Y-JUNCTIONS: 75MMX75MM PVC CL6	12	463.79	12	0		
A	C0293	20Y004	Y-JUNCTIONS: 90MMX63MM PVC CL6	31	2 677.29	31	0		
A	C0294	20Y005	Y-JUNCTIONS: 90MMX75MM PVC CL6	12	760.50	12	0		
A	C0295	20Y006	Y-JUNCTIONS: 90MMX90MM PVC CL6	15	878.55	15	0		
A	C0296	20Y007	Y-JUNCTIONS:110MMX110MM PVC CL	20	2 624.20	20	0		
A	C0297	20Y008	Y-JUNCTIONS:110MMX63MM PVC CL6	30	3 599.71	30	0		
A	C0298	20Y009	Y-JUNCTIONS:110MMX90MM PVC CL6	16	2 271.80	16	0		
A	C0300	10W001	WATERMETER: 15MM ABOVE GRND ZD	47	28 435.00	47	0		
A	C0300B	10W011	WATERMETER: 50MM HELIX 4000	4	12 903.01	4	0		
A	C0301	10W014	WATERMETER:100MM COMBINATION W	4	53 836.00	4	0		
A	C0302	10W100	WATERMETER: 50MM COMBINATION W	3	40 649.78	3	0		
A	C0303	10W101	WATERMETER: 80MM COMBINATION W	3	46 146.46	3	0		
A	C0304	10W012	WATERMETER: 80MM HELIX 4000 (R	1	3 575.59	1	0		
A	C0305	10W013	WATERMETER:100MM (KENT DR SIMI	3	12 221.31	3	0		
A	C0306	10P001	PIPE: 15MMX3.5M COPPER CL2 (JA	10	4 800.31	10	0		

Store	Bin No	Stock Item	Description	On Hand	Stock Value	Count	Difference	Action	Resolved / Unresolved
A	C0307	10P002	PIPE: 22MMX3.3M COPPER CL2 (JA)	5	3 083.90	5	0		
A	C070	10W009	WATERMETER: 25MM PSM-T BRASS (4	4 409.48	4	0		
A	C0241	20S101	STOP ENDS: 75MM PVC CL6	6	85.97	6	0		
A	D0001	40D002	DISHWASHER (EXTRA CONCENTRATED	105	5 782.38	105	0		
A	D0002	40D004	DISINFECTANT: PINE OIL-BASED (179	6 093.19	179	0		
A	D0003	40D003	DISINFECTANT: LAVENDER (SUPLOS	97	3 928.25	97	0		
A	D0004	40W001	AUTOMOTIVE WASH & WAX / 5L	30	1 354.73	30	0		
A	D0005	40B002	BLEACH / 5L	125	3 085.00	125	0		
A	D0006	40H002	LIQUID HANDSOAP / 5L	90	3 750.51	90	0		
A	D0007	40F001	FLOOR POLISH (LIQUID) / 5L	6	389.30	6	0		
A	D0008	40B001	BLACK DIP (JEYES) / 5L	23	900.04	23	0		
A	D0009	40U001	URINAL TABLETS /5KG	23	3 954.22	23	0		
A	D0010	40D001	DEO BLOCKS:LARGE-AIR FRESHENER	21	6 234.27	21	0		
A	D0011	40H001	HAND CLEANER GRIT / 500ML	62	1 109.80	62	0		
A	D0012	40A001	ALL PURPOSE CLEANER / 5L	0	-	0	0		
A	D0013	40D005	DRAIN CLEANER / 5L	19	343.27	19	0		
A	D0014	43B301	TOILET BRUSH: CURVED PIPE	73	1 063.80	73	0		
A	D0015	43B400	BUCKETS: 10L PLASTIC	78	1 133.34	78	0		
A	D0016	40H003	HANDY ANDY / 5L	80	2 831.37	80	0		
A	D0017	52G001	GLOVES: RED PVC ELBOW LENGTH E	78	1 988.40	78	0		
A	D0018	52G002	GLOVE: PVC SHOULDER LENGHT 60C	30	1 340.70	30	0		
A	D0019	52G003	GLOVES: CRAYFISH	209	2 886.29	209	0		
A	D0020	52G004	GLOVES: PVC KNIT CUFF(M/W)	108	1 210.70	108	0		
A	D0021	52G005M	GLOVES: LATEX GLOVES MEDIUM -	0	-	0	0		
A	D0022	52G005S	GLOVES: LATEX GLOVES SMALL-P	0	-	0	0		
A	D0023	52G005L	GLOVES: LATEX GLOVES LARGE -	0	-	0	0		
A	E0001	30P030	PANTS: 30 / 77 WASTE 100% COTT	0	-	0	0		
A	E0002	30P032	PANTS: 32 / 82 WASTE 100% COTT	0	-	0	0		
A	E0003	30P034	PANTS: 34 / 87 WASTE 100% COTT	0	-	0	0		
A	E0004	30P036	PANTS: 36 / 92 WASTE 100% COTT	22	4 953.43	22	0		
A	E0005	30P038	PANTS: 38 / 97 WASTE 100% COT	22	4 941.80	22	0		
A	E0006	30P040	PANTS: 40 / 102 WASTE 100% CO	28	6 289.23	28	0		
A	E0007	30P042	PANTS: 42 / 107 WASTE 100% COT	55	13 025.70	55	0		
A	E0008	30P044	PANTS: 44 / 112 WASTE 100% COT	18	4 421.98	18	0		
A	E0009	30P046	PANTS: 46 / 117 WASTE 100% COT	35	8 083.34	35	0		
A	E0010	30P048	PANTS: 48 / 122 WASTE 100% COT	35	9 407.52	35	0		
A	E0011	30P050	PANTS: 50 / 127 WASTE 100% COT	52	10 111.73	52	0		
A	E0012	30P052	PANTS: 52 / 132 WASTE 100% COT	30	5 372.72	30	0		
A	E0013	30P054	PANTS: 54 / 137 WASTE 100% COT	27	5 836.01	27	0		
A	E0014	30P056	PANTS: 56 / 142 WASTE 100% COT	20	3 538.25	20	0		
A	E0015	30P058	PANTS: 58 / 147 WASTE 100% CO	8	2 099.14	8	0		

A-Store

Annexure A:
Page 9 of 12

Store	Bin No	Stock Item	Description	On Hand	Stock Value	Count	Difference	Action	Resolved / Unresolved
A	E0016	50P060	PANTS: 60 / 152 WASTE 100% CO	10	3 603.48	10	0		
A	E0020	50I030	JACKET: 30 / 77 CHEST SIZE 100	0	-	0	0		
A	E0021	50I032	JACKET: 32 / 82 CHEST SIZE 100	23	4 215.80	23	0		
A	E0022	50I034	JACKET: 34 / 87 CHEST SIZE 100	8	1 775.48	8	0		
A	E0023	50I036	JACKET: 36 / 92 CHEST SIZE 100	26	6 311.65	26	0		
A	E0024	50I038	JACKET: 38 / 97 CHEST SIZE 100	29	6 482.69	29	0		
A	E0025	50I040	JACKET: 40 / 102 CHEST SIZE 10	38	9 157.05	38	0		
A	E0026	50I042	JACKET: 42 / 107 CHEST SIZE 10	69	16 493.84	69	0		
A	E0027	50I044	JACKET: 44 / 112 CHEST SIZE 10	54	12 853.31	54	0		
A	E0028	50I046	JACKET: 46 / 117 CHEST SIZE 10	27	6 426.00	27	0		
A	E0029	50I048	JACKET: 48 / 122 CHEST SIZE 10	48	12 039.79	48	0		
A	E0030	50I050	JACKET: 50 / 127 CHEST SIZE 10	17	3 738.64	17	0		
A	E0031	50I052	JACKET: 52 / 132 CHEST SIZE 10	44	10 297.83	44	0		
A	E0032	50I054	JACKET: 54 / 137 CHEST SIZE 10	14	3 456.61	14	0		
A	E0033	50I056	JACKET: 56 / 142 CHEST SIZE 10	20	4 305.14	20	0		
A	E0034	50I058	JACKET: 58 / 147 CHEST SIZE 10	3	1 024.94	3	0		
A	E0035	50I060	JACKET: 60 / 152 CHEST SIZE 100	10	3 660.44	10	0		
A	E0036	50WT036	WORK WEAR TROUSER 36	2	170.40	2	0		
A	E0037	50WT038	WORK WEAR TROUSER 38	40	3 919.20	40	0		
A	E0038	50WT040	WORK WEAR TROUSER 40	2	170.40	2	0		
A	E0039	50WT044	WORK WEAR TROUSER 44	1	85.20	1	0		
A	E0040	52NG001L	NITRILE GLOVE	0	-	0	0		
A	E0042	COVID0562X	HAZMAT SUIT LEVEL B: 2-XL	17	8 015.16	17	0		
A	E0042	COVID056XL	HAZMAT SUIT LEVEL B: X-LARGE	6	2 828.88	6	0		
A	E0043	COVID0572X	COVERALLS 2-XL	25	2 154.75	25	0		
A	E0044	COVID0573X	COVERALLS 3-XL	25	2 154.75	25	0		
A	E0045	COVID057M	COVERALLS MEDIUM	50	4 309.51	50	0		
A	E0046	COVID057XL	COVERALLS X-LARGE	40	3 447.61	40	0		
A	E0052	52GB005	SI GUMBOOTS: NO STEEL TOE CAP:	0	-	0	0		
A	F0001A	51S100	LADIES SAFETY SHOE: 3	45	19 837.01	45	0		
A	F0001B	51S101	LADIES SAFETY SHOE: 4	47	21 185.72	47	0		
A	F0002	51S102	LADIES SAFETY SHOE: 5	99	44 625.08	99	0		
A	F0003	51S103	LADIES SAFETY SHOE: 6	90	40 568.31	90	0		
A	F0004	51S104	LADIES SAFETY SHOE: 7	52	23 188.96	52	0		
A	F0005B	51S106	LADIES SAFETY SHOE: 9	0	-	0	0		
A	F0006	51GS004	GENTS SAFETY SHOES: SIZE 4	45	16 665.58	45	0		
A	F0007	51GS005	GENTS SAFETY SHOES: SIZE 5	41	15 352.20	41	0		
A	F0010	51GS008	GENTS SAFETY SHOES: SIZE 8	37	15 462.30	37	0		
A	F0011	51GS009	GENTS SAFETY SHOES: SIZE 9	32	11 907.20	32	0		
A	F0012	51GS010	GENTS SAFETY SHOES: SIZE 10	37	13 657.85	37	0		
A	F0013	51GS011	GENTS SAFETY SHOES: SIZE 11	17	5 774.56	17	0		
A	F0014	51GS012	GENTS SAFETY SHOES: SIZE 12	12	2 555.28	12	0		
A	F0015B	51S004	SAFETY BOOTS: SIZE 4 BLACK	95	36 892.17	95	0		
A	F0017	51S006	SAFETY BOOTS: SIZE 6 BLACK	46	19 223.22	46	0		
A	F0018	51S007	SAFETY BOOTS: SIZE 7 BLACK	19	7 940.03	19	0		
A	F0019	51S008	SAFETY BOOTS: SIZE 8 BLACK	19	7 940.03	19	0		
A	F0020	51S009	SAFETY BOOTS: SIZE 9 BLACK	10	4 178.96	10	0		
A	F0021	51S010	SAFETY BOOTS: SIZE 10 BLACK	10	4 178.96	10	0		
A	F0022	51S011	SAFETY BOOTS: SIZE 11 BLACK	0	-	0	0		
A	F0023	51S012	SAFETY BOOTS: SIZE 12 BLACK	5	1 379.35	5	0		

Store	Bin No	Stock Item	Description	On Hand	Stock Value	Count	Difference	Action	Resolved / Unresolved
A	F0024	30RSML	RAIN SUITS: SMALL - NAVY WITH	55	41 227.49	55	0		
A	F0025	30RMED	RAIN SUITS: MEDIUM - NAVY WITH	14	10 032.45	14	0		
A	F0026	30RLAR	RAIN SUITS: LARGE - NAVY WITH	0	-	0	0		
A	F0027	30RXLA	RAIN SUITS: X-LARGE - NAVY WITH	4	3 336.16	4	0		
A	F0028	30R2XL	RAIN SUITS: 2-XL - NAVY WITH R	55	47 085.30	55	0		
A	F0029	30R3XL	RAIN SUITS: 3-XL - NAVY WITH R	39	34 400.03	39	0		
A	F0030	30R4XL	RAIN SUITS: 4-XL - NAVY WITH R	5	4 746.66	5	0		
A	F0035	51G010	GUMBOOTS	38	2 551.68	38	0		
A	F0036B	52GS003	GUMBOOT: STEEL TOE SIZE 3	0	-	0	0		
A	F0036B	52GS004	GUMBOOT: STEEL TOE SIZE 4	28	4 484.48	28	0		
A	F0037	52GS005	GUMBOOT: STEEL TOE SIZE 5	23	3 055.76	23	0		
A	F0038	52GS006	GUMBOOT: STEEL TOE SIZE 6	24	3 947.52	24	0		
A	F0039	52GS007	GUMBOOT: STEEL TOE SIZE 7	0	-	0	0		
A	F0040	52GS008	GUMBOOT: STEEL TOE SIZE 8	33	0 178.92	33	0		
A	F0041	52GS009	GUMBOOT: STEEL TOE SIZE 9	24	4 318.56	24	0		
A	F0042	52GS010	GUMBOOT: STEEL TOE SIZE 10	41	6 901.94	41	0		
A	F0043	52GS011	GUMBOOT: STEEL TOE SIZE 11	7	1 019.83	7	0		
A	F0044	52GS012	GUMBOOT: STEEL TOE SIZE 12	9	1 226.16	9	0		
A	F0045	52GS013	GUMBOOT: STEEL TOE SIZE 13	4	513.66	4	0		
A	G0120	00B002	BLADE KIT: LAWNMOWER + NUT & W	4	296.88	4	0		
A	H0001	43B101	BROOM: 30CM GUTTER (CODE 48001	77	3 421.98	77	0		
A	H0002	43B102	BROOM: 30CM HOUSEHOLD (CODE 4	142	8 024.98	142	0		
A	H0003	43R003	RAKE: FAN PLASTIC + HANDLE (MA	53	3 819.73	53	0		
A	H0004	43M100	MOP:300G JUMBO ROUND/METAL SOC	135	3 799.38	135	0		
A	H0006	43F002	FORK: 6 PRONG	0	-	0	0		
A	H0007	43S002	SHOVEL: SQUARE MOUTH (ALL STEE	31	5 597.67	31	0		
A	H0008	43S003	SPADE: No.2 DIGGING (ALL STEEL	60	9 532.18	60	0		
A	H0009	43S001	SHOVEL: ROUND NOSE HANDLE: PICK 1ST GRADE	27	4 566.78	27	0		
A	H0010	43H002	VARNISH	34	1 404.40	34	0		
A	H0011	43H003	HOE HANDLE	31	1 541.58	31	0		
A	H0012	40R001	RAGS (100% COTTON)	84	7 278.07	84	0		
A	H0013	43B100	BROOM: 25CM DECK SCRUB	5	187.84	5	0		
A	H0014	43R004	RAKE: RUBBER	19	1 808.33	19	0		
A	H0015	43R001	RAKE: ROAD 16T, WOOD SHAFT HEA	14	8 561.21	14	0		
A	H0016	43R002	RAKE: DELUXE GARDEN (14 TOOTH	58	0 237.29	58	0		
A	I0003	43B002	BLADES: 530MM BOWSAW	25	659.25	25	0		
A	I0005	43B200	BOWSAW: 530MM	13	917.69	13	0		
A	I0006	43D002	CUTTING DISC:230MM (STEEL)	20	552.70	20	0		
A	I0007	43D100	GRINDING DISC:115MM (STEEL)	9	175.80	9	0		
A	I0008	43D001	CUTTING DISC:115 X1.0 X 22MM S	60	791.74	60	0		
A	I0010	43R100	REFUSE SHEETS P.V.C(2MX2MX350G	5	2 425.75	5	0		
A	I0012	03T100	NYLON TRIMMER LINE: 2.4MM X 2.	0	1 316.10	0	0		
A	I0014	00B006	BLADE KIT: KUDU FOR KUDU 750	12	515.59	12	0		
A	I0015	43B300	SCRUBBING BRUSH: S-SHAPED WOOD	37	787.55	37	0		
A	I0016	43P001	PADLOCKS: 40MM BRASS KEYED ALI	358	54 222.25	358	0		

Store	Bin No	Stock Item	Description	On Hand	Stock Value	Count	Difference	Action	Resolved / Unresolved
A	I0017	12P001	PADLOCKS: 50MM BRASS KEYED ALI	300	80 062.63	300	0		
A	I0018	51S002	SAFETY SPECS CLEAR ANTI FOG CL	209	3 531.10	209	0		
A	I0019	00B009	SKIDLINER FALCON KIT: F80/150	4	1 030.45	4	0		
A	I0020	60S001	SKIDLINER REAPERS [HD433] + BO	4	2 400.00	4	0		
A	I0021	00B001	BLADE KIT: BLOWER MOWER COMPLE	44	10 538.88	44	0		
A	I0022	00B003	BLADE KIT: FALCON BANANA (Part	8	2 803.37	8	0		
A	I0023	00B010	BOLTS, NUTS & BUSH FOR BLOWER	24	742.17	24	0		
A	I0024	03SP002	SPARK PLUG: N59C FOR KUDUJ	7	140.73	7	0		
A	I0025	00B050	BRUSH KNIFE 350X20 3POINT	20	3 650.00	20	0		
A	I0027	03S002	STRAINER: 40MM BRASS FxF	6	2 097.06	6	0		
A	I0028	43T001	BARRIER TAPE: 75MMX500MX30MIC	0	-	0	0		
A	I0029	03B001	BATTERY TERMINAL	41	1 420.33	41	0		
A	I0030	03W010	WELDING RODS (3.2MM)(SABS ISO	13	4 149.50	13	0		
A	I0031	03W001	WELDING RODS (2.5 MM)(SABS ISO	0	1 087.50	0	0		
A	I0032	03T001	DIGGER TIPS WITH TIPS & RETAIN	3	1 257.09	3	0		
A	I0033	03T002	GRADER TIPS: PART NO 0Y5230	9	782.55	9	0		
A	I0034	43S100	SILICONE - CLEAR	10	311.11	10	0		
A	I0035	52F002	VISOR FOR FACE SHIELDS (CLEAR) FACE SHIELD: CLEAR (COMPLETE	25	701.25	25	0		
A	I0036	52F001	UN MASK: DISPOSABLE	54	2 594.70	54	0		
A	I0037	52M002	3M(#8810)SABS MASK: WELDING RESPIRATOR	0	-	0	0		
A	I0038	52M001	(#992	0	-	0	0		
A	I0039	43P100	PICK HEAD CND	54	10 801.50	54	0		
A	I0039A	43B005	BLADE 350MM X 20MM CENTRE HOLE	50	10 402.50	50	0		
A	I0040	43M001	MATTOCK HEADS	25	6 357.04	25	0		
A	J0001	10W0015	WATERMETER: 15MM WMD IN BOX DW	36	81 318.00	36	0		
A	J0002	10W004	WATERMETER: 20MM IN BOX DW407	143	75 218.00	143	0		
A	J0003	42K001	KITCHEN TOWELS: 24X60 SHT(2 PL	1094	10 108.17	1094	0		
A	J0004	41B001	BLACK BAGS (750X950X40)	32253	33 073.77	32253	0		
A	J0005	41R001	RECYCLE BAGS: 750X950X25	97050	42 777.95	97050	0		
A	K0001	11P100	PIPE: 03MMX4M CL12 PVC BELL MO	11	2 890.05	11	0		
A	K0002	11P101	PIPE: 75MMX4M CL12 PVC BELL MO	8	3 204.26	8	0		
A	K0003	11P102	PIPE: 110MMX4M CL12 PVC BELL MO	7	3 972.05	7	0		
A	K0004	11P103	PIPE: 125MMX4M CL12 PVC BELL MO	0	3 709.07	0	0		
A	K0005	11P104	PIPE: 160MMX4M CL12 PVC BELL MO	4	5 540.27	4	0		
A	K0006	11P105	PIPE: 200MMX4M CL12 PVC BELL MO	0	10 837.18	0	0		
A	K0007	11P005	PIPE: 250MMX4M CL12 PVC BELL MO	9	21 458.27	9	0		
A	K0008	31P001	GALV. STEEL POLE-3.0MX00MM + C	0	-	0	0		
A	K0009	31P002	GLASS FIBRE POLES 3.0M X 60MM	0	-	0	0		
A	L0001	30M001	MANHOLE COVER&FRAME-450X450MM(12	5 763.80	12	0		

Store	Bin No	Stock Item	Description	On Hand	Stock Value	Count	Difference	Action	Resolved / Unresolved
A	L0002	30M002	MANHOLE COVER&FRAME:600X450MM(20	16 510.40	20	0		
A	L0003	30M003	MANHOLE COVER&FRAME:900MMX700M	8	9 918.00	8	0		
A	L0004	30M004	MANHOLE COVER&FRAME:CIRCULAR [21	30 945.15	21	0		
A	L0006	30M103	REPLACEMENT COVER:900X800 (9E)	18	13 180.32	18	0		
A	L0007	30M100	REPLACEMENT COVER: CIRCULAR TY	15	7 365.70	15	0		
A	L0007A	30G001	GULLEY FRAME+GRID (T8 POLYMER)	22	21 504.35	22	0		
A	L0008	30G002	REPLACEMENT GULLEY GRIDS (T8)	6	2 506.36	6	0		
A	L0009	30M101	REPLACEMENT COVER:450X450 (14B)	16	5 506.79	16	0		
A	L0010	30M102	REPLACEMENT COVER:600X450 (9D)	27	13 466.18	27	0		
A	L0011	30B001	BELL TOBY(TYPE 3A POLYMER)	6	1 978.90	6	0		
A	L0012	30H001	HYDRANT BOX (TYPE 5 POLYMER)	19	11 352.70	19	0		
A	L0013	750001	PLASTIC DOOR 820 (WIDE) X 1800	0	-	0	0		
A	L0020	73B001	WHEELIE BINS: 240L - GREEN (MA	300	233 440.83	300	0		
A	N0010	COVID031	MASK: SURGICAL WITH ELASTIC SI	326	6 913.59	326	0		
A	N0014	COVID047	SANITIZER: (5L) 70% ALCOHOL BA	203	25 655.05	203	0		
A	N0016	COVID049	DISINFECTANT: (5L) F10 SC VET	16	25 588.89	16	0		
A	N0020	COVID053	SPRAY BOTTLES: 250ML	26	187.98	26	0		
A	O0001	11P204	PIPE: 90MMX6M CL12 PVC SOCKETE	21	7 266.00	21	0		
A	O0002	11P202	PIPE: 75MMX6M CL12 PVC SOCKETE	20	8 256.40	20	0		
A	O0003	11P207	PIPE: 250MMX6M CL12 PVC SOCKETE	11	39 781.50	11	0		
A	O0004	11P201	PIPE: 63MMX6M CL12 PVC SOCKETE	22	6 142.62	22	0		
A	O0005	20P004	PIPE: 110MMX6M CL6 PVC	39	15 351.18	39	0		
A	O0006	11P206	PIPE: 100MMX6M CL12 PVC SOCKETE	16	24 576.96	16	0		
A	O0007	20P003	PIPE: 90MMX6M CL6 PVC	10	3 264.10	10	0		
A	O0008	20P005	PIPE: 100MMX6M CL6 PVC	32	16 288.00	32	0		
A	O0009	11P208	PIPE: 315MMX6M CL12 PVC SOCKETE	2	10 675.88	2	0		
A	O0010	20P002	PIPE: 75MMX6M CL6 PVC	9	1 271.99	9	0		
A	O0011	20P001	PIPE: 63MMX6M CL6 PVC	80	13 056.82	80	0		
A	O0012	11P205	PIPE: 110MMX6M CL12 PVC SOCKETE	13	9 249.23	13	0		
A	P0001	11C214	COUPLING: 763X630MM V.J STEPPED	2	6 742.00	2	0		
A	P0002	11B016	BENDS: 225X45DEG (C/I)	1	0.45	1	0		
A	P0003	11T209	TEES: 225MMX225MM	2	104.95	2	0		
A	P0004	10P012	PIPE: 25MM POLY COP	200	2 075.18	200	0		
A	P0005	10P013	PIPE: 42MM POLY COP	600	19 626.00	600	0		
A	P0006	10P011	PIPE: 22MM POLY COP	1400	10 682.00	1400	0		
A	P0007	10P010	PIPE: 15MM POLY COP	1200	3 384.04	1200	0		
A	R0001	30P001	PIPE: 160MMX6M SUBSOIL POLYDRAI	20	8 960.40	20	0		
A	R0002	30P200	STORMWATER PIPE: 300MMX6MX8kN H	9	34 129.36	9	0		
A	R0003	30P201	STORMWATER PIPE: 450MMX6MX8kN H	6	37 687.74	6	0		
					3 190 444.73				

OV-S10	W 2022	/07/08	15:03:17			Overst	rand Municipality			FlexGen4	(7.1U)	Page:
Bin No	Stock No	Code	Refer	Date	Quant	Value	Description	Vote No	User	Proc	Batch	Time
O0008	20P005	ISS	161521	26/06/2023	-10	-5090	PIPE:160MMX60M CL6 PV	50219000101	SWOGQOYI		7900	1 123634
B0002	42C002	ISS	148613	28/06/2023	-4	-417.99	CENTRE FEED PAPER TO	180220180000	KARINV		11501	1 104515
		Co		unt : 2	-14	-5507.99						
H0006	43F002	RET	156970	28/06/2023	6	1463.05	FORK: 6 PRONG	200220180000	JCVDM		0612	1 130525
		Co		unt : 1	6	1463.05						
I0017	12P001	ISS	158076	28/06/2023	-5	-1195.31	PADLOCKS: 50MM BRASS	440220210000	SWOGQOYI		7907	1 130241
		Co		unt : 1	-5	-1195.31						
C0202	11C307	RET	161326	28/06/2023	2	1222.03	UNIVERSAL COUPLING:2	810220210000	JCVDM		0613	1 141258
		Co		unt : 1	2	1222.03						
F0038	52G5006	ISS	162610	28/06/2023	-1	-164.48	GUMBOOT: STEEL TOE 5	110220210000	SWOGQOYI		7906	1 102223
		Co		unt : 1	-1	-164.48						
C0015	10B104	REC	TIN7885	28/06/2023	0	0	BALL VALVES: 40MM FX		PRISCA		7382	3 92909
		Co		unt : 1	0	0						
A0003	61O005	ISS	159864	29/06/2023	-200	-7503.6	OIL: HYDRAULIC 46	810220210000	SWOGQOYI		7909	2 134826
A0002	61O001	ISS	159865	29/06/2023	-40	-1737.8	OIL: 15-W40 MIXED FL	810220210000	SWOGQOYI		7909	3 134944
I0009	43D003	ISS	161994	29/06/2023	-2	-90.85	CUTTING DISC:230X3X2	810220210000	SWOGQOYI		7909	1 134630
D0005	40B002	ISS	156136	30/06/2023	-10	-294.8	BLEACH / 5L	220210000	SWOGQOYI		7912	2 140809
D0002	40D004	ISS	156136	30/06/2023	-10	-373.92	DISINFECTANT: PINE O	220210000	SWOGQOYI		7912	3 140906
J0004	41B001	ISS	156136	30/06/2023	-400	-417.6	BLACK BAGS (750X950X	220210000	SWOGQOYI		7912	4 141000
B0001	42T002	ISS	156136	30/06/2023	-8	-1629.98	TOILET PAPER	220210000	SWOGQOYI		7912	1 140726
		Co		unt : 7	670-1	-12008.55						
C0193	11R205	RET	157005	30/06/2023	1	314.11	REPAIR CLAMP:200MM A	800220210000	JCVDM		6627	1 114038
		Co		unt : 1	1	314.11						
C0194	11R206	ISS	157005	30/06/2023	-1	-559.59	REPAIR CLAMP:225MM A	810220210000	JCVDM		6626	1 113929
D0005	40B002	ISS	159868	30/06/2023	-2	-58.96	BLEACH / 5L	810220210000	SWOGQOYI		7911	8 125229
D0001	40D002	ISS	159868	30/06/2023	-2	-70.08	DISHWASHER (EXTRA CO	810220210000	SWOGQOYI		7911	7 125154
B0001	42T002	ISS	159868	30/06/2023	-1	-203.74	TOILET PAPER	810220210000	SWOGQOYI		7911	6 125112
I0031	63W001	ISS	159868	30/06/2023	-1	-181.25	WELDING RODS (2.5 MM	810220210000	SWOGQOYI		7911	5 125038
C0187	11C308	ISS	161326	30/06/2023	-2	-1846.53	UNIVERSAL COUPLING:2	810220210000	JCVDM		0625	1 113732
D0003	40D003	ISS	161336	30/06/2023	-30	-1214.91	DISINFECTANT: LAVEND	810220210000	SWOGQOYI		7910	2 84757
D0002	40D004	ISS	161336	30/06/2023	-30	-1121.76	DISINFECTANT: PINE O	810220210000	SWOGQOYI		7910	3 84838
C0132	20B003	ISS	161337	30/06/2023	-10	-272	BENDS: 63MMX45 PVC C	810220210000	SWOGQOYI		7910	5 85014
C0133	20B004	ISS	161337	30/06/2023	-10	-272	BENDS: 63MMX90 PVC C	810220210000	SWOGQOYI		7910	6 85104
C0256	20S001	ISS	161337	30/06/2023	-10	-63.7	SOCKET: 63MM CL6 PVC	810220210000	SWOGQOYI		7910	7 85152
C0290	20Y001	ISS	161337	30/06/2023	-10	-447.6	Y-JUNCTIONS: 63MMX63	810220210000	SWOGQOYI		7910	4 84921
C0107	20P100	ISS	161338	30/06/2023	-1	-100.03	PVC WELD (500ML)	810220210000	SWOGQOYI		7910	1 84702
L0004	30M004	ISS	162224	30/06/2023	-1	-1473.57	MANHOLE COVER&FRAME:	810220210000	KARINV		11505	1 94417
C0021	10C002	ISS	163408	30/06/2023	-4	-66.36	COUPLING: 15MM FEMAL	810220210000	SWOGQOYI		7911	1 123254
C0109	11A003	ISS	163408	30/06/2023	-8	-383.92	ADAPTOR: 75MM CL12 P	810220210000	SWOGQOYI		7911	2 123346
C0184	11C304	ISS	163408	30/06/2023	-2	-634.68	UNIVERSAL COUPLING:	810220210000	SWOGQOYI		7911	3 123422
C0255	20R001	ISS	163408	30/06/2023	-2	-45.21	REDUCER: 75MMX63MM (810220210000	SWOGQOYI		7911	4 124956
		Co		unt : 18	-127	-9035.89						
		Co		unt : 33	808-	- 24 913.03						

Store	Bin No	Stock Item	Description	On Hand	Stock Value	Count	Difference		Action	Resolved / Unresolved
A	C0026	10C007	COUPLING: 28MM C/C (JASWIC ACC	31	2 539.37	33	2	163.83	All documents checked, Re-count done, No errors found	Unresolved
A	C0193	11R205	REPAIR CLAMP:200MM AC (229-238	4	1 701.28	5	1	425.32	All documents checked, Re-count done, No errors found	Unresolved
A	C0025	10C006	COUPLING: 20MM MALE (C.M.I.)JA	363	10 439.88	360	-3	- 86.28	All documents checked, Re-count done, No errors found	Unresolved
A	I0011	43H200	HOE HEAD: AGRICULTURAL SUNKEN	35	2 560.60	34	-1	- 73.16	All documents checked, Re-count done, No errors found	Unresolved
								429.71		

A-Store-TBW-Off

Annexure D

Page 1 of 1

Store	Stock Number	DESCRIPTION	Ave	Quantity	Stock	Last Iss	Last Iss	Last Ord
No.			Price	On Hand	Value	Date	No	Date
A	60S001	SKIDLINER REAPERS (H0433) + BO	616.50	4	2 466.00	19/10/2015	131067	04/08/2021
A	11C408	CROSS:150X150MM C/I	595.00	5	2 975.00	26/03/2003	131067	19/03/2003
A	11C404	CROSS:100X150MM C/I	115.31	1	115.31	20/05/2003	23493	
A	11C403	CROSS:100X100MM C/I	212.00	1	212.00	15/01/2004	27917	
A	11C409	CROSS:150X 75MM C/I	42.07	1	42.07	30/01/2009	131067	
A	11C410	CROSS:225X 75MM C/I	28.59	1	28.59	23/05/2014	131067	
A	11T205	TEES:100MMX75MM	545.28	5	2 726.42	02/05/2014	100861	07/03/2016
A	20T001	TEES: 90MM (PVC)	49.78	7	348.46	16/01/2013	88453	02/05/2013
A	43S100	SILICONE - CLEAR	31.11	10	311.11			

9 224.96

Store	Stock Number	DESCRIPTION	Ave	Quantity	Stock	Last Iss	Last Iss	Last Ord
No.			Price	On Hand	Value	Date	No	Date
A	60S001	SKIDLINER REAPERS (H0433) + BO	616.50	4	2 466.00	19/10/2015	131067	04/08/2021
A	11C408	CROSS:150X150MM C/I	595.00	5	2 975.00	26/03/2003	131067	19/03/2003
A	11C404	CROSS:100X150MM C/I	115.31	1	115.31	20/05/2003	23493	
A	11C403	CROSS:100X100MM C/I	212.00	1	212.00	15/01/2004	27917	
A	11C409	CROSS:150X 75MM C/I	42.07	1	42.07	30/01/2009	131067	
A	11C410	CROSS:225X 75MM C/I	28.59	1	28.59	23/05/2014	131067	
A	11T205	TEES:100MMX75MM	545.28	5	2 726.42	02/05/2014	100861	07/03/2016
A	20T001	TEES: 90MM (PVC)	49.78	7	348.46	16/01/2013	88453	02/05/2013
A	43S100	SILICONE - CLEAR	31.11	10	311.11			
A	11S010	SADDLE:150MMX28MM C/I COD	170.00	6	1 020.00	01/11/2019	140119	21/10/2020
A	63W010	WELDING RODS (3.2MM)(SABS ISO	319.20	13	4 149.56	08/11/2019	138459	14/12/2015
A	11T100	TEES: 63MM (AC/PVC)	84.09	3	252.27	11/06/2019	136427	
A	11T208	TEES:150MMX75MM	235.00	3	705.00	13/06/2019	137085	16/08/1999
A	20Y005	Y-JUNCTIONS: 90MMX75MM PVC CL6	63.38	12	760.50	16/01/2017	119110	31/01/2017
A	11S006	SADDLE:100MMX32MM C/I COD	91.60	7	641.20	16/08/2018	131067	07/03/2016
A	30M103	REPLACEMENT COVER:900X600 (9E)	732.24	18	13 180.32	17/12/2019	131067	23/11/2017
A	11S400	STOP ENDS: 50MM C/I	93.97	7	657.79	21/11/2019	131067	01/11/2013
A	11F005	FLANGE ADAPTOR:225MM AC/250MM	663.00	4	2 652.00	24/05/2018	131067	02/08/2018
A	11S405	STOP ENDS:225MM C/I	218.74	11	2 406.15	27/07/2011	131067	02/03/2012
A	52GS013	GUMBOOT: STEEL TOE SIZE 13	128.42	4	513.66	27/11/2017	131067	04/08/2016
A	51GS012	GENTS SAFETY SHOES: SIZE 12	212.94	12	2 555.28	30/09/2019	131067	08/04/2014
A	11B100	BENDS:160MMX45 PVC CL12	279.04	6	1 674.22	31/10/2019	131067	07/02/2019
					40 392.91			

Store	Bin No	Stock Item	Description	On Hand	Stock Value	Count	Difference		Action	Resolved / Unresolved
E	J0019	02C085	CABLE: 95MMX4CORE PVC SWA	330	252 051.38	331	1	761.49	All documents checked, Re-count done, No errors found	Unresolved
E	B0009	02C026	CIRCUIT BREAKER: 1/PHASE 80AMP	77	21 149.80	78	1	271.13	All documents checked, Re-count done, No errors found	Unresolved
E	H0004	02M045	KEYPAD: COMMON BASE ACE9000 6	169	54 289.51	170	1	119.23	All documents checked, Re-count done, No errors found	Unresolved
								1 351.87		
E	ID005	44B005	BATTERY: TYPE D TORCH (PER PKT	8	501.92	3	-5	- 301.15	All documents checked, Re-count done, No errors found	Unresolved
E	C0005	020010	LAMP: 80W MERCURY (HPL-N) ES	144	4 037.49	134	-10	- 301.31	All documents checked, Re-count done, No errors found	Unresolved
E	D0006	02F080	LED FLUORESCENT TUBE: 4FT 1200	37	2 780.46	53	-4	- 208.85	All documents checked, Re-count done, No errors found	Unresolved
E	E0001	02P003	POLE MOUNT BOX-VERT.BRACKET	10	2 630.00	9	-1	- 294.44	All documents checked, Re-count done, No errors found	Unresolved
								- 1 106.73		
E	E0063	02T014	INSULATION TAPE: BLACK (+35)	103	11 536.00	98	-5		All documents checked, Re-count done, User deprtment fetched items, returned them	Resolved
E	E0062	02T016	INSULATION TAPE: BLUE (NO.35)	435	25 029.90	434	-1		All documents checked, Re-count done, User deprtment fetched items, returned them	Resolved
E	E0060	02T015	INSULATION TAPE: RED (NO.35)	432	25 491.89	430	-2		All documents checked, Re-count done, User deprtment fetched items, returned them	Resolved
E	E0061	02T003	INSULATION TAPE: WHITE (NO.35)	378	22 439.98	377	-1		All documents checked, Re-count done, User deprtment fetched items, returned them	Resolved
E	E0002	02C110	PIERCING CONNECTOR_16-95MM_5-3	104	2 652.00	104	0		Re-counted one found at back of shelfe	Resolved
E	A0025	02L051	CRIMPING LUGS: 25X 6MM COPPER	111	516.70	111	0		Re-counted one found at back of shelfe	Resolved
E	A0007	025001	JOINT 5ILA 4MM-16MM H/SHRINK	201	8 935.05	201	0		ONE JOINT WAS INCORRECTLY PLACED ON THE SHELF IT WAS LEFT AS SAMPLE BY SUPPLIER	Resolved
E	J0008	02K003	KIOSK: 6WAY DBL DOOR WITH 6USB	7	52 029.38	7	0		All documents checked 02K003 booked on Req. 161730 BUT 02K002 ISSUED	Resolved
E	J0007	02K003	KIOSK: 6WAY DBL DOOR WITH 6USB	16	63 179.21	16	0		All documents checked 02K003 booked on Req. 161730 BUT 02K0032 ISSUED	Resolved
E	J0018	02C082	CABLE: 70MMX4CORE PVC SWA	600	367 888.38	500	-100		All documents checked 100 was issued and booked on Req.	Resolved
E	A0052	02F057	CRIMPING FERRULE: 30MM COPPER	67	351.40	17	-30		All documents checked 50 was issued and booked on Req.	Resolved
E	000000	02M051	METER: 80 AMP SPLIT RADIO FREQ	35	16 315.20	35	0			
E	000000	02M052	KEYPAD FOR 80 AMP SPLIT RADIO	33	21 717.83	33	0			
E	000000	520009	GLOVES-RUBBER/SIZE 9 - 1100V	3	1 181.25	3	0			
E	000000	520010	GLOVES-RUBBER/SIZE 10 - 1100V	3	1 181.25	3	0			
E	A0001	02J100	JOINT: 16-55MM HEAT SHRINK JOI	6	10 135.36	6	0			
E	A0002	02J101	JOINT: 50-95MM HEAT SHRINK JOI	4	8 624.56	4	0			
E	A0005	02J102	JOINT:120-185MM HEAT SHRINK JO	6	16 401.15	6	0			
E	A0004	025004	HEAT SHRINK LV JOINT 5ILA 120M	8	2 250.36	8	0			
E	A0005	025003	JOINT 5ILA 70MM-120MM H/SHRINK	14	3 203.75	14	0			
E	A0006	025002A	JOINT 5ILA 23MM-50MM H/SHRINK-	18	1 563.87	18	0			
E	A0008	02L070	CRIMPING LUGS: 2.5X 4MM COPPE	49	22.68	49	0			
E	A0009	02L069	CRIMPING LUGS: 2.5X 5MM COPPE	137	65.62	137	0			
E	A0010	02L068	CRIMPING LUGS: 2.5X 6MM COPPE	250	210.00	250	0			
E	A0011	02L029	CRIMPING LUGS: 2.5X 8MM COPPE	36	74.38	36	0			
E	A0012	02L066	CRIMPING LUGS: 4X 6MM COPPER	112	522.86	112	0			
E	A0013	02L063	CRIMPING LUGS: 6X 5MM COPPER	94	79.90	94	0			
E	A0014	02L064	CRIMPING LUGS: 6X 6MM COPPER	143	121.35	143	0			
E	A0015	02L063	CRIMPING LUGS: 6X 8MM COPPER	106	170.14	106	0			
E	A0016	02L043	CRIMPING LUGS: 6X10MM COPPER	146	229.26	146	0			

E	A0017	02L062	CRIMPING LUOS: 20X 5MM COPPER	81	97.20	81	0
E	A0018	02L044	CRIMPING LUOS: 20X 6MM COPPER	100	210.00	100	0
E	A0019	02L045	CRIMPING LUOS: 20X 8MM COPPER	132	511.16	132	0
E	A0020	02L046	CRIMPING LUOS: 26X 6MM COPPER	100	256.00	100	0
E	A0021	02L012	CRIMPING LUOS: 26X 8MM COPPER	1715	5157.18	1715	0
E	A0022	02L017	CRIMPING LUOS: 26X10MM COPPER	95	305.60	95	0
E	A0023	02L049	CRIMPING LUOS: 26X12MM COPPER	170	650.86	170	0
E	A0024	02L050	CRIMPING LUOS: 26X16MM COPPER	100	396.35	100	0
E	A0026	02L015	CRIMPING LUOS: 25X 8MM COPPER	974	2179.90	974	0
E	A0027	02L019	CRIMPING LUOS: 25X10MM COPPER	84	574.48	84	0
E	A0028	02L024	CRIMPING LUOS: 25X12MM COPPER	94	445.36	94	0
E	A0029	02L025	CRIMPING LUOS: 25X16MM COPPER	77	378.22	77	0
E	A0030	02L020	CRIMPING LUOS: 25X 8MM COPPER	58	502.07	58	0
E	A0031	02L021	CRIMPING LUOS: 25X10MM COPPER	60	553.96	60	0
E	A0032	02L026	CRIMPING LUOS: 25X12MM COPPER	109	802.95	109	0
E	A0033	02L111	CRIMPING LUOS: 25X16MM COPPER	34	175.38	34	0
E	A0034	02L029	CRIMPING LUOS: 30X 8MM COPPER	50	410.00	50	0
E	A0035	02L025	CRIMPING LUOS: 30X10MM COPPER	54	435.26	54	0
E	A0036	02L061	CRIMPING LUOS: 30X12MM COPPER	50	525.51	50	0
E	A0037	02L024	CRIMPING LUOS: 30X16MM COPPER	21	140.29	21	0
E	A0038	02L025	CRIMPING LUOS: 70X 8MM COPPER	115	1605.10	115	0
E	A0039	02L026	CRIMPING LUOS: 70X10MM COPPER	50	672.50	50	0
E	A0040	02L027	CRIMPING LUOS: 70X12MM COPPER	130	1899.61	130	0
E	A0041	02L028	CRIMPING LUOS: 70X16MM COPPER	28	206.95	28	0
E	A0042	02L030	CRIMPING LUOS: 95X 8MM COPPER	400	8252.00	400	0
E	A0043	02L031	CRIMPING LUOS: 95X10MM COPPER	494	10981.62	494	0
E	A0044	02L032	CRIMPING LUOS: 95X12MM COPPER	344	12012.71	344	0
E	A0045	02L075	CRIMPING LUOS: 95X16MM COPPER	91	926.38	91	0
E	A0046	02L033	CRIMPING LUOS: 95X20MM COPPER	56	1690.05	56	0
E	A0047	02L034	CRIMPING LUOS:120X 8MM COPPER	8	141.80	8	0
E	A0048	02L035	CRIMPING LUOS:120X10MM COPPER	56	1505.95	56	0
E	A0049	02L036	CRIMPING LUOS:120X12MM COPPER	8	200.48	8	0
E	A0050	02L037	CRIMPING LUOS:150X10MM COPPER	47	1137.40	47	0
E	A0051	02L038	CRIMPING LUOS:150X12MM COPPER	35	798.60	35	0
E	A0052	02L039	CRIMPING LUOS:150X16MM COPPER	22	532.40	22	0
E	A0053	02L040	CRIMPING LUOS:185X12MM COPPER	40	1188.00	40	0
E	A0054	02L041	CRIMPING LUOS:240X12MM COPPER	21	936.60	21	0
E	A0055	02L042	CRIMPING LUOS:300X16MM COPPER	15	900.00	15	0
E	A0056	02F034	CRIMPING FERRULE: 2.5MM COPPE	85	21.21	85	0
E	A0057	02F035	CRIMPING FERRULE: 6MM COPPER	110	121.48	110	0
E	A0058	02F005	CRIMPING FERRULE: 10MM COPPER	1600	2912.00	1600	0
E	A0059	02F048	CRIMPING FERRULE: 16MM COPPER	1250	2740.00	1250	0
E	A0060	02F035	CRIMPING FERRULE: 25MM COPPER	0	-	0	0
E	A0061	02F036	CRIMPING FERRULE: 35MM COPPER	110	545.54	110	0
E	A0063	02F036	CRIMPING FERRULE: 70MM COPPER	119	1244.32	119	0

E	A0064	02F039	CRIMPING FERRULE: 95MM COPPER	110	1 901.84	110	0
E	A0065	02F040	CRIMPING FERRULE: 120MM COPPER	49	617.40	49	0
E	A0066	02F041	CRIMPING FERRULE: 150MM COPPER	70	1 219.40	70	0
E	A0067	02F042	CRIMPING FERRULE: 185MM COPPER	30	716.10	30	0
E	A0068	02F043	CRIMPING FERRULE: 240MM COPPER	22	877.80	22	0
E	A0069	02F044	CRIMPING FERRULE: 300MM COPPER	12	2 359.08	12	0
E	A0070	02F025	FERRULE: 25MM ALUM	70	155.30	70	0
E	A0071	02F026	FERRULE: 35MM ALUM	40	684.40	40	0
E	A0072	02F027	FERRULE: 50MM ALUM	43	192.21	43	0
E	A0073	02F028	FERRULE: 70MM ALUM	25	240.00	25	0
E	A0074	02F029	FERRULE: 95MM ALUM	25	439.51	25	0
E	A0075	02F030	FERRULE: 120MM ALUM	24	488.16	24	0
E	A0076	02F031	FERRULE: 150MM ALUM	15	330.00	15	0
E	A0077	02L083	LUDS: 25X10MM ALUMINIUM	48	95.26	48	0
E	A0078	02L082	LUDS: 35X10MM ALUMINIUM	36	622.44	36	0
E	A0079	02L081	LUDS: 35X12MM ALUMINIUM	15	36.46	15	0
E	A0080	02L080	LUDS: 50X 8MM ALUMINIUM	22	59.86	22	0
E	A0081	02L079	LUDS: 50X10MM ALUMINIUM	31	365.56	31	0
E	A0082	02L078	LUDS: 50X12MM ALUMINIUM	19	84.93	19	0
E	A0083	02L077	LUDS: 70X10MM ALUMINIUM	29	356.39	29	0
E	A0084	02L076	LUDS: 70X12MM ALUMINIUM	19	143.45	19	0
E	A0085	02L074	LUDS: 95X10MM ALUMINIUM	12	154.55	12	0
E	A0086	02L073	LUDS: 95X12MM ALUMINIUM	27	666.68	27	0
E	A0087	02L071	LUDS:150X12MM ALUMINIUM	27	705.62	27	0
E	A0088	02L072	LUDS:120X12MM ALUMINIUM	17	368.19	17	0
E	A0089	02L084	LUDS: 25X12MM ORANGE BUNDLE CO	23	551.70	23	0
E	A0090	02L083	LUDS: 35X12MM RED BUNDLE CONDU	15	483.15	15	0
E	A0091	02F085	LUDS: 50X10MM COPPER/ALUM (8)	7	337.42	7	0
E	A0092	02L086	LUDS: 50X12MM YELLOW BUNDLE CO	33	1 062.93	33	0
E	A0093	02L110	LUDS: 70X12MM BLACK BUNDLE CON	10	210.80	10	0
E	A0094	02L087	LUDS: 70X12MM WHITE BUNDLE CON	15	370.50	15	0
E	A0095	02L088	LUDS: 95X12MM GREY BUNDLE COND	12	243.67	12	0
E	A0096	02F062	FERRULE: 16MM BLUE (MFB) FERRULE: 25MM ORANGE BUNDLE	8	324.80	8	0
E	A0097	02F052	CO	44	1 317.92	44	0
E	A0098	02F083	FERRULE: 35-35MM ALUM FERRULE: 35-35MM	27	266.62	27	0
E	A0099	02F047	COPPER/ALUM I FERRULE: 35MM RED BUNDLE	27	1 634.58	27	0
E	A0100	02F053	CONDU	28	460.95	28	0
E	A0101	02F057	FERRULE: 35MM WEAK BACK	71	433.10	71	0
E	A0102	02F084	FERRULE: 50-50MM ALUM FERRULE: 50-50MM	31	319.79	31	0
E	A0103	02F046	COPPER/ALUM I	18	1 205.64	18	0
E	A0104	02F058	FERRULE: 50MM WEAK BACK FERRULE: 50MM YELLOW BUNDLE	80	1 200.00	80	0
E	A0105	02F034	CO	29	611.32	29	0
E	A0106	02F092	FERRULE: 54.6MM NEUTRAL BUNDLE	15	536.10	15	0
E	A0107	02F093	FERRULE: 54.6MM NEUTRAL BUNDLE	11	188.40	11	0
E	A0108	02F086	FERRULE: 70-70MM ALUM FERRULE: 70-70MM	48	759.36	48	0
E	A0109	02F045	COPPER/ALUM I	25	1 732.58	25	0
E	A0110	02F059	FERRULE: 70MM WEAK BACK FERRULE: 70MM WHITE BUNDLE	18	181.80	18	0
E	A0111	02F055	CON	9	160.25	9	0
E	A0112	02F060	FERRULE: 90MM WEAK BACK	25	1 042.24	25	0
E	A0113	02F087	FERRULE: 95-95MM ALUM FERRULE: 95-95MM	24	530.78	24	0
E	A0114	02F088	COPPER/ALUM I FERRULE: 95MM GREY BUNDLE	21	1 561.98	21	0
E	A0115	02F056	COND	5	139.00	5	0
E	A0116	02F092	FERRULE:120-95MM ALUM	3	47.46	3	0
E	A0117	02F061	FERRULE:120MM WEAK BACK	41	762.60	41	0
E	B0001	02CD07	CIRCUIT BREAKER: 3AMP 3AM QA- 1	36	5 189.97	36	0
E	B0002	02CD41	CIRCUIT BREAKER: 10AMP 3AM QA	12	1 079.09	12	0
E	B0003	02CD45	CIRCUIT BREAKER: 20AMP 3AM QA	68	6 114.68	68	0
E	B0004	02CD45	CIRCUIT BREAKER: 3/PHASE 30AMP	9	1 285.47	9	0
E	B0005	02CD47	CIRCUIT BREAKER: 3/PHASE 40AMP	7	676.53	7	0
E	B0006	02CD48	CIRCUIT BREAKER: 3/PHASE 50AMP	3	273.92	3	0

E	B0007	02C049	CIRCUIT BREAKER: 5/PHASE 63AMP	180	30 900.80	180	0
E	B0008	02C050	CIRCUIT BREAKER: 5/PHASE 70AMP	12	1 374.37	12	0
E	B0010	02C028	CIRCUIT BREAKER: 5/PHASE 300AM	9	2 025.13	9	0
E	B0011	02C051	CIRCUIT BREAKER: 3PHASE 20AMP	12	5 520.80	12	0
E	B0012	02C053	CIRCUIT BREAKER: 3PHASE 40AMP	8	4 103.64	8	0
E	B0013	02C054	CIRCUIT BREAKER: 3PHASE 50AMP	5	2 496.58	5	0
E	B0014	02C055	CIRCUIT BREAKER: 3PHASE 60AMP	3	2 520.80	3	0
E	B0015	02C056	CIRCUIT BREAKER: 3PHASE 70AMP	9	5 925.00	9	0
E	B0016	02C057	CIRCUIT BREAKER: 3PHASE 80AMP	9	11 569.22	9	0
E	B0017	02C058	CIRCUIT BREAKER: 3PHASE 90AMP	14	6 860.00	14	0
E	B0018	02C059	CIRCUIT BREAKER: 3PHASE 300AMP	4	5 239.76	4	0
E	B0019	02C071	CIRCUIT BREAKER: J.S.O 125AMP	2	8 188.99	2	0
E	B0020	02C073	CIRCUIT BREAKER: J.S.O 150AMP	5	15 914.36	5	0
E	B0021	02C074	CIRCUIT BREAKER: J.S.O 200AMP	8	23 116.75	8	0
E	B0022	02C072	CIRCUIT BREAKER: J.S.O 250AMP	17	78 480.45	17	0
E	B0024	025011	SHROUDS & CLIPS SINGLE PHASE(S) EARTH LEAKAGE: 63A QA17C	12	409.72	12	0
E	B0025	025300	SINGL	16	17 589.61	16	0
E	C0001	020001	LAMP:400W HPS SON-E HPS E40 LAMP: 250W MERCURY (HPL-N)	26	1 544.52	26	0
E	C0002	020006	E40	0	-	0	0
E	C0003	020005	LAMP:250W NAV-E HPS LAMP:125W MERCURY VARDUIN	24	5 436.00	24	0
E	C0004	020004	E27 LAMP: 70W HPS SON-E E27	44	1 953.60	44	0
E	C0006	020017	INTERM	358	34 368.00	358	0
E	C0007	020016	LAMP: 70W NAVT SUPER	50	4 177.50	50	0
E	D0001	02F079	FLUORESCENT TUBE: 5FT 30W	3	28.85	3	0
E	D0002	02F081	FLUORESCENT TUBE: 4FT 36W	64	988.96	64	0
E	D0003	02F002	FLUORESCENT TUBES: 5FT 58W	22	409.31	22	0
E	D0004	02F004	FLUORESCENT TUBES: 6FT 50W	69	1 228.20	69	0
E	D0007	02F090	LED FLUORESCENT TUBE: 5FT 1300 LAMP HALOGEN: 12V 55W H3	70	4 566.90	70	0
E	D0008	02H001	OSRA	10	2 196.00	10	0
E	D0009	025005	FLUORESCENT STARTERS ELECTRO FLASHER UNIT: MODEL	32	105.72	32	0
E	D0010	02E001	R1	0	-	0	0
E	D0011	020012	LAMP: 70W E/S ROBOT	30	6 180.00	30	0
E	D0012	025009	DAYLIGHT SWITCH: 16A NATIONAL DAYLIGHT SWITCH: 16A	35	9 733.15	35	0
E	D0013	025010	SPECTRUM	45	8 055.00	45	0
E	D0014	02L090	LAMP: 11W ENERGY SAVER ES	24	691.19	24	0
E	D0015	02L091	LAMP: 11W ENERGY SAVER BC	36	1 036.65	36	0
E	D0017	02C113	CONTACTOR: 230V COIL RAB 35 RI	10	7 504.31	10	0
E	D0018	02C101	CONTACTOR: 400V COIL RAB 35 RI	0	-	0	0
E	D0019	02L101	LAMP FITTING: SLIMLINE 0001A	2	78.94	2	0
E	D0020	02L089	LAMP: 220V WHITE BULKHEAD	1	28.50	1	0
E	D0021	02L102	LAMP FITTING: CHEESECAKE CELIN TERMINATION KIT: 16-35MM	1	39.47	1	0
E	D0022	02T100	HEAT TERMINATION KIT: 50-95MM	5	2 248.31	5	0
E	D0023	02T101	850T TERMINATION KIT:120-185MM	3	2 285.30	3	0
E	D0024	02T102	850T TERMINATION:PLC O/D	4	5 723.04	4	0
E	D0025	02T020	850MM/15- TERMINATION: OUTDOOR 95-	3	4 610.37	3	0
E	D0026	02T019	240MM)	7	4 589.73	7	0
E	D0027	02J007	INLINE JOINT: 25- 70MM (SKS) 3 TERMINATION KIT: 16-35MM	1	837.65	1	0
E	D0028	02T200	1200T TERMINATION KIT: 50-95MM	5	9 160.91	5	0
E	D0029	02T201	1200T TERMINATION KIT:120-185MM	0	-	0	0
E	D0030	02T202	1200	10	12 270.07	10	0

E	E0003	02C111	PIERCING CONNECTOR 25-95MM 25-	106	3 980.30	106	0
E	E0004	02B041	BUNDLE TIE STRAPS: 200MM SUSPENSION CLAMP BUNDLE LV	31	113.04	31	0
E	E0005	02B040	INS STRAIN CLAMP BUNDLE: LV	35	1 781.02	35	0
E	E0006	02B038	INSULA HEAT SHRINK BOOT: 16MM	35	2 132.92	35	0
E	E0007	02B028	SINGLE HEAT SHRINK BOOT: 16MM SCORE	28	1 115.25	28	0
E	E0008	02B029	HEAT SHRINK BOOT: 16MM SCORE HEATSHRINK BOOT: 35-50MM	16	280.04	16	0
E	E0009	020015	4CORNER HEAT SHRINK BOOT: 35- 95MM	4	346.78	4	0
E	E0010	02B052	3CO HEAT SHRINK BOOT: 70-120MM	14	642.55	14	0
E	E0011	02B053	3PH END CAPS: 16MM(LXAC116)	6	287.40	6	0
E	E0012	02C002	END CAPS: 35-25MM HEAT SHRINK	2	33.96	2	0
E	E0013	02B035	SHRINK CLAMP: MV GLAND	16	261.60	16	0
E	E0014	02C109	END CAPS: 75-32MM HEAT SHRINK	6	43.14	6	0
E	E0015	02B036	SHRINK AIR/DAC STRAIN CLAMPS FOR 10- 16	4	123.72	4	0
E	E0017	02A002	16	440	4 534.01	440	0
E	E0021	02B004	BAND IT BUCKLES: 12.7MM (100'S BAND IT STRAP:	3	534.85	3	0
E	E0022	02B005	12 3X0.7MMX30M LOCK: 40MM MIDDLELOCK GREEN C - L	5	2 202.20	5	0
E	E0023	02L302	LOCK: 40MM MIDDLELOCK BLUE B - LD	90	15 657.95	90	0
E	E0024	02L301	LOCK: 40MM MIDDLELOCK RED A - LOC	150	22 780.51	150	0
E	E0025	02L300	LOC	50	7 596.30	50	0
E	E0026	02L011	LINE TAPS: 16MM (MO6)	0	-	0	0
E	E0027	02L010	LINE TAPS: 23MM (MO 4)	0	-	0	0
E	E0028	02L008	LINE TAPS: 35MM (MO2)	75	1 287.00	75	0
E	E0029	02L006	LINE TAPS: 50MM (MO 0)	0	-	0	0
E	E0030	02L009	LINE TAPS: 70MM (MO 3/0)	38	1 383.21	38	0
E	E0031	02L007	LINE TAPS:100MM	44	2 107.47	44	0
E	E0032	020019	GLANDS & SHROUDS: No 0	24	716.50	24	0
E	E0033	020023	GLANDS & SHROUDS: No 1	15	706.95	15	0
E	E0034	020020	GLAND & SHROUD: No 2	19	1 094.78	19	0
E	E0035	025034	SHROUDS: NO 2	50	325.00	50	0
E	E0036	02C061	GLANDS & SHROUDS: No 3	8	268.12	8	0
E	E0037	020022	GLANDS & SHROUDS: No 6	2	580.44	2	0
E	E0038	02A003	PIOTAL SCREWS	165	1 667.85	165	0
E	E0039	02P008	PIOTAL BOLTS: M16X180	39	736.68	39	0
E	E0040	02F097	FUSELINK: 1AMP STANDARD	6	150.00	6	0
E	E0041	02F069	FUSELINK: 8AMP STANDARD	13	100.28	13	0
E	E0042	02F070	FUSELINK: 10AMP STANDARD	22	496.43	22	0
E	E0043	02F071	FUSELINK: 15AMP STANDARD	20	510.40	20	0
E	E0044	02F072	FUSELINK: 20AMP STANDARD	7	143.20	7	0
E	E0045	02F073	FUSELINK: 30AMP STANDARD	8	137.59	8	0
E	E0046	02F074	FUSELINK: 40AMP STANDARD	18	204.41	18	0
E	E0047	02F075	FUSELINK: 50AMP STANDARD	25	711.20	25	0
E	E0048	02F076	FUSELINK: 65AMP STANDARD	28	512.12	28	0
E	E0049	02F096	FUSE: 30AMP FLYING FUSE: 36AMP STRIKER PIN	25	841.21	25	0
E	E0050	02F100	BUSBAR FUSE: 45AMP STRIKER PIN	3	1 401.93	3	0
E	E0051	02F101	BUSBAR FUSE: 50AMP STRIKER PIN	3	2 383.00	3	0
E	E0052	02F015	BUSBAR FUSE: 65AMP STRIKER PIN	6	600.00	6	0
E	E0053	02F102	BUSBAR FUSE: 65AMP STRIKER PIN	3	2 614.51	3	0
E	E0054	02F001	DROPOUT FUSES: 11KV SIL C/O 56 RUBBER TAPE:	5	3 100.00	5	0
E	E0064	02T001	34MMX3.2MMX1.6M	24	5 627.14	24	0
E	E0065	02T002	DANGER TAPE: 300MMX80MIC BARRIER TAPE:	1	1 043.45	1	0
E	E0066	02T017	75MMX300MMX50MIC POLY 30X: PB-A1	13	1 067.70	13	0
E	F0001	02K100	POLYETHYLENE/P CURRENT TRANSFORMER: 700/5	7	5 474.36	7	0
E	F0002	02M020	(85 CURRENT TRANSFORMER: 400/5	12	1 335.12	12	0
E	F0003	02M016	(36 CURRENT TRANSFORMER: 250/5	9	697.25	9	0
E	F0004	02M013	(32 CURRENT TRANSFORMER: 200/5	3	339.54	3	0
E	F0005	02M012	(32 CURRENT TRANSFORMER: 150/5	7	825.35	7	0
E	F0006	02M011	(32	4	1 643.68	4	0
E	F0007	02M300	TEST BLOCK: 13 WAY HTB 001 FRO	10	8 888.00	10	0
E	F0008	02F024	FLUORESCENT BALLAST: 6FT	5	695.00	5	0

E	F0009	02C001	CHOKE: 70 WATT HPS TRIDONIC	175	32 530.05	175	0
E	F0010	02C006	CHOKE: 80 WATT MERCURY VAPOUR	40	7 824.00	40	0
E	F0011	02C005	CHOKE: 125 WATT MERCURY VAPOUR	115	24 702.00	115	0
E	F0012	02C005	CHOKE: 250 WATT MERCURY VAPOUR	0	-	0	0
E	F0013	02F025	FLUORESCENT BALLAST: 5FT	9	220.50	9	0
E	00001	02M009	METER: ENERMAX+ E+MA-454000 MODEM: E+ EA OPRS 04 WITH	7	20 650.00	7	0
E	00002	02M060	RS48 METER: ENERMAX(E+MA-	30	19 000.00	30	0
E	00003	02M010	15300)&Q5M	2	4 927.50	2	0
E	00004	02M070	METER: MRF F460 1 PH PLC (LAND	133	148 188.12	133	0
E	00005	02M100	METER: 1Q/50A SINGLE PHASE PRE BASE FOR 5/PHASE PREPAID	1180	486 180.00	1180	0
E	00006	02M101	COMPA METER: 3PHASE 10(100)AMP	1248	143 924.62	1248	0
E	00007	02M001	CONVEN	0	-	0	0
E	00008	02C089	CABLE: AERIAL BUNDELAL 95/3 XL METER: 3PHASE PRE-PAID-	300	100 150.92	300	0
E	00009	02M005	10(100)A	17	17 654.40	17	0
E	00010	02M075	METER: MRF 3PH 03-PLC 0LANDIS	0	-	0	0
E	10002	02M080	KEYRAD: P160 PLC CIU PLUG & CD	108	66 832.00	108	0
E	10001	44B002	BATTERY: TYPE AA PENLIGHT LNB	4	182.40	4	0
E	10002	02T004A	CABLE TIES: 200MM X 4, 7MM	26	1 076.12	26	0
E	10003	44B003	BATTERY: TYPE C MEDIUM (PER PK	8	432.11	8	0
E	10004	02T004B	CABLE TIES: 305MM X 4, 7MM	22	1 405.17	22	0
E	10006	43B001	BLADES: 24T HACKSAW	12	241.44	12	0
E	J0001	02M201	MINIATURE SUBSTATION: 315A 1130	1	436 991.85	1	0
E	J0002	02M203	MINIATURE SUBSTATION: 500KVA 11	0	-	0	0
E	J0003	02M204	MINIATURE SUBSTATION: 630KVA 11	2	1 058 875.55	2	0
E	J0004	02M205	MINIATURE SUBSTATION: 800KVA 11	1	385 687.36	1	0
E	J0005	02T301	POLE MOUNTED TRANSFORMER: 30 K	1	22 235.00	1	0
E	J0006	02T031	POLE MOUNTED TRANSFORMER: 200KV	1	86 344.88	1	0
E	J0008	02K001	KIOSK: 12WAY DBL DOOR WITH BUS	5	24 804.35	5	0
E	J0010	02P001	PIPE: 110MMX6M FLASDUCT	90	16 200.00	90	0
E	J0010	02P025	POLE: 9M WOODEN OUM	0	-	0	0
E	J0011	02C037	CABLE: 6MMX3CORE PVC SWA CABLE: 10MM SPLIT CONCENTRIC	266	20 871.20	266	0
E	J0012	02C012	+ CABLE: 16MMX2CORE CU PVC	1370	94 658.30	1370	0
E	J0014	02C015	SWA	500	52 382.19	500	0
E	J0015	02C030	CABLE: 16MMX4CORE PVC SWA	500	80 180.68	500	0
E	J0016	02C035	CABLE: 25MMX4CORE PVC SWA CABLE: 70MMX3CORE PLIC	298	72 151.86	298	0
E	J0017	02C080	COPPER	0	-	0	0
E	J0020	02C200	BUNDLE CONDUCTOR: 70MM X 3CORE	0	-	0	0
E	J0021	02C300	CABLE: AERIAL BUNDEL 70/3 XLPE	0	-	0	0

R 4 958 678.48

OV-S10W	2023/0	30-Jun	15:44:58			Overst	rand Municipality						
Bin No	Stock No	Code	Refer	Date	Quant	Value	Description	Vote No	User	Proc	Batc	h	Time
J0012	02C012	ISS	158514	27/06/2023	-25 -	1 727.57	CABLE: 10MM SPLIT CO	50219000101	SWOGQOYI	7904	1	162330	
J0015	02C039	ISS	158514	27/06/2023	-270 -	43 286.67	CABLE: 16MMX4CORE PV	470220210000	SWOGQOYI	7902	1	141430	
J0015	02C039	ISS	158514	27/06/2023	-169 -	27 094.24	CABLE: 16MMX4CORE PV	260220210000	SWOGQOYI	7902	2	141642	
J0001	02M201	ISS	161139	27/06/2023	-1 -	436 991.85	MINIATURE SUBSTATION	280220180000	EBOTHA	6580	1	150838	
J0003	02M204	ISS	161139	27/06/2023	-1 -	519 437.76	MINIATURE SUBSTATION	280220180000	EBOTHA	6580	2	150916	
J0012	02C012	ISS	161141	27/06/2023	-800 -	55 274.40	CABLE: 10MM SPLIT CO	280220180000	EBOTHA	6580	6	151438	
J0011	02C037	ISS	161141	27/06/2023	-266 -	20 871.20	CABLE: 6MMX3CORE PV	280220180000	EBOTHA	6580	5	151226	
A0002	02I101	ISS	161141	27/06/2023	-4 -	8 624.56	JOINT: 50-95MM HEAT	280220180000	EBOTHA	6580	7	151520	
J0007	02K002	ISS	161141	27/06/2023	-3 -	11 846.10	KIOSK: 6WAY DBL DOOR	280220180000	EBOTHA	6580	3	151034	
J0008	02K003	ISS	161141	27/06/2023	-7 -	32 029.58	KIOSK: 9WAY DBL DOOR	280220180000	EBOTHA	6580	4	151148	
J0012	02C012	ISS	161521	27/06/2023	-475 -	32 819.17	CABLE: 10MM SPLIT CO	50219000091	SWOGQOYI	7903	1	151326	
J0007	02K002	ISS	161730	28/06/2023	-1 -	3 948.70	KIOSK: 6WAY DBL DOOR	460220210000	JCVDM	6618	1	150506	
					Co	unt : 12	-2022 -	1 193 951.80					
J0008	02K003	RET	161730	28/06/2023	1	4 575.65	KIOSK: 9WAY DBL DOOR	460220210000	JCVDM	6616	1	150303	
					Co	unt : 1	1	4 575.65					
I0004	02T004B	ISS	159867	30/06/2023	-1 -	63.87	CABLE TIES:305MM X 4	650220210000	SWOGQOYI	7911	9	125318	
					Co	unt : 1	-1 -	63.87					
					Co	unt : 14	-2022 -	1 189 440.02					

Store	Bin No	Stock Item	Description	On Hand	Stock Value	Count	Difference		Action	Resolved / Unresolved
E	J0019	02C085	CABLE: 95MMX4CORE PVC SWA	330	252 051.58	331	1	761.49	All documents checked, Re-count done, No errors found	Unresolved
E	B0009	02C026	CIRCUIT BREAKER: S/PHASE 80AMP	77	21 149.60	78	1	271.15	All documents checked, Re-count done, No errors found	Unresolved
E	H0004	02M045	KEYPAD: COMMON BASE ACE9000 (I	169	54 269.51	170	1	319.23	All documents checked, Re-count done, No errors found	Unresolved
								1 351.87		
E	I0005	44B005	BATTERY: TYPE D TORCH (PER PKT	8	501.92	5	-3	- 301.15	All documents checked, Re-count done, No errors found	Unresolved
E	C0005	02G010	LAMP: 80W MERCURY (HPL-N) E3	144	4 037.49	134	-10	- 301.31	All documents checked, Re-count done, No errors found	Unresolved
E	D0006	02F080	LED FLUORESCENT TUBE: 4FT 1200	57	2 780.46	53	-4	- 209.85	All documents checked, Re-count done, No errors found	Unresolved
E	E0001	02P003	POLE MOUNT BOX+VERT.BRACKET	10	2 650.00	9	-1	- 294.44	All documents checked, Re-count done, No errors found	Unresolved
								- 1 106.75		

Store	Stock Number	DESCRIPTION	Ave	Quantity	Stock	Last Iss	Last Iss	Last Ord
No.			Price	On Hand	Value	Date	No	Date

E	02G001	LAMP:400W HPS SON-E HPS E40	59.40	26	1 544.52	14/04/2016	114739	
E	02G019	GLANDS & SHROUDS: No.0	29.85	24	716.50	02/06/2020	137588	23/07/2019
E	02S034	SHROUDS: NO 2	6.50	50	325.00	26/06/2018	26062018	
E	02F004	FLUORESCENT TUBES: 6FT 55W	17.80	69	1 228.20			
E	02F079	FLUORESCENT TUBE: 3FT 30W	9.55	3	28.65			
E	02L103	LAMP FITTING: SLIMLINE OD01A	39.47	2	78.94			
E	02L089	LAMP: 220V WHITE BULKHEAD	28.50	1	28.50			
E	02L102	LAMP FITTING: CHEESCAKE CEILIN	39.47	1	39.47			

3 989.78

E-No-Move

Annexure J

Page 1 of 2

Store No.	Stock Number	DESCRIPTION	Ave Price	Quantity On Hand	Stock Value	Last Iss Date	Last Iss No	Last Ord Date
E	02G001	LAMP:400W HPS SON-E HPS E40	59.40	26	1 544.52	14/04/2016	114739	
E	02G019	GLANDS & SHROUDS: No.0	29.85	24	716.50	02/06/2020	137588	23/07/2019
E	02S034	SHROUDS: NO 2	6.50	50	325.00	26/06/2018	26062018	
E	02F004	FLUORESCENT TUBES: 6FT 35W	17.80	69	1 228.20			
E	02F079	FLUORESCENT TUBE: 3FT 30W	9.55	3	28.65			
E	02L103	LAMP FITTING: SLIMLINE OD01A	39.47	2	78.94			
E	02L089	LAMP: 220V WHITE BULKHEAD	28.50	1	28.50			
E	02L102	LAMP FITTING: CHEESECAKE CEILIN	39.47	1	39.47			
E	02B028	HEAT SHRINK BOOT: 16MM SINGLE	39.83	28	1 115.25	03/02/2020	132335	17/08/2018
E	02B035	END CAPS: 35-25MM HEAT SHRINK	16.35	16	261.60	24/06/2020	144010	16/04/2013
E	02C050	CIRCUIT BREAKER: 5/PHASE 70AMP	114.53	12	1 374.37	24/02/2014	95381	26/01/2009
E	02C051	CIRCUIT BREAKER: 3PHASE 20AMP	293.4	12	3 520.80	30/10/2019	136238	
E	02C056	CIRCUIT BREAKER: 3PHASE 70AMP	435	9	3 915.00	06/08/2019	137560	
E	02C058	CIRCUIT BREAKER: 3PHASE 90AMP	490	14	6 800.00	17/02/2011	74263	
E	02F015	FUSE: 50AMP STRIKER PIN BUS5MA	100	6	600.00	03/05/2011	77155	25/09/2012
E	02F025	FERRULE: 25MM ALUM	2.19	70	153.30	10/02/2020	132147	
E	02F030	FERRULE:120MM ALUM	20.34	24	488.16	13/08/2012	85892	08/02/2012
E	02F031	FERRULE:150MM ALUM	22	15	330.00	10/10/2012	85829	10/09/2012
E	02F037	CRIMPING FERRULE: 30MM COPPER	5.244	67	351.40	10/06/2020	15	23/03/2021
E	02F045	FERRULE: 70-70MM COPPER/ALUM (69.303	25	1 732.58	03/03/2020	107682	05/05/2014
E	02F052	FERRULE: 25MM ORANGE BUNDLE CD	29.952	44	1 317.92	05/12/2013	95367	
E	02F053	FERRULE: 35MM RED BUNDLE CONDU	16.462	28	460.95	05/12/2013	95367	21/08/2012
E	02F056	FERRULE: 95MM GREY BUNDLE COND	27.8	5	139.00	01/04/2020	143163	
E	02F059	FERRULE: 70MM WEAK BACK	10.1	18	181.80	02/02/2011	74227	
E	02F060	FERRULE: 90MM WEAK BACK	41.689	25	1 042.24	06/05/2010	68932	31/03/2010
E	02F062	FERRULE: 16MM BLUE (M/PB)	40.6	8	324.80	19/08/2015	106979	21/08/2012
E	02F069	FUSELINK: 6AMP STANDARD	7.713	13	100.28	26/02/2018	124085	07/11/2011
E	02F074	FUSELINK: 40AMP STANDARD	11.356	18	204.41	26/02/2018	124085	29/07/2012
E	02F076	FUSELINK: 65AMP STANDARD	18.29	28	512.12	26/02/2018	124085	29/10/2008
E	02F083	FERRULE: 35-35MM ALUM	9.874	27	266.62	28/07/2015	105528	21/08/2012
E	02F084	FERRULE: 50-50MM ALUM	10.315	31	319.79	28/07/2015	105528	21/08/2012
E	02F087	FERRULE: 95-95MM ALUM	13.782	24	330.78	10/06/2020	143172	10/09/2012
E	02F088	FERRULE: 95-95MM COPPER/ALUM (74.38	21	1 561.98	28/11/2013	89745	
E	02L029	CRIMPING LUGS: 2.5X 8MM COPPE	1.328	56	74.38	25/06/2018	114620	17/08/2011
E	02L037	CRIMPING LUGS:150X10MM COPPER	24.2	47	1 137.40	26/06/2013	88700	
E	02L038	CRIMPING LUGS:150X12MM COPPER	24.2	33	798.60	21/11/2014	97666	

Store No.	Stock Number	DESCRIPTION	Ave Price	Quantity On Hand	Stock Value	Last Iss Date	Last Iss No	Last Ord Date
E	02L043	CRIMPING LUGS: 6X10MM COPPER	1.57	146	229.26	21/06/2017	97800	03/02/2014
E	02L050	CRIMPING LUGS: 16X16MM COPPER	3.963	100	396.33	22/06/2017	107129	16/04/2013
E	02L051	CRIMPING LUGS: 25X 6MM COPPER	2.853	111	316.70	17/07/2019	132319	13/03/2018
E	02L055	CRIMPING LUGS: 25X16MM COPPER	4.911	77	378.22	11/12/2018	132311	17/10/2017
E	02L062	CRIMPING LUGS: 10X 5MM COPPER	1.2	81	97.20	25/08/2015		111457
E	02L063	CRIMPING LUGS: 6X 8MM COPPER	1.605	106	170.14	24/01/2018		127062 19/06/2017
E	02L064	CRIMPING LUGS: 6X 6MM COPPER	0.85	143	121.55	07/04/2011		74160
E	02L065	CRIMPING LUGS: 6X 5MM COPPER	0.85	94	79.90	01/04/2011		74143
E	02L066	CRIMPING LUGS: 4X 6MM COPPER	4.668	112	522.86	24/01/2018		127062 13/02/2018
E	02L069	CRIMPING LUGS: 2.5X 5MM COPPE	0.478	137	65.62	24/02/2014		97536 03/02/2014
E	02L070	CRIMPING LUGS: 2.5X 4MM COPPE	0.462	49	22.68	29/06/2018		129324 03/02/2014
E	02L071	LUGS:150X12MM ALUMINIUM	26.134	27	705.62	28/10/2009		65803 29/10/2009
E	02L072	LUGS:120X12MM ALUMINIUM CRIMPING LUGS: 95X16MM	21.658	17	368.19	12/02/2020		107678 29/10/2009
E	02L075	COPPER	10.18	91	926.38	23/10/2015		97686
E	02L077	LUGS: 70X10MM ALUMINIUM LUGS: 35X12MM RED BUNDLE	12.289	29	356.39	17/09/2019		132583 22/02/2019
E	02L085	CONDU LUGS: 50X12MM YELLOW	32.21	15	483.15	20/07/2012		85885
E	02L086	BUNDLE CO LUGS: 70X12MM WHITE	32.21	33	1 062.93	08/07/2013		89640
E	02L087	BUNDLE CON CRIMPING LUGS: 35X16MM	24.7	15	370.50	10/06/2020		143171 25/07/2016
E	02L111	COPPER METER:ENERMAX(E+MA- 15300)&GSM	5.105	34	173.58	20/06/2017		114247 15/07/2009
E	02M010	CURRENT TRANSFORMER: 400/5 (36	2463.75	2	4 927.50	09/06/2020		140666 09/01/2014
E	02M016	KEYPAD: COMMON BASE ACE9000 (I	77.47	9	697.23	11/04/2018		126410
E	02M045	MODEM: E+ EA GPRS 04 WITH RS48	321.121	169	54 269.51	23/12/2016		104584 17/02/2017
E	02M060	MINIATURE SUBSTATION:630KVA 11	1900	10	19 000.00	09/06/2020		140666 22/01/2019
E	02M204	MINIATURE SUBSTATION:800KVA 11	519437.765	2	1 038 875.53	07/08/2019		137349 15/07/2022
E	02M205	TERMINATION: OUTDOOR 95- 240MM(385687.36	1	385 687.36	12/05/2016		107158 12/12/2017
E	02T019	TERMINATION KIT:120-185MM 1200	655.675	7	4 589.73	11/07/2016		114571 26/10/2012
E	02T202	POLE MOUNTED TRANSFORMER: 50 K	1227.007	10	12 270.07	07/05/2020		143165 08/04/2013
E	02T301		22235	1	22 235.00	03/04/2019		132092 26/01/2022
					1 582 864.44			

Store	Bin No	Stock Item	Description	On Hand	Stock Value	Count	Difference
R	A0002	HP005A	HP 05A - CE505A P2055dn*P2035	10	15 180.00	10	0
R	A0004	HPCE255A	HP 55A CE255A P3015*500MFP*M52	18	45 086.04	18	0
R	A0009	R02M003	HP 92A C4092A - 1100.3200.3220	8	10 206.75	8	0
R	A0010	R02M001	HP 12A Q2612A - P1010*1012*101	41	57 111.26	41	0
R	A0011	R03I004	HP 35A CB435A BLACK P1005/P100	30	63 197.46	30	0
R	A0013	R02M008	HP 53A Q7553A - P2014*P2015*M2	17	21 250.00	17	0
R	A0014	HP0078	HP 78A CE278A BLACK P1566*P160	6	8 065.91	6	0
R	A0015	HP0085	HP 85A CE285A - LP 1102	26	30 514.07	26	0
R	A0016	CF280A	HP 80A (LJ PRO 400MFP PRINTER)	4	7 029.60	4	0
R	A0035	HP51641A	HP 41A CNHP51641A COLOUR DESKJ	4	1 013.06	4	0
R	A0036	HP007	HP 29 (HP51629A)(PRINTER NO LO	1	244.00	1	0
R	A0063	CAPG510B	CANON PGI-510 BLACK (CNCAPG510	17	4 004.53	17	0
R	A0074	R01R201	EPSON ERC30/34/38 (TM-U210D PR	7	296.45	7	0
R	A0092	C4820	HP 80 - C4820A - BLACK DESIGN	18	34 523.68	18	0
R	A0095	CP5525B	HP 650A - CE270A BLACK - CP552	4	13 084.93	4	0
R	A0127	R03I400	CANON FX-3 TONER	2	1 332.88	2	0
R	A0132	R70P012	COPY PAPER: A4 DEEP BLUE	10	1 672.97	10	0
R	A0133	R70P008	COPY PAPER: A4 LAZER BRIGHT GR	27	5 369.25	27	0
R	A0134	R70P006	COPY PAPER: A4 LAZER BRIGHT OR	1	167.30	1	0
R	A0135	R70P011	COPY PAPER: A4 VIOLET	16	2 676.80	16	0
R	A0136	R70P014	COPY PAPER: A4 LIME GREEN	23	2 730.90	23	0
R	A0138	R70P007	COPY PAPER: A4 CORAL PINK	12	1 993.24	12	0
R	A0139	R70P004	COPY PAPER: A4 MID BLUE (LIGHT	3	501.14	3	0
R	A0140	R70P010	COPY PAPER: A4 PEACH	9	1 483.76	9	0
R	A0141	R70P005	COPY PAPER: A4 FOREST GREEN	14	2 448.67	14	0
R	A0142	R70P003	COPY PAPER: A4 SUNLIGHT YELLOW	5	869.10	5	0
R	A0143	R70P013	COPY PAPER: A4 RED	8	1 338.39	8	0
R	A0144	R70P002	COPY PAPER: A3 WHITE	25	4 180.00	25	0
R	A0145	R70P001	COPY PAPER: A4 WHITE (ROTATRIM	835	71423.48	835	0
					R 408 995.62		

OV-510	W	2023	/06/30	15:44:58			Overstr	and Municipality			FlexGen4	(7.1U)	Page:
Bin No	Stock No	Code	Refer	Date	Quant	Value	Description	Vote No	User	Proc	Batc	h	Time
A0145	R70P001	ISS	0000148613	28/06/2023	-12	-1026.44	COPY PAPER: A4 WHITE	180220180000	KARINV		11502	1	104852
A0145	R70P001	ISS	0000158622	29/06/2023	-40	-3421.48	COPY PAPER: A4 WHITE	700220180000	SWOGQOYI		7908	1	85613
			Cou	nt : 2		-52	-4447.92						
			Cou	nt : 2		-52	-4447.92						

R-Stock TBW-Off

Annexure M
Page 1 of 1

Store	Bin No	Stock Item	Description	On Hand	Stock Value
R	A0035	HP51641A	HP 41A CNHP51641A COLOUR DESKJ	4	1 013.06
R	A0036	HP007	HP 29 (HP51629A)(PRINTER NO LO	1	244.00
R	A0092	C4820	HP 80 - C4820A - BLACK DESIGN	18	34 523.68
R	A0063	CAPG510B	CANON PGI-510 BLACK (CNCAPG510	17	4 004.53
R	A0127	R03I400	CANON FX-3 TONER	2	1 332.88
R	A0095	CP5525B	HP 650A - CE270A BLACK - CP552	4	13084.93

R 54 203.08

R-No-Move

Annexure N
Page 1 of 1

Store	Bin No	Stock Item	Description	On Hand	Stock Value	Last Trans
R	A0035	HP51641A	HP 41A CNHP51641A COLOUR DESKJ	4	1 013.06	22.03.2012
R	A0036	HP007	HP 29 (HP51629A)(PRINTER NO LO	1	244.00	22.01.2009
R	A0092	C4820	HP 80 - C4820A - BLACK DESIGN	18	34 523.68	25.04.2013
R	A0063	CAPG510B	CANON PGI-510 BLACK (CNCAPG510	17	4 004.53	23.05.2016
R	A0127	R03I400	CANON FX-3 TONER	2	1 332.88	21.08.2009
R	A0095	CP5525B	HP 650A - CE270A BLACK - CP552	4	13084.93	27.05.2013

R 54 203.08

Store	Bin No	Stock Item	Description	On Hand	Stock Value	Count	Difference	Action	Resolved / Unresolved
G	J0009	610005	OIL- HYDRAULIC 40	278.000	10 430.05	248.00	- 30.00	Oil required by Solid waste after sheets was printed Req No.	Resolved
G	B0051	50R3XL	RAIN SUITS: 3-XL - NAVY WITH R	0.000	3 468.16	3.00	- 1.00	Documents checked requisition found and transacted Req No.	Resolved
G	A0001	42K001	KITCHEN TOWELS: 24X60 SHT(2 PL	0.0	-	-	-		
G	A0002	42C002	CENTRE FEED PAPER TOWEL ROLLS:	0.0	-	-	-		
G	C0029	43B002	BLADES: 530MM BOWSAW	0.0	-	-	-		
G	A0003	42T002	TOILET PAPER	16.000	3 260.00	16.000	-		
G	A0004	43M100	MOP:300G JUMBO ROUND/METAL SOC	80.000	2 213.62	80.000	-		
G	A0005	43B102	BROOM: 30CM HOUSEHOLD (CODE 4	4.000	226.05	4.000	-		
G	A0006	43B101	BROOM: 30CM GUTTER (CODE 48001	0.0	-	-	-		
G	A0007	41B001	BLACK BAGS (750X950X40)	7700.000	8 060.70	7700.000	-		
G	B0001	50J030	JACKET: 30 CHEST SIZE 100% COT	0.0	-	-	-		
G	B0002	50J032	JACKET: 32 / 82 CHEST SIZE 100	24.000	3 029.44	24.000	-		
G	B0003	50J034	JACKET: 34 / 87 CHEST SIZE 100	8.000	1 721.36	8.000	-		
G	B0004	50J036	JACKET: 36 / 92 CHEST SIZE 100	25.000	3 407.19	25.000	-		
G	B0005	50J038	JACKET: 38 / 97 CHEST SIZE 100	12.000	2 389.15	12.000	-		
G	B0006	50J040	JACKET: 40 / 102 CHEST SIZE 10	21.000	4 512.36	21.000	-		
G	B0007	50J042	JACKET: 42 / 107 CHEST SIZE 10	26.000	5 607.08	26.000	-		
G	B0008	50J044	JACKET: 44 / 112 CHEST SIZE 10	27.000	5 641.26	27.000	-		
G	B0009	50J46	JACKET: 46 / 117CHEST SIZE 100	31.000	7 083.75	31.000	-		
G	B0010	50J048	JACKET: 48 / 122 CHEST SIZE 10	24.000	3 909.80	24.000	-		
G	B0011	50J050	JACKET: 50 / 127 CHEST SIZE 10	16.000	2 734.00	16.000	-		
G	B0012	50J052	JACKET: 52 / 132 CHEST SIZE 10	27.000	4 272.88	27.000	-		
G	B0013	50J054	JACKET: 54 / 137 CHEST SIZE 10	24.000	4 363.79	24.000	-		
G	B0014	50P030	PANTS: 30 / 77 WASTE 100% COTT	16.000	3 604.16	16.000	-		
G	B0015	50P032	PANTS: 32 / 82 WASTE 100% COTT	26.000	3 836.76	26.000	-		
G	B0016	50P034	PANTS: 34 / 87 WASTE 100% COTT	31.000	6 968.80	31.000	-		
G	B0017	50P036	PANTS: 36 / 92 WASTE 100% COTT	30.000	6 737.80	30.000	-		
G	B0018	50P038	PANTS: 38 / 97 WASTE 100% COTT	18.000	4 048.74	18.000	-		
G	B0019	50P040	PANTS: 40 / 102 WASTE 100% COT	25.000	3 631.50	25.000	-		
G	B0020	50P042	PANTS: 42 / 107 WASTE 100% COT	16.000	3 894.01	16.000	-		
G	B0021	50P044	PANTS: 44 / 112 WASTE 100% COT	16.000	3 637.23	16.000	-		
G	B0022	50P046	PANTS: 46 / 117 WASTE 100% COT	17.000	3 718.58	17.000	-		
G	B0023	50P048	PANTS: 48 / 122 WASTE 100% COT	20.000	3 149.43	20.000	-		
G	B0024	50P050	PANTS: 50 / 127 WASTE 100% COT	15.000	2 492.70	15.000	-		
G	B0025	50P052	PANTS: 52 / 132 WASTE 100% COT	24.000	4 274.15	24.000	-		
G	B0026	50P054	PANTS: 54 / 137 WASTE 100% COT	11.000	3 346.49	11.000	-		
G	B0027	51S004	SAFETY BOOTS: SIZE 4 BLACK	11.000	4 396.90	11.000	-		
G	B0028	51S005	SAFETY BOOTS: SIZE 5 BLACK	11.000	4 580.43	11.000	-		
G	B0029	51S006	SAFETY BOOTS: SIZE 6 BLACK	3.000	2 084.65	3.000	-		
G	B0030	51S007	SAFETY BOOTS: SIZE 7 BLACK	10.000	4 179.00	10.000	-		

G B0033	51S010	SAFETY BOOTS: SIZE 10 BLACK	10.000	4 005.11	10.000	-		
G B0034	51S011	SAFETY BOOTS: SIZE 11 BLACK	3.000	1 198.02	3.000	-		
G B0035	51S012	SAFETY BOOTS: SIZE 12 BLACK	7.000	1 597.54	7.000	-		
G B0037	51GS004	GENTS SAFETY SHOES: SIZE 4	8.000	3 343.20	8.000	-		
G B0038	51GS005	GENTS SAFETY SHOES: SIZE 5	12.000	4 822.37	12.000	-		
G B0039	51GS006	GENTS SAFETY SHOES: SIZE 6	7.000	2 884.74	7.000	-		
G B0040	51GS007	GENTS SAFETY SHOES: SIZE 7	0.0	.	-	-		
G B0041	51GS008	GENTS SAFETY SHOES: SIZE 8	9.000	3 578.58	9.000	-		
G B0042	51GS009	GENTS SAFETY SHOES: SIZE 9	5.000	1 791.75	5.000	-		
G B0043	51GS010	GENTS SAFETY SHOES: SIZE 10	9.000	3 547.68	9.000	-		
G B0044	51GS011	GENTS SAFETY SHOES: SIZE 11	4.000	1 423.92	4.000	-		
G B0045	51GS012	GENTS SAFETY SHOES: SIZE 12	5.000	1 711.25	5.000	-		
G B0046	50RSML	RAIN SUITS: SMALL - NAVY WITH	50.000	37 973.00	50.000	-		
G B0047	50RMED	RAIN SUITS: MEDIUM - NAVY WITH	50.000	37 973.00	50.000	-		
G B0048	50RLAR	RAIN SUITS: LARGE - NAVY WITH	41.000	31 137.80	41.000	-		
G B0049	50RXLA	RAIN SUITS: X-LARGE - NAVY WIT	41.000	34 237.92	41.000	-		
G B0050	50R2XL	RAIN SUITS: 2-XL - NAVY WITH R	21.000	18 332.26	21.000	-		
G B0054	52GS004	GUMBOOT: STEEL TOE SIZE 4	5.000	839.56	5.000	-		
G B0055	52GS005	GUMBOOT: STEEL TOE SIZE 5	11.000	1 762.69	11.000	-		
G B0056	52GS006	GUMBOOT: STEEL TOE SIZE 6	5.000	853.87	5.000	-		
G B0057	52GS007	GUMBOOT: STEEL TOE SIZE 7	5.000	925.47	5.000	-		
G B0058	52GS008	GUMBOOT: STEEL TOE SIZE 8	5.000	954.15	5.000	-		
G B0059	52GS009	GUMBOOT: STEEL TOE SIZE 9	8.000	1 376.46	8.000	-		
G B0060	52GS010	GUMBOOT: STEEL TOE SIZE 10	9.000	1 579.79	9.000	-		
G B0061	52GS011	GUMBOOT: STEEL TOE SIZE 11	3.000	471.81	3.000	-		
G B0062	52GS012	GUMBOOT: STEEL TOE SIZE 12	0.0	.	-	-		
G C0001	52G005S	GLOVES: LATEX GLOVES SMALL -	0.0	.	-	-		
G C0002	52G005M	GLOVES: LATEX GLOVES MEDIUM -	21.000	2 056.96	21.000	-		
G C0003	52G005L	GLOVES: LATEX GLOVES LARGE -	0.0	.	-	-		
G C0003A	COVID031	MASK: SURGICAL WITH ELASTIC SI	0.0	.	-	-		
G C0004	52M001	MASK: WELDING RESPIRATOR (#992	340.000	4 412.52	340.000	-		
G C0005	52M002	MASK: DISPOSABLE 3M(#8810)SABS	109.000	2 311.57	109.000	-		
G C0005A	52M010	BREATHABLE, DURABLE, MESH MASK	132.000	4 585.68	132.000	-		
G C0006	COVID049	DISINFECTANT: (5L) F10 SC VET	7.000	11 270.00	7.000	-		
G C0007	COVID048	SANITIZER: 25L 70% ACHOHOL BAS	2.000	1 210.00	2.000	-		
G C0008	COVID047	SANITIZER: (5L) 70% ALCOHOL BA	57.000	6 952.13	57.000	-		
G C0009	52G003	GLOVES: CRAYFISH	96.000	1 325.76	96.000	-		
G C0010	COVID053	SPRAY BOTTLES: 250ML	24.000	173.52	24.000	-		
G C0011	52G004	GLOVES: PVC KNIT CUFF(M/W)	255.000	2 721.88	255.000	-		
G C0012	50G002	PVC Shoulder Length Gloves, Ga	18.000	621.00	18.000	-		
G C0013	52G001	GLOVES: 20CM HEAVY WEIGHT (412	85.000	1 997.50	85.000	-		
G C0014	43B301	TOILET BRUSH: CURVED PIPE	24.000	546.97	24.000	-		
G C0014A	43B400	BUCKETS: 10L PLASTIC	22.000	319.67	22.000	-		
G C0016	43B004	BLADES: 900MM BOWSAW	2.000	40.56	2.000	-		
G C0017	43P001	PADLOCKS: 40MM BRASS KEYED ALI	9.000	1 036.98	9.000	-		
G C0018	12P001	PADLOCKS: 50MM BRASS KEYED ALI	0.0	.	-	-		
G C0019	52F001	FACE SHIELD: CLEAR (COMPLETE UN	0.0	.	-	-		
G C0020	51S002	SAFETY SPECS: CLEAR EURO(2-1.2)	216.000	1 350.00	216.000	-		

G	C0021	00B008	BLADE KIT: BANANA (Part No H18	13.000	3 702.13	13.000	-		
G	C0022	00B001	BLADE KIT: BLOWER MOWER (Part	60.000	14 371.20	60.000	-		
G	C0023	00B006	BLADE KIT: KUDU FOR KUDU 750	24.000	1 031.18	24.000	-		
G	C0024	43D100	GRINDING DISC:115MM (STEEL)	45.000	838.10	45.000	-		
G	C0025	43D002	CUTTING DISC:230MM (STEEL)	33.000	783.40	33.000	-		
G	C0026	43D003	CUTTING DISC:230X3X2.3MM STON	13.000	317.07	13.000	-		
G	C0027	43D001	CUTTING DISC:115X1.6X22MM STEE	75.000	990.00	75.000	-		
G	C0028	43B001	BLADES: 24T HACKSAW	117.000	2 070.45	117.000	-		
G	C0030	43B200	BOWSAW: 530MM	4.000	282.38	4.000	-		
G	C0031	63W010	WELDING RODS 3.2MM ISO 636	3.000	853.98	3.000	-		
G	C0032	63W001	WELDING RODS 2.5MM SABS ISO 63	12.000	2 712.92	12.000	-		
G	C0033	61P002	PENETRATING OIL (400 ML)	24.000	1 239.66	24.000	-		
G	C0034	63T100	NYLON TRIMMER LINE: 2.4MM X 2.	2.000	438.71	2.000	-		
G	C0035	61O007	OIL: SPECIAL TWO STROKE OIL (W	22.000	506.88	22.000	-		
G	C0036	61B001	BRAKE FLUID:DOT 4 SAE J1703, I	50.000	1 348.00	50.000	-		
G	C0037	11H300	HYDRANT VALVES: CAP TOP (MULTI	4.000	7 418.27	4.000	-		
G	C0038	10W011	WATERMETER: 50MM BULK (DUAL DR	2.000	6 580.39	2.000	-		
G	C0039	10W012	WATERMETER: 80MM HELIX 4000 (#	2.000	5 673.73	2.000	-		
G	C0040	10W013	WATERMETER:100MM HELIX 4000	1.000	4 240.29	1.000	-		
G	C0041	10W100	WATERMETER: 50MM COMBINATION W	1.000	9 563.07	1.000	-		
G	C0042	10W101	WATERMETER: 80MM COMBINATION W	2.000	24 850.00	2.000	-		
G	C0043	10W014	WATERMETER:100MM COMBINATION W	2.000	26 918.00	2.000	-		
G	D0001	11T204	TEES:100MMX50MM	0.0	-	-	-		
G	D0008	11F100	FLANGE TEES: 75X75MM	2.000	1 022.28	2.000	-		
G	D0009	11F101	FLANGE TEES:100X75MM	1.000	19.79	1.000	-		
G	D00198	11V205	VALVES: 150MM FLANGED HANDWHEE	0.0	-	-	-		
G	D0020	11V001	VALVES: 50MM PLAIN ENDED(U/G)	3.000	4 331.32	3.000	-		
G	D0021	11V101	VALVES: 63MM SOCKETED (CAP TOP	5.000	3 436.90	5.000	-		
G	D0022	11V002	VALVES: 75MM PLAIN ENDED(U/G)	5.000	9 793.48	5.000	-		
G	D0023	11V102	VALVES: 75MM SOCKETED (CAP TOP	1.000	1 477.22	1.000	-		
G	D0024	11V003	VALVES:100MM PLAIN ENDED(U/G)	2.000	5 379.68	2.000	-		
G	D0025	11V104	VALVES:110MM SOCKETED FB EPOXY	4.000	7 663.68	4.000	-		
G	D0026	11V007	VALVES:150MM PLAIN ENDED(U/G)	0.0	-	-	-		
G	D0027	11V106	VALVES:100MM SOCKETED (CAP TOP	2.000	11 915.30	2.000	-		
G	D0028	11V008	VALVES:200MM PLAIN ENDED(U/G)	0.0	-	-	-		
G	D0029	11V107	VALVES:200MM SOCKETED (CAP TOP	1.000	3 493.60	1.000	-		
G	D0032	10W0015	WATERMETER: 15MM WATER MANAGEM	16.000	36 141.60	16.000	-		
G	D0033	10W005	WATERMETER: 15MM OPTIMA BRASS	14.000	7 641.83	14.000	-		
G	D0034	10B106	BALL VALVE: 80MM Fx (3")	3.000	4 766.04	3.000	-		

G	D0035	10WD04	WATERMETER: 20MM IN BOX (#DW40	70.000	45 270.40	70.000	-	
G	D0036	10WD01	WATERMETER: 15MM ABOVE GROUND	25.000	15 125.00	25.000	-	
G	E0001	11R200	REPAIR CLAMP: 50MM AC (69-70MM	4.000	784.14	4.000	-	
G	E0002	11R201	REPAIR CLAMP: 75MM AC (93-104M	5.000	1 292.69	5.000	-	
G	E0003	11R202	REPAIR CLAMP:100MM AC (120-130	5.000	1 704.64	5.000	-	
G	E0004	11R204	REPAIR CLAMP:150MM AC (173-183	5.000	1 770.00	5.000	-	
G	E0005	11R205	REPAIR CLAMP:200MM AC (229-238	8.000	3 360.08	8.000	-	
G	E0006	11R300	REPAIR COUPLING: 50MM PVC CL12	0.0	-	-	-	
G	E0007	11R305	REPAIR COUPLING: 63MM PVC CL12	20.000	976.60	20.000	-	
G	E0008	11R301	REPAIR COUPLING: 75MM PVC CL12	18.000	1 076.04	18.000	-	
G	E0009	11R302	REPAIR COUPLING: 90MM PVC CL12	24.000	1 082.54	24.000	-	
G	E0010	11R303	REPAIR COUPLING:110MM PVC CL12	2.000	142.98	2.000	-	
G	E0011	11R304	REPAIR COUPLING:160MM PVC CL12	8.000	1 397.01	8.000	-	
G	E0012	11S300	SOCKET: 63MM PVC CL12 (S/W)	4.000	14.28	4.000	-	
G	E0013	11A001	ADAPTOR: 50MM CL12 PVC/AC	11.000	298.16	11.000	-	
G	E0014	11A002	ADAPTOR: 63MM CL12 PVC/AC	15.000	627.02	15.000	-	
G	E0015	11A003	ADAPTOR: 75MM CL12 PVC/AC	9.000	399.74	9.000	-	
G	E0016	11A004	ADAPTOR: 90MM CL12 PVC/AC	9.000	416.85	9.000	-	
G	E0017	11A005	ADAPTOR:110MM CL12 PVC/AC	5.000	489.69	5.000	-	
G	E0018	11A007	ADAPTOR:160MM CL12 PVC/AC	0.0	-	-	-	
G	E0019	11F001	FLANGE ADAPTOR: 50MM AC/63MM P	4.000	712.74	4.000	-	
G	E0020	11F002	FLANGE ADAPTOR: 75MM PVC (72-8	4.000	1 193.88	4.000	-	
G	E0021	11F003	FLANGE ADAPTOR:100MM AC/110MM	2.000	467.45	2.000	-	
G	E0022	11F004	FLANGE ADAPTER: 150MM AC / 100	2.000	996.54	2.000	-	
G	E0023	10C001	COUPLING: 15MM C/C (IASWIC ACC	50.000	940.50	50.000	-	
G	E0024	10C002	COUPLING: 15MM FEMALE (C.F.I)	12.000	198.89	12.000	-	
G	E0025	10C003	COUPLING: 15MM MALE (C.M.I) JA	56.000	919.51	56.000	-	
G	E0026	10C004	COUPLING: 20MM C/C (IASWIC ACC	117.000	4 271.67	117.000	-	
G	E0027	10C005	COUPLING: 20MM FEMALE (C.F.I)	63.000	1 741.90	63.000	-	
G	E0028	10C006	COUPLING: 20MM MALE (C.M.I)(JA	60.000	1 725.60	60.000	-	
G	E0029	10R001	REDUCER COUPLING: 20X15MM C/C	43.000	1 311.93	43.000	-	
G	E0030	10R002	REDUCER COUPLING: 20MMX15MM MA	67.000	1 273.13	67.000	-	
G	E0031	10E001	ELBOW: 15MM C/C (IASWIC ACCEPT	75.000	1 417.06	75.000	-	
G	E0032	10E004	ELBOW: 15MM WALL-PLATE (C.F.I)	105.000	3 150.00	105.000	-	
G	E0033	10E005	ELBOW: 20MM CXC (IASWIC ACCEPT	3.000	94.28	3.000	-	
G	E0034	10E006	ELBOW: 20MM FEMALE (C.F.I)(IAS	103.000	3 282.44	103.000	-	

G E0035	10E007	ELBOW: 20MM MALE (C.M.I) (JASW	56.000	1 344.00	56.000	-		
G E0036	10E008	ELBOW: 20MM WALL PLATE (C.F.I)	50.000	2 450.00	50.000	-		
G E0037	10T300	TEES: 15MM C/C (JASWIC ACCEPTE	110.000	2 750.00	110.000	-		
G E0038	10T301	TEES: 20MM C/C (JASWIC ACCEPTE	11.000	484.00	11.000	-		
G E0039	10T321	TEES: 25MM PLASSON (JASWIC ACC	26.000	761.18	26.000	-		
G E0041	10B001	BALL COCKS: 20MM MUNICIPAL M/F	27.000	7 451.73	27.000	-		
G E0042	10G001	GATE VALVE: 20MM FXF (JASWIC A	20.000	2 323.20	20.000	-		
G E0043	10G002	GATE VALVE: 28MM FXF (JASWIC A	35.000	5 950.00	35.000	-		
G E0044	10T200	TAPS: 15MM HOSE BIBCOCK (JASWI	9.000	2 028.34	9.000	-		
G E0045	10T201	TAPS: 20MM HOSE BIBCOCK (JASWI	7.000	1 904.00	7.000	-		
G E0046	10T240	TAPS: 15MM HOSE BIBCOCK (PLAST	67.000	2 075.66	67.000	-		
G E0047	10T400	THREAD TAPE	150.000	664.51	150.000	-		
G E0048	10S003	STOP ENDS: 25MM PLASSON (HDPE	29.000	377.00	29.000	-		
G E0049	10R020	REDUCER NYLON: 22X15MM FEMALE-	105.000	938.09	105.000	-		
G E0050	10E020	ELBOW: 25X22MM MALE PLASSON	4.000	56.93	4.000	-		
G E0051	10E019	ELBOW: 25X15MM MALE PLASSON	42.000	568.94	42.000	-		
G E0052	10E018	ELBOW: 20MM PLASSON MALE	169.000	2 788.97	169.000	-		
G E0053	10C021	COUPLING: 25MM PLASSON(HDPE CO	26.000	507.66	26.000	-		
G E0054	10R021	REDUCER COUPLER: 25X20MM PLASS	0.0	-	-	-		
G E0055	10C020	COUPLING: 20MM PLASSON (HDPE C	25.000	416.00	25.000	-		
G E0056	10A006	ADAPTOR: 25MMX25MM MALE PLASSO	54.000	621.03	54.000	-		
G E0057	10A005	ADAPTOR: 25MMX22MM MALE PLASSO	27.000	294.30	27.000	-		
G E0058	10A001	ADAPTOR: 20MMX15MM MALE PLASSO	36.000	336.76	36.000	-		
G E0059	11B201	BOLTS & NUTS: 16X90MM HEX HALF	30.000	456.89	30.000	-		
G E0060	11B200	BOLTS & NUTS:16X85MM HDG F/TH	74.000	766.79	74.000	-		
G E0061	11T002	T-BOLTS & NUTS:16X85MM BRASS	21.000	1 357.88	21.000	-		
G E0062	11T001	T-BOLTS & NUTS:12X85MM BRASS	0.0	-	-	-		
G E0063	10M001	MASTER FLO VALVE:100 KPA	4.000	2 229.44	4.000	-		
G E0066	10P100	PLUGS: 15MM GALV MC HOLLOW	25.000	67.50	25.000	-		
G E0067	10P101	PLUGS: 22MM GALV MC HOLLOW	40.000	135.47	40.000	-		
G E0068	10T100	TAP JUMPERS:15MM BRASS - HP	15.000	480.94	15.000	-		
G E0069	10T101	TAP JUMPERS:22MM BRASS - HP	16.000	1 074.56	16.000	-		
G E0070	10R101	RINGS:22MM CONEX	100.000	116.00	100.000	-		
G E0071	10R100	RINGS:15MM CONEX	0.0	-	-	-		
G E0072	G0204C07	FERRULES: 20MM MALE	4.000	352.76	4.000	-		
G E0073	10B200	BRASS RUNNING NIPPLE:20MM	1.000	58.48	1.000	-		
G E0074	10S002	STOP ENDS: 20MM CONEX	23.000	465.47	23.000	-		
G E0075	10S001	STOP ENDS: 15MM CONEX	0.0	-	-	-		

G	E0076	10T212	TAPS: 20MM C/C STOPCOCK (JASWI)	10.000	3 433.83	10.000	-		
G	E0077	10T213	TAPS: 20MM FEMALE STOPCOCK (JA)	12.000	2 885.28	12.000	-		
G	E0078	10T210	TAPS: 15MM C/C STOPCOCK (JASWI)	16.000	3 509.08	16.000	-		
G	E0079	11C101	COUPLING: 75MM SHORT COLLAR	3.000	362.54	3.000	-		
G	E0080	11C100	COUPLING: 50MM SHORT COLLAR	28.000	2 805.54	28.000	-		
G	E0081	11S016	SADDLE:350MMX22MM C/I COD	3.000	1 455.00	3.000	-		
G	E0082	11S015	SADDLE:300MMX22MM C/I COD	6.000	1 020.48	6.000	-		
G	E0083	11S014	SADDLE:250MMX22MM C/I COD	3.000	723.57	3.000	-		
G	E0084	11S012	SADDLE:200MMX22MM C/I COD	1.000	181.57	1.000	-		
G	E0085	11S206	SADDLE:160MMX22MM PLASSON	0.0	-	-	-		
G	E0086	11S009	SADDLE:150MMX22MM C/I COD	6.000	940.34	6.000	-		
G	E0087	11S101	SADDLE:110MMX22MM AC/PVC	3.000	351.78	3.000	-		
G	E0088	11S204	SADDLE:110MMX22MM PLASSON	12.000	1 011.14	12.000	-		
G	E0089	11S005	SADDLE:100MMX22MM C/I COD	8.000	1 010.24	8.000	-		
G	E0090	11S203	SADDLE: 90MMX22MM PLASSON	7.000	505.78	7.000	-		
G	E0091	11S202	SADDLE: 75MMX22MM PLASSON	10.000	674.20	10.000	-		
G	E0092	11S002	SADDLE: 75MMX22MM C/I COD	9.000	1 055.34	9.000	-		
G	E0093	11S201	SADDLE: 63MMX22MM PLASSON	5.000	289.33	5.000	-		
G	E0094	11S200	SADDLE: 50MMX22MM PLASSON	11.000	353.32	11.000	-		
G	E0095	11S001	SADDLE: 50MM X 22MM C/I COD	14.000	1 523.62	14.000	-		
G	E0096	11D002	DENSO TAPE (100MM)	4.000	398.24	4.000	-		
G	E0097	11C307	UNIVERSAL COUPLING:200MM PVC/1	6.000	2 939.39	6.000	-		
G	E0098	11C306	UNIVERSAL COUPLING:180MM PVC/1	2.000	1 078.35	2.000	-		
G	E0099	11C305	COUPLING: UNIVERSAL 110MM PVC/	7.000	2 760.42	7.000	-		
G	E0100	11C304	UNIVERSAL COUPLING: 90MM PVC {	9.000	3 124.00	9.000	-		
G	E0101	11C302	COUPLING: UNIVERSAL 75MM PVC {	6.000	1 197.03	6.000	-		
G	E0102	11C301	COUPLING: UNIVERSAL 63MM PVC/5	8.000	1 793.80	8.000	-		
G	E0103	11C107	COUPLING:250MM SHORT COLLAR	2.000	1 188.88	2.000	-		
G	E0104	11C105	COUPLING:200MM SHORT COLLAR	2.000	1 066.69	2.000	-		
G	E0105	11C104	COUPLING:150MM SHORT COLLAR	1.000	456.00	1.000	-		
G	E0106	11C102	COUPLING:100MM SHORT COLLAR	4.000	665.52	4.000	-		
G	E0107	11C108	COUPLING:300MM SHORT COLLAR	2.000	1 586.10	2.000	-		
G	F0001	G0101B09	CIRCUIT BREAKER: 3PHASE 80AMP	7.000	8 861.38	7.000	-		
G	F0002	G0101C08	CIRCUIT BREAKER: 3PHASE 60AMP	6.000	4 356.84	6.000	-		
G	F0003	G0101C07	CIRCUIT BREAKER: 3PHASE 40AMP	6.000	3 055.44	6.000	-		

G	F0004	G0102B08	CIRCUIT BREAKER: 5/PHASE 80AMP	44.000	11 992.08	44.000	-	
G	F0005	G0101C02	CIRCUIT BREAKER: 5/PHASE 63AMP	5.000	845.22	5.000	-	
G	F0006	02C007	CIRCUIT BREAKER: 5AMP SAM QA-	22.000	1 949.42	22.000	-	
G	F0007	02C041	CIRCUIT BREAKER: 10AMP SAM QA-	28.000	2 517.76	28.000	-	
G	F0008	02C043	CIRCUIT BREAKER: 20AMP SAM QA-1	32.000	2 877.46	32.000	-	
G	F0009	G0102B11	SOLDERLESS EARTH CONNECTION	1.000	237.05	1.000	-	
G	F0010	G0102D04	BAND IT BUCKLES: 12.7MM (100'S	9.000	872.28	9.000	-	
G	F0011	G0102D03	BAND IT STRAP: 12.5X0.7MMX30M	7.000	2 785.02	7.000	-	
G	F0012	G0101B04	SHROUDS&CLIPS-THREE PHASE (SF1	35.000	2 021.19	35.000	-	
G	F0013	G0102E09	SHROUDS&CLIPS-SINGLE PHASE(SF1	15.000	420.00	15.000	-	
G	F0014	G0101E03	LIGHTNING ARRESTORS 11 KV	9.000	150.03	9.000	-	
G	F0015	G0102E02	END CAPS:16MM(LXAC116)	41.000	723.92	41.000	-	
G	F0016	G0102D02	PLUGTOPS:10A WHITE PVC	14.000	193.66	14.000	-	
G	F0017	G0101B10	FUSE: 30AMP FLYING	13.000	437.45	13.000	-	
G	F0021	G0102F16	FUSES: 80A 12KV STRIKER PIN (1	12.000	6 300.00	12.000	-	
G	F0022	G0102B10	FUSES:03A KEBXO	3.000	2 014.49	3.000	-	
G	F0024	G0102B15	FUSES:40A KEBXO	0.0	-	-	-	
G	F0025	G0102B14	FUSES:20A KEBXO	2.000	1 332.00	2.000	-	
G	F0026	G0102B12	GALV. ST. GUY GRIP (AL GREEN 1	0.0	-	-	-	
G	F0027	G0102B13	POLE TOP MAKE OFFS (5X8 PLP)	9.000	658.54	9.000	-	
G	F0028	G0103F09	FUSE LINK: 2AMP K-SPEED	20.000	448.00	20.000	-	
G	F0029	G0103F10	FUSE LINK: 3AMP STANDARD	20.000	253.01	20.000	-	
G	F0030	G0103F11	FUSE LINK: 10A STANDARD	4.000	63.18	4.000	-	
G	F0031	G0103F12	FUSE LINK: 15AMP STANDARD	28.000	443.98	28.000	-	
G	F0032	G0103F13	FUSE LINK: 20AMP STANDARD	16.000	268.31	16.000	-	
G	F0033	G0103F14	FUSE LINK: 25AMP K-SPEED	0.0	-	-	-	
G	F0034	G0103F15	FUSE LINK: 30AMP STANDARD	12.000	123.53	12.000	-	
G	F0035	G0103F16	FUSE LINK: 40AMP K-SPEED	11.000	139.13	11.000	-	
G	F0036	G0103F17	FUSE LINK: 50AMP STANDARD	20.000	671.00	20.000	-	
G	F0037	G0103F18	FUSE LINK: 65AMP STANDARD	9.000	135.99	9.000	-	
G	F0038	G0103F19	FUSE LINK: 80AMP STANDARD	31.000	782.01	31.000	-	
G	F0039	G0103F20	FUSE LINK:100AMP STANDARD	22.000	642.52	22.000	-	
G	F0040	G0101B21	CRIMPING LUGS: 95X12MM COPPER	61.000	1 333.97	61.000	-	
G	F0041	G0101B20	CRIMPING LUGS: 70X10MM COPPER	76.000	515.12	76.000	-	
G	F0042	G0101B19	CRIMPING LUGS: 50X10MM COPPER	52.000	419.00	52.000	-	
G	F0043	G0101B18	CRIMPING LUGS: 35X12MM COPPER	46.000	275.34	46.000	-	
G	F0044	G0101B17	CRIMPING LUGS: 25X10MM COPPER	34.000	75.48	34.000	-	
G	F0045	G0102C010	CRIMPING LUGS:10X0MM COPPER	600.000	2 005.96	600.000	-	
G	F0046	G0102C07	K-CLAMPS: K40	42.000	838.17	42.000	-	
G	F0047	G0102C10	K-CLAMPS: K32	31.000	372.20	31.000	-	
G	F0048	G0102C06	K-CLAMPS: 20MM	63.000	749.75	63.000	-	
G	F0049	G0102C09	K-CLAMPS: K16	45.000	5 400.00	45.000	-	
G	F0050	G0101B05	END CONNECTORS & SLEEVES:NO 2	286.000	1 744.00	286.000	-	
G	F0051	G0101B16	CRIMPING FERRULE: 95MM COPPER	28.000	301.15	28.000	-	
G	F0052	G0101B15	CRIMPING FERRULE: 70MM COPPER	13.000	78.21	13.000	-	

G	F0053	G0101B14	CRIMPING FERRULE: 30MM COPPER	26.000	114.40	26.000	-		
G	F0054	G0101B13	CRIMPING FERRULE: 35MM COPPER	65.000	159.16	65.000	-		
G	F0055	G0101B12	CRIMPING FERRULE: 25MM COPPER	96.000	172.80	96.000	-		
G	F0056	G0102B02	CRIMPING FERRULE: 16MM COPPER	500.000	1 130.00	500.000	-		
G	F0057	G0102C01	LINE TAPS: 25MM (MO 4)	0.0	-	-	-		
G	F0058	G0102C02	LINE TAPS: 35MM (MO2)	44.000	755.02	44.000	-		
G	F0059	G0102C03	LINE TAPS: 50MM (MO D)	40.000	1 526.01	40.000	-		
G	F0060	G0102C04	LINE TAPS: 70MM (MO 3/0)	0.0	-	-	-		
G	F0061	G0102C05	LINE TAPS: 130MM (MO 5/8)	20.000	1 957.20	20.000	-		
G	F0062	G0103F06	GLOVES: RUBBER(SIZE 10 - 1100V)	7.000	2 756.25	7.000	-		
G	F0063	G0101C05	GLANDS & SHROUDS: No.3 CABLE	13.000	1 006.74	13.000	-		
G	F0064	G0101C04	GLAND & SHROUD: No.2	19.000	1 094.74	19.000	-		
G	F0065	G0102B06	GLANDS:NO.2 PVC	20.000	405.00	20.000	-		
G	F0066	G0102D09	INSULATION TAPE: RED (NO.35)	30.000	3 365.11	30.000	-		
G	F0067	G0102D10	INSULATION TAPE: WHITE (NO.35)	18.000	1 964.52	18.000	-		
G	F0068	G0102D11	INSULATION TAPE: BLUE (NO.35)	25.000	2 782.66	25.000	-		
G	F0069	G0102D07	INSULATION TAPE: BLACK (+33)	15.000	1 680.00	15.000	-		
G	F0071	G0102D06	RUBBER TAPE: 34MMX3.2MMX1.6M	37.000	5 548.91	37.000	-		
G	F0072	43T001	BARRIER TAPE: 75MMX300MX30MIC	2.000	164.27	2.000	-		
G	F0073	G02T002	DANGER TAPE: 300MMX60MIC	2.000	2 240.00	2.000	-		
G	F0074	G0101B03	LOCK:40MM MODLOCK YELLOW C L	119.000	17 673.52	119.000	-		
G	F0075	G0101B11	LOCK:40MM MODLOCK ORANGE B L	120.000	17 822.03	120.000	-		
G	F0076	G0101B07	LOCK: 40MM MODLOCK BROWN A L	190.000	27 805.49	190.000	-		
G	F0077	02M045	KEYPAD: COMMON BASE ITRON ACE9	101.000	32 335.83	101.000	-		
G	G0001	025001	HEAT SHRINK LOW VOLTAGE JOINT	109.000	4 870.12	109.000	-		
G	G0002	025002A	HEAT SHRINK LOW VOLTAGE JOINT	9.000	681.39	9.000	-		
G	G0003	025003	HEAT SHRINK LOW VOLTAGE JOINT	3.000	686.47	3.000	-		
G	G0004	025004	HEAT SHRINK LOW VOLTAGE JOINT	6.000	1 963.55	6.000	-		
G	G0005	02T202	TERMINATION KIT:120-185MM 1200	6.000	7 433.90	6.000	-		
G	G0006	02T102	TERMINATION KIT:120-185MM 050T	3.000	2 301.93	3.000	-		
G	G0007	G0102B10	TERMINATION KIT: 16-35MM HEAT	0.0	-	-	-		
G	G0008	G0102B012	TERMINATION KIT: 50-95MM 1200T	1.000	2 055.51	1.000	-		
G	G0009	G0102B011	TERMINATION KIT: 50-95MM 050T	1.000	1 442.39	1.000	-		
G	G0010	G0102B010	TERMINATION KIT: 16-35MM 1200T	0.0	-	-	-		
G	G0011	02J101	JOINT: 50-95MM HEAT SHRINK JOI	0.0	-	-	-		
G	G0012	G0101E05	SPLIT METER: BEC 44 PL (Part N	23.000	9 466.80	23.000	-		
G	G0012B	02M051	METER: 80 AMP SPLIT RADIO FREQ	47.000	23 236.80	47.000	-		
G	G0013	02M052	KEYPAD FOR 80 AMP SPLIT RADIO	45.000	18 439.66	45.000	-		
G	G0014	02M055	ANTENNA WMI (WIRELESS METER IN	74.000	21 270.83	74.000	-		

G-Store

Annexure O
Page 9 of 11

G	G0015	G0101E010	KEYPAD BEC 44 PL	34.000	3 557.08	34.000	-		
G	G0016	G0101E04	METER:3PHASE 10(100)AMP CONVEN	0.0		-	-		
G	G0017	G0102E03	METER:SINGLE PHASE CONVENTIONA	0.0		-	-		
G	G0018	02M100	METER: COMMON BASE	18.000	7 416.00	18.000	-		
G	G0019	02M101	BASE FOR 5/PHASE PREPAID COMPA	63.000	6 212.15	63.000	-		
G	G0019A	G02M030	METER:3-PHASE PLC SPLIT METER	5.000	6 000.00	5.000	-		
G	G0020	G0102F09	METER:3PHASE PRE-PAID-10(100)A	0.0		-	-		
G	G0020A	02M070	METER: MRF E400 1 PH PLC (LAND	172.000	191 160.80	172.000	-		
G	G0020B	02M080	KEYPAD: P160 PLC CIU PLUG & CO	167.000	103 373.00	167.000	-		
G	G0020C	02M075	METER: MRF 3PH G3-PLC 9LANDIS	5.000	8 471.20	5.000	-		
G	G0021	02M046	ITRON PLC METER	62.000	32 240.00	62.000	-		
G	G0022	02M047	KEYPAD: STAND ALONE KEYPAD (IT	0.0		-	-		
G	G0023	G0102B09	CONTACTOR: 230V COIL RAB 33 RI	0.000	4 502.59	0.000	-		
G	G0024	02L090	LAMP: 11W ENERGY SAVER ES	34.000	979.20	34.000	-		
G	G0025	02L091	LAMP: 11W ENERGY SAVER BC	47.000	1 353.60	47.000	-		
G	G0026	G0102C11	DAYLIGHT SWITCH: 18A SPECTRUM	17.000	2 998.87	17.000	-		
G	G0027	G0102C06	DAYLIGHT SWITCH: 16A NATIONAL	20.000	5 561.81	20.000	-		
G	G0028	02C001	CHOKE: 70 WATT HPS TRIDONIC	28.000	5 208.00	28.000	-		
G	G0029	02C003	CHOKE:125 WATT MERCURY VAPOUR	28.000	6 014.40	28.000	-		
G	G0030	02C005	CHOKE:250 WATT MERCURY VAPOUR	11.000	2 758.16	11.000	-		
G	G0031	G0101D07	LAMP: 70W HPS SON-E E27 INTERN	78.000	7 488.00	78.000	-		
G	G0032	G0101D08	LAMP: 70W NAVT SUPER	32.000	2 049.60	32.000	-		
G	G0033	G0101D04	LAMP:125W MERCURY VAPOUR E27	96.000	4 262.40	96.000	-		
G	G0034	G0101D03	LAMP:250W NAV-E HPS	0.0		-	-		
G	G0036	G0102F12	FUSES:36A KEBKO H.S	2.000	743.66	2.000	-		
G	G0037	G0102F05	DROPOUT FUSES: 11KV SIL C/D 56	0.0		-	-		
G	G0040	70P001	COPY PAPER: A4 WHITE	5.000	427.69	5.000	-		
G	H0001	40A001	ALL PURPOSE CLEANER / 5L	35.000	1 583.40	35.000	-		
G	H0002	40B001	BLACK DIP (JEYES) / 5L	24.000	939.13	24.000	-		
G	H0003	40D001	DEO BLOCKS:LARGE-AIR FRESHENER	10.000	2 559.30	10.000	-		
G	H0004	40H001	HAND CLEANER GRIT / 500ML	13.000	233.58	13.000	-		
G	H0005	40U001	URINAL TABLETS /5KG	0.0		-	-		
G	H0006	40W001	AUTOMOTIVE WASH & WAX / 5L	25.000	1 129.00	25.000	-		
G	H0007	40F001	FLOOR POLISH (LIQUID) / 5L	7.000	648.02	7.000	-		
G	H0008	40D002	DISHWASHER (EXTRA CONCENTRATED	48.000	1 081.92	48.000	-		
G	H0009	44B005	BATTERY: TYPE D TORCH (PER PKT	13.000	812.01	13.000	-		
G	H0010	44B004	BATTERY: TYPE PM3 9V	16.000	1 041.28	16.000	-		
G	H0011	44B002	BATTERY: TYPE AA PENLIGHT LR6	0.0		-	-		
G	H0012	40B002	BLEACH / 5L	34.000	1 002.32	34.000	-		
G	H0013	40D003	DISINFECTANT: LAVENDER (SUPLOS	32.000	1 296.01	32.000	-		
G	H0014	40H002	LIQUID HANDSOAP / 5L	40.000	1 565.21	40.000	-		
G	H0018	40H003	HANDY ANDY / 5L	15.000	530.85	15.000	-		
G	H0019	40D004	DISINFECTANT: PINE OIL-BASED (10.000	373.92	10.000	-		

G-Store

Annexure O
Page 10 of 11

G	ID001	41R001	RECYCLE BAGS:750X950X25	10500.000	7 387.50	10500.000	-		
G	ID002	40R001	RAGS (100% COTTON)	3.000	200.88	3.000	-		
G	ID004	43H002	HANDLE: PICK 1ST GRADE VARNISH	10.000	413.01	10.000	-		
G	ID005	43P100	PICK HEAD CND	7.000	1 407.98	7.000	-		
G	ID005A	43R003	RAKE: FAN PLASTIC + HANDLE (MA	0.0	-	-	-		
G	ID006	43R002	RAKE: 10T STEEL GARDEN	13.000	1 392.44	13.000	-		
G	ID007	43S001	SHOVEL: ROUND NOSE	8.000	1 353.12	8.000	-		
G	ID008	43S003	SPADE: No. 2 DIGGING	0.0	-	-	-		
G	ID009	43F001	FORK: 4 PRONG	11.000	2 302.72	11.000	-		
G	ID010	G0103F05	CABLE:10MMX2CORE CU PVC SWA	0.0	-	-	-		
G	ID011	G0103F04	CABLE:10MMX2 AIRDAC(SPLIT CONC	1000.000	88 414.76	1000.000	-		
G	ID012	G0103F02	CABLE:10MMX4CORE PVC SWA	418.000	77 067.81	418.000	-		
G	ID013	02C038	CABLE: 6MMX2CORE SWA PVC (SANS	275.000	17 212.61	275.000	-		
G	ID014	G0103F08	WIRE:10MM BARE COPPER	1000.000	31 522.28	1000.000	-		
G	J0001	10P010	PIPE: 15MM POLY COP	500.000	1 410.00	500.000	-		
G	J0004	10P011	PIPE: 22MM POLY COP	300.000	1 580.10	300.000	-		
G	J0005	10P020	PIPE: 25MM PLASSON HDPE CL12	100.000	508.00	100.000	-		
G	J0007	01O001	OIL: 15-W40 MIXED FLEET ENGIN	175.000	8 140.40	175.000	-		
G	J0007A	01O004	OIL: DIESEL SAE 30 (API-CD/SF	33.000	787.58	33.000	-		
G	J0008	01O002	OIL: 80W90 TM AUTOMOTIVE GEAR	597.000	20 065.18	597.000	-		
G	J0010	07O001	TRANSFORMER OIL: 210L (VIRGIN)	1.000	7 899.10	1.000	-		
G	J0011	01P001	PARAFFIN	200.000	3 562.00	200.000	-		
G	J0012	01G002	GREASE: MULTIS EP2 / 15KG	5.000	5 750.92	5.000	-		
G	J0013	01A001	ANTI-FREEZE: RADIATOR POWER 50	236.000	0 272.21	236.000	-		
G	J0016	30H001	HYDRANT BOX (TYPE 5 POLYMER)	6.000	3 889.34	6.000	-		
G	K0001	11P106	PIPE: 90MM X 4M CL12 PVC BELL	10.000	2 582.97	10.000	-		
G	K0002	11P202	PIPE: 75MMX0M CL12 PVC SOCKETE	10.000	4 069.38	10.000	-		
G	K0003	11P201	PIPE: 63MMX0M CL12 PVC SOCKETE	8.000	2 177.28	8.000	-		
G	K0004	11P200	PIPE: 50MMX0M CL12 PVC SOCKETE	0.0	-	-	-		
G	K0006	11P206	PIPE:100MMX0M CL12 PVC SOCKETE	8.000	12 206.93	8.000	-		
G	K0007	11P205	PIPE:110MMX0M CL12 PVC SOCKETE	10.000	7 389.60	10.000	-		
G	K0008	11P204	PIPE: 90MMX0M CL12 PVC SOCKETE	21.000	10 796.00	21.000	-		
G	K0009	G0103F01	PIPE:110MMX0M PLASDUCT	6.000	1 080.00	6.000	-		
G	K0010	11P208	PIPE:315MMX0M CL12 PVC SOCKETE	1.000	5 337.94	1.000	-		
G	K0011	31P001	GALV. STEEL POLE:3.0MX00MM +	0.0	-	-	-		
G	L0001	30G001	GULLEY FRAME+GRID (T8 POLYMER)	4.000	3 909.88	4.000	-		
G	L0002	30G002	REPLACEMENT GULLEY GRIDS (T8)	12.000	5 091.24	12.000	-		
G	L0003	30M001	MANHOLE COVER&FRAME:450X450MM(3.000	1 504.25	3.000	-		
G	L0004	30M002	MANHOLE COVER&FRAME:600X450MM(5.000	4 132.50	5.000	-		
G	L0005	30M003	MANHOLE COVER&FRAME:900MMX700M	1.000	1 239.76	1.000	-		
G	L0006	30M004	MANHOLE COVER&FRAME:CIRCULAR (2.000	2 493.30	2.000	-		

G	L0007	30M100	REPLACEMENT COVER: CIRCULAR TY	4.000	3 522.79	4.000	-		
G	L0008	30M101	REPLACEMENT COVER:450X450 (14B)	4.000	1 096.27	4.000	-		
G	L0009	30M102	REPLACEMENT COVER:600X450 (9D)	5.000	2 344.55	5.000	-		
G	L0010	30M103	REPLACEMENT COVER:900X600 (9E)	3.000	1 920.30	3.000	-		
G	L0011	G0203F06	BELL TOBY(TYPE 3A POLYMER)	0.0		-	-		
G	L0012	73B001	WHEEL BINS 240L GREEN	88.000	68 475.44	88.000	-		
G	L0012A	75D001	PLASTIC DOOR 820 (WIDE) X 1800	16.000	16 368.00	16.000	-		
G	L0013	30P200	STORMWATER PIPE:300MMX6MX8&N H	0.0		-	-		
G	L0014	30P201	STORMWATER PIPE:450MMX6MX8&N H	10.000	74 625.83	10.000	-		

2 044 596.41

G-Store_Trns-After_Stock

Annexure P
Page 1 of 1

Bin No	Stock No	Code	Refer	Date	Quant	Value	Description	Vote No	User	Proc	Batc	h	Time
J0009	61O005	ISS	160986	27/06/2023	-30	1 125.54	OIL: HYDRAULIC 46	670220210000	EBOTHA	6582	1	163221	
B0051	50R3XL	ISS	161062	27/06/2023	-1	911.36	RAIN SUITS: 3-XL - N	440222980000	EBOTHA	6583	1	163646	
F0074	G0101B03	ISS	161140	27/06/2023	-119	17 673.52	LOCK:40MM MODLOCK YE	280220180000	EBOTHA	6580	10	151902	
F0076	G0101B07	ISS	161140	27/06/2023	-190	27 805.49	LOCK: 40MM MODLOCK B	280220180000	EBOTHA	6580	8	151711	
F0075	G0101B11	ISS	161140	27/06/2023	-120	17 822.03	LOCK:40MM MODLOCK OR	280220180000	EBOTHA	6580	9	151800	
I0011	G0103F04	ISS	161140	27/06/2023	-380	33 597.32	CABLE:16MMX2 AIRDAC[280220180000	EBOTHA	6581	1	152423	
					-----	-----							
					Cou	nt: 6	-840 - 98 935.26						
I0013	02C038	REC	262901	28/06/2023	500	33 008.67	CABLE: 6MMX2CORE SWA		EBOTHA	6585	1	144759	
B0042	51GS009	REC	262912	29/06/2023	5	2 089.50	GENTS SAFETY SHOES:		EBOTHA	6587	1	134254	
					-----	-----							
					Cou	nt: 2	505 35 098.17						
G0020C	02M075	ISS	154544	30/06/2023	-1	1 694.24	METER: MRF 3PH G3-PL	440220210000	EBOTHA	6588	1	105029	
I0011	G0103F04	ISS	161142	30/06/2023	-35	3 094.52	CABLE:16MMX2 AIRDAC[280220180000	EBOTHA	6589	1	144841	
					-----	-----							
					Cou	nt: 2	-36 - 4 788.76						
					-----	-----							
					Cou	nt: 10	-371 - 68 625.85						

G-Stock-TBW-Off

Annexure Q

Page 1 of 1

Store Number	Stock Num	DESCRIPTION	Ave Price	Quantity On Hand	Stock Value	Last Iss Date	Last Iss No	Last Ord Date
G	G0102E09	SHROUDS&CLIPS:SINGLE PHASE(SF1	28.00	15	420.00	10/12/2019	139211	10/01/2020
G	G0101B04	SHROUDS&CLIPS:THREE PHASE (SF1	57.75	35	2 021.19	11/12/2019	139215	10/01/2020
G	G0101B10	FUSE: 30AMP FLYING	33.65	13	437.45	12/01/2009	57390	21/04/2008
					2 878.64			

G-No-Move

Annexure R

Page 1 of 2

Store	Stock Number	DESCRIPTION	Ave	Quantity	Stock	Last Iss	Last Iss	Last Ord
Number			Price	On Hand	Value	Date	No	Date
G	G0102E09	SHROUDS&CLIPS:SINGLE PHASE(SF1	28.00	15	420.00	10/12/2019	139211	10/01/2020
G	G0101B04	SHROUDS&CLIPS:THREE PHASE (SF1	57.75	35	2 021.19	11/12/2019	139215	10/01/2020
G	G0101B10	FUSE: 30AMP FLYING	33.65	13	437.45	12/01/2009	57390	21/04/2008
G	02S004	HEAT SHRINK LOW VOLTAGE JOINT	327.26	6	1 963.55	29/04/2020	140569	08/03/2019
G	02T102	TERMINATION KIT:120-185MM 650T	767.31	3	2 301.93	07/05/2018	127956	04/10/2013
G	10M001	MASTER FLO VALVE:100 KPA	557.36	4	2 229.44	26/02/2020	140279	08/04/2014
G	10T101	TAP JUMPERS:22MM BRASS - HP	67.16	16	1 074.56	17/04/2020	140467	19/11/2018
G	10W012	WATERMETER: 80MM HELIX 4000 (#	2 837.87	2	5 675.73	10/01/2020	139136	20/04/2020
G	10W100	WATERMETER: 50MM COMBINATION W	9 563.07	1	9 563.07	03/12/2019	139121	08/03/2019
G	11C100	COUPLING: 50MM SHORT COLLAR	100.20	28	2 805.54	22/07/2016	116821	29/08/2017
G	11C102	COUPLING:100MM SHORT COLLAR	166.38	4	665.52	27/09/2017	123234	29/08/2017
G	11C105	COUPLING:200MM SHORT COLLAR	533.35	2	1 066.69	31/01/2018	127660	02/08/2018
G	11C107	COUPLING:250MM SHORT COLLAR	594.44	2	1 188.88	22/11/2016	108998	29/08/2017
G	11C108	COUPLING:300MM SHORT COLLAR	793.05	2	1 586.10	27/02/2018	126986	19/04/2018
G	11C307	UNIVERSAL COUPLING:200MM PVC/1	489.90	8	3 919.18	14/05/2019	136357	02/08/2018
G	11F100	FLANGE TEES: 75X75MM	511.14	2	1 022.28	19/12/2017	152613	23/08/2013
G	11F101	FLANGE TEES:100X75MM	19.79	1	19.79	18/11/2015	110666	
G	11P208	PIPE:315MMX6M CL12 PVC SOCKET	5 337.94	1	5 337.94	06/02/2020	139082	25/03/2022
G	11S016	SADDLE:350MMX22MM C/I COD	485.00	3	1 455.00	14/03/2014	98875	10/08/2005
G	11S300	SOCKET: 63MM PVC CL12 (S/W)	3.57	4	14.28	15/10/2018	130350	28/11/2008
G	11V002	VALVES: 75MM PLAIN ENDED(U/G)	1 958.70	5	9 793.48	15/08/2019	137457	20/04/2020
G	11V003	VALVES:100MM PLAIN ENDED(U/G)	2 689.84	2	5 379.68	15/08/2019	137457	20/04/2020
G	11V106	VALVES:160MM SOCKETED (CAP TOP	5 957.65	2	11 915.30	13/06/2018	127547	02/03/2016
G	43B004	BLADES: 900MM BOWSAW	20.28	2	40.56	22/09/2017	125352	16/04/2013
G	50P052	PANTS: 52 / 132 WASTE 100% COT	178.09	24	4 274.15	23/06/2020	140588	05/11/2018
G	G0101C07	CIRCUIT BREAKER: 3PHASE 40AMP	509.24	6	3 055.44	11/12/2019	139214	08/05/2020

G-No-Move

Annexure R

Page 2 of 2

Store Number	Stock Number	DESCRIPTION	Ave Price	Quantity On Hand	Stock Value	Last Iss Date	Last Iss No	Last Ord Date
G	G0102B11	SOLDERLESS EARTH CONNECTION	237.65	1	237.65	15/01/2020	140401	18/05/2015
G	G0102F12	FUSES:36A KEBXO H.S	371.83	2	743.66	30/07/2013	93319	04/05/2009
G	G0103F12	FUSE LINK: 15AMP STANDARD	15.93	28	445.98	01/11/2018	131954	11/04/2019
G	G0103F16	FUSE LINK: 40AMP K-SPEED	12.65	11	139.13	24/06/2014	101160	22/09/2011
G	G0103F17	FUSE LINK: 50AMP STANDARD	33.55	20	671.00	01/11/2018	131954	12/11/2018
G	G0103F18	FUSE LINK: 65AMP STANDARD	15.11	9	135.99	24/06/2014	101160	05/12/2005
G	G0103F19	FUSE LINK: 80AMP STANDARD	25.23	31	782.01	28/12/2011	82235	12/04/2011
G	G0103F20	FUSE LINK:100AMP STANDARD	29.21	22	642.52	30/06/2011	77475	12/04/2011
					83 024.67			

Store	Bin No	Stock Item	Description	On Hand	Stock Value	Count	Difference
K	A0001	K70P001	COPY PAPER: A4 WHITE	210	17 931.73	210	0
K	B0001	50J060	JACKET: 60 / 152 CHEST SIZE 10	7	2 093.80	7	0
K	B0002	50J058	JACKET: 58 / 149 CHEST SIZE 10	5	1 296.00	5	0
K	B0003	50J056	JACKET: 56 / 142 CHEST SIZE 10	1	215.86	1	0
K	B0004	50J054	JACKET: 54 / 137 CHEST SIZE 10	4	923.24	4	0
K	B0005	50J052	JACKET: 52 / 132 CHEST SIZE 10	5	874.80	5	0
K	B0006	50J050	JACKET: 50 / 127 CHEST SIZE 10	6	1 390.32	6	0
K	B0007	50J048	JACKET: 48 / 122 CHEST SIZE 10	14	3 199.24	14	0
K	B0008	50J046	JACKET: 46 / 117 CHEST SIZE 10	5	1 013.42	5	0
K	B0009	50J044	JACKET: 44 / 112 CHEST SIZE 10	13	3 083.77	13	0
K	B0010	50J042	JACKET: 42 / 107 CHEST SIZE 10	13	3 020.34	13	0
K	B0011	50J040	JACKET: 40 / 102 CHEST SIZE 10	12	2 891.04	12	0
K	B0012	50J038	JACKET: 38 / 97 CHEST SIZE 100	13	2 735.54	13	0
K	B0013	50J036	JACKET: 36 / 92 CHEST SIZE 100	15	3 481.56	15	0
K	B0014	50J034	JACKET: 34 / 87 CHEST SIZE 100	11	2 323.35	11	0
K	B0015	50J032	JACKET: 32 / 82 CHEST SIZE 100	23	4 645.52	23	0
K	B0016	50J030	JACKET: 30 CHEST SIZE 100% COT	6	1 121.94	6	0
K	B0017	50P040	PANTS: 40 / 102 WASTE 100% COT	32	7 050.48	32	0
K	B0018	50P038	PANTS: 38 / 97 WASTE 100% COTT	44	9 902.64	44	0
K	B0019	50P036	PANTS: 36 / 92 WASTE 100% COTT	26	5 768.14	26	0
K	B0020	50P034	PANTS: 34 / 87 WASTE 100% COTT	21	4 730.46	21	0
K	B0021	50P032	PANTS: 32 / 82 WASTE 100% COTT	25	5 631.50	25	0
K	B0022	50P030	PANTS: 30 / 77 WASTE 100% COTT	30	6 757.80	30	0
K	B0023	50P060	PANTS: 60 / 152 WASTE 100% COT	11	3 963.85	11	0
K	B0024	50P058	PANTS: 58 / 142 WASTE 100% COT	0	-	0	0
K	B0025	50P056	PANTS: 56 / 142 WASTE 100% COT	8	1 436.64	8	0
K	B0026	50P054	PANTS: 54 / 137 WASTE 100% COT	4	831.60	4	0
K	B0027	50P052	PANTS: 52 / 132 WASTE 100% COT	17	3 046.57	17	0
K	B0028	50P050	PANTS: 50 / 127 WASTE 100% COT	31	6 477.13	31	0
K	B0029	50P048	PANTS: 48 / 122 WASTE 100% COT	6	1 241.28	6	0
K	B0030	50P046	PANTS: 46 / 117 WASTE 100% COT	19	5 135.13	19	0
K	B0031	50P044	PANTS: 44 / 112 WASTE 100% COT	21	4 400.08	21	0

K	B0032	50P042	PANTS: 42 / 107 WASTE 100% COT	22	4 822.78	22	0
K	C0001	51S100	LADIES SAFETY SHOES	1	337.00	1	0
K	C0003	51G010	GUMBOOTS	6	402.18	6	0
K	C0004	51GS012	GENTS SAFETY SHOES: SIZE 12	3	949.14	3	0
K	C0005	51GS011	GENTS SAFETY SHOES: SIZE 11	1	350.12	1	0
K	C0006	51GS010	GENTS SAFETY SHOES: SIZE 10	7	2 588.32	7	0
K	C0007	51GS009	GENTS SAFETY SHOES: SIZE 9	3	1 192.86	3	0
K	C0008	51GS008	GENTS SAFETY SHOES: SIZE 8	8	3 271.12	8	0
K	C0009	51GS007	GENTS SAFETY SHOES: SIZE 7	8	3 343.20	8	0
K	C0010	51GS006	GENTS SAFETY SHOES: SIZE 6	9	3 761.10	9	0
K	C0011	51GS005	GENTS SAFETY SHOES: SIZE 5	11	4 506.86	11	0
K	C0012	51GS004	GENTS SAFETY SHOES: SIZE 4	3	1 253.70	3	0
K	C0013	50R3XL	RAIN SUITS: 3-XL - NAVY WITH R	13	11 137.62	13	0
K	C0014	50R2XL	RAIN SUITS: 2-XL - NAVY WITH R	15	13 100.70	15	0
K	C0015	50RXL	RAIN SUITS: X-LARGE - NAVY WIT	20	16 708.40	20	0
K	C0016	50RLAR	RAIN SUITS: LARGE - NAVY WITH	40	30 378.40	40	0
K	C0017	50RMED	RAIN SUITS: MEDIUM - NAVY WITH	40	30 378.40	40	0
K	C0018	50RSML	RAIN SUITS: SMALL - NAVY WITH	35	26 529.95	35	0
K	C0019	51S008	SAFETY BOOTS: SIZE 8 BLACK	8	3 328.80	8	0
K	C0020	51S007	SAFETY BOOTS: SIZE 7 BLACK	12	5 013.99	12	0
K	C0021	51S006	SAFETY BOOTS: SIZE 6 BLACK	17	7 104.30	17	0
K	C0022	51S005	SAFETY BOOTS: SIZE 5 BLACK	18	7 522.20	18	0
K	C0023	51S004	SAFETY BOOTS: SIZE 4 BLACK	18	7 522.20	18	0
K	C0024	51S009	SAFETY BOOTS: SIZE 9 BLACK	10	4 126.45	10	0
K	C0025	51S010	SAFETY BOOTS: SIZE 10 BLACK	0	-	0	0
K	C0026	51S011	SAFETY BOOTS: SIZE 11 BLACK	1	397.63	1	0
K	C0027	51S012	SAFETY BOOTS: SIZE 12 BLACK	3	1 185.27	3	0
K	C0028	52GS004	GUMBOOT: STEEL TOE SIZE 4	6	924.84	6	0
K	C0029	52GS005	GUMBOOT: STEEL TOE SIZE 5	15	2 569.59	15	0
K	C0030	52GS012	GUMBOOT: STEEL TOE SIZE 12	9	1 243.74	9	0
K	C0031	52GS011	GUMBOOT: STEEL TOE SIZE 11	3	433.38	3	0
K	C0032	52GS010	GUMBOOT: STEEL TOE SIZE 10	11	2 099.14	11	0
K	C0033	52GS009	GUMBOOT: STEEL TOE SIZE 9	0	-	0	0
K	C0034	52GS008	GUMBOOT: STEEL TOE SIZE 8	13	2 480.80	13	0
K	C0035	52GS007	GUMBOOT: STEEL TOE SIZE 7	12	2 289.97	12	0
K	C0036	52GS006	GUMBOOT: STEEL TOE SIZE 6	12	2 288.09	12	0
K	D0000	10R101	RINGS:22MM CONEX	115	133.40	115	0
K	D0001	10B001	BALL COCKS: 20MM MUNICIPAL M/F	48	13 274.88	48	0
K	D0002	10T211	TAPS: 15MM FEMALE STOPCOCK (JA	29	4 979.50	29	0
K	D0003	10T210	TAPS: 15MM C/C STOPCOCK (JASWI	9	2 022.39	9	0
K	D0004	10A005	ADAPTOR: 25MMX22MM MALE PLASSO	73	795.70	73	0
K	D0005	10A003	ADAPTOR: 20MMX22MM MALE PLASSO	72	697.68	72	0

K	D0006	10A002	ADAPTOR: 20MMX22MM F/M PLASSON	60	704.73	60	0
K	D0007	10T240	TAPS: 15MM HOSE BIBCOCK (PLAST	46	1 425.08	46	0
K	D0008	10T200	TAPS: 15MM HOSE BIBCOCK (JASWI	9	1 729.44	9	0
K	D0009	10T400	THREAD TAPE	321	1 399.24	321	0
K	D0010	10T320	TEES: 20MM PLASSON (JASWIC ACC	20	453.80	20	0
K	D0011	10C021	COUPLING: 25MM PLASSON(HDPE CO	12	159.88	12	0
K	D0012	10C020	COUPLING: 20MM PLASSON (HDPE C	26	201.58	26	0
K	D0013	10S001	STOP ENDS: 15MM CONEX	6	72.24	6	0
K	D0014	10S002	STOP ENDS: 20MM CONEX	8	119.49	8	0
K	D0015	10T321	TEES: 25MM PLASSON (JASWIC ACC	16	352.41	16	0
K	D0016	10R001	REDUCER COUPLING: 20X15MM C/C	50	1 570.00	50	0
K	D0017	10T001	TAILPIECES:15MM (HZ011)	5	225.55	5	0
K	D0018	10T002	TAILPIECES:20MM (HZ012)	8	606.88	8	0
K	D0019	10B200	BRASS RUNNING NIPPLE:20MM	25	2 191.01	25	0
K	D0020	10R003	REDUCER COUPLING: 28X20MM C/C	14	616.00	14	0
K	D0021	10R002	REDUCER COUPLING: 20MMX15MM MA	20	380.84	20	0
K	E0001	10T213	TAPS: 20MM FEMALE STOPCOCK (JA	20	4 849.20	20	0
K	E0002	10T212	TAPS: 20MM C/C STOPCOCK (JASWI	51	17 297.57	51	0
K	E0003	10T201	TAPS: 20MM HOSE BIBCOCK (JASWI	1	272.00	1	0
K	E0004	10C003	COUPLING: 15MM MALE (C.M.I) JA	60	916.20	60	0
K	E0005	10C002	COUPLING: 15MM FEMALE (C.F.I)	62	1 007.34	62	0
K	E0006	10C001	COUPLING: 15MM C/C (JASWIC ACC	74	1 379.68	74	0
K	E0007	10C006	COUPLING: 20MM MALE(C.M.I) JAS	120	3 430.16	120	0
K	E0008	10C005	COUPLING: 20MM FEMALE (C.F.I)	91	2 494.80	91	0
K	E0009	10C004	COUPLING: 20MM C/C (JASWIC ACC	70	2 523.36	70	0
K	E0010	10E005	ELBOW: 20MM CXC (JASWIC ACCEPT	119	3 748.50	119	0
K	E0011	10E006	ELBOW: 20MM FEMALE (C.F.I)(JAS	57	1 802.59	57	0
K	E0012	10E007	ELBOW: 20MM MALE (C.M.I) (JASW	124	2 976.00	124	0

K	E0013	10E001	ELBOW: 15MM C/C (JASWIC ACCEPT	45	765.00	45	0
K	E0014	10E002	ELBOW: 15MM FEMALE (C.F.I)(JAS	24	456.00	24	0
K	E0015	10E003	ELBOW: 15MM MALE (C.M.I)(JASWI	32	608.00	32	0
K	E0016	10T300	TEES: 15MM C/C (JASWIC ACCEPTE	37	925.00	37	0
K	E0017	10T301	TEES: 20MM C/C (JASWIC ACCEPTE	24	1 056.13	24	0
K	E0018	10E009	REDUCER ELBOW: 20X15MM C/C	8	240.46	8	0
K	E0019	10E008	ELBOW: 20MM WALL PLATE (C.F.I)	17	875.14	17	0
K	E0020	10E004	ELBOW: 15MM WALL-PLATE (C.F.I)	39	1 170.84	39	0
K	E0021	10T330	TEES: 15X15X20MM REDUCING (JAS	10	441.96	10	0
K	F0001	20B004	BENDS: 63MMX90 PVC CL6 (S/WELD	3	50.85	3	0
K	F0002	20B007	BENDS: 75MMX90 PVC CLASS 6	0	-	0	0
K	F0003	20B014	BENDS:110MMX90 PVC CLASS 6	7	306.34	7	0
K	F0004	11R306	REPAIR COUPLING:200MM PVC CL12	3	577.32	3	0
K	F0005	11R304	REPAIR COUPLING:160MM PVC CL12	5	691.30	5	0
K	F0006	11R303	REPAIR COUPLING:110MM PVC CL12	2	103.76	2	0
K	F0007	11R301	REPAIR COUPLING: 75MM PVC CL12	5	216.20	5	0
K	F0008	11R305	REPAIR COUPLING: 63MM PVC CL12	7	272.44	7	0
K	F0009	20P100	PVC WELD (500ML)	20	2 000.00	20	0
K	F0010	10W003	WATERMETER: 20MM KSM-T CL C PL	16	4 976.00	16	0
K	F0011	10W005	WATERMETER: 15MM OPTIMA BRASS	0	-	0	0
K	F0012	10W006	WATERMETER: 15MM PSM-T BRASS(#	1	297.98	1	0
K	F0013	10W002	WATERMETER: 15MM KSM-T CL C PL	5	1 194.68	5	0
K	F0014	11S001	SADDLE: 50MMX22MM C/I COD	19	2 078.03	19	0
K	F0015	11S200	SADDLE: 50MMX22MM PLASSON	24	400.00	24	0
K	F0016	11S002	SADDLE: 75MMX22MM C/I COD	12	1 407.12	12	0
K	F0017	11S201	SADDLE: 63MMX22MM PLASSON	13	700.19	13	0
K	F0018	11S005	SADDLE:100MMX22MM C/I COD	13	1 641.64	13	0
K	F0019	11S202	SADDLE: 75MMX22MM PLASSON	15	1 011.30	15	0
K	F0020	11S013	SADDLE:225MMX22MM C/I COD	3	647.11	3	0
K	F0021	11S012	SADDLE:200MMX22MM C/I COD	3	558.12	3	0
K	F0022	11S009	SADDLE:150MMX22MM C/I COD	8	1 253.76	8	0

K	F0023	11S204	SADDLE:110MMX22MM PLASSON	19	1 600.97	19	0
K	F0024	11S008	SADDLE:125MMX22MM C/I COD	0	-	0	0
K	F0025	11S205	SADDLE:125MMX22MM PLASSON	0	-	0	0
K	F0026	11S206	SADDLE:160MMX22MM PLASSON	8	2 216.00	8	0
K	F0027	11S207	SADDLE: 200MM X 22MM PLASSON	4	3 848.00	4	0
K	F0028	11S015	SADDLE:300MMX22MM C/I COD	0	-	0	0
K	F0029	11S402	STOP ENDS:100MM GMS-AC	0	-	0	0
K	F0030	11S403	STOP ENDS:125MM GMS-AC	2	592.00	2	0
K	F0031	11H002	HYDRANT TEES: 100MM TABLE D (C	0	-	0	0
K	F0032	11H001	HYDRANT TEES: 75MM-TABLE D (C	0	-	0	0
K	F0033	11V003	VALVES:100MM PLAIN ENDED(U/G)	1	2 428.17	1	0
K	F0034	11V002	VALVES: 75MM PLAIN ENDED(U/G)	2	4 168.97	2	0
K	F0035	11V001	VALVES: 50MM PLAIN ENDED(U/G)	1	1 490.84	1	0
K	F0036	11D001	DENSO PASTE (500G)	0	-	0	0
K	F0037	10W004	WATERMETER: 20MM IN BOX (#DW40	95	62 581.30	95	0
K	F0038	11C301	COUPLING: UNIVERSAL 63MM PVC/5	24	5 659.84	24	0
K	F0039	11C302	COUPLING: UNIVERSAL 75MM PVC (9	2 182.95	9	0
K	F0040	11C304	UNIVERSAL COUPLING: 90MM PVC (1	346.65	1	0
K	F0041	11C305	COUPLING: UNIVERSAL 110MM PVC/	24	9 873.06	24	0
K	F0042	11C306	UNIVERSAL COUPLING:160MM PVC/1	11	6 476.70	11	0
K	F0043	11C307	UNIVERSAL COUPLING:200MM PVC/1	4	2 308.70	4	0
K	F0044	11A006	ADAPTOR:125MM CL12 PVC/AC	5	317.50	5	0
K	F0045	11A007	ADAPTOR:160MM CL12 PVC/AC	12	1 685.88	12	0
K	F0046	11A008	ADAPTOR:200MM CL12 PVC/AC	4	638.17	4	0
K	F0047	11A005	ADAPTOR:110MM CL12 PVC/AC	17	1 672.55	17	0
K	F0048	11A003	ADAPTOR: 75MM CL12 PVC/AC	25	1 267.22	25	0
K	F0049	11A002	ADAPTOR: 63MM CL12 PVC/AC	16	691.44	16	0
K	F0050	11C407	CROSS:125X 75MM C/I	1	62.84	1	0
K	F0051	11C403	CROSS:100X100MM C/I	1	22.72	1	0
K	F0052	11C406	CROSS:100X 75MM C/I	1	1 349.00	1	0
K	F0053	11C401	CROSS: 75X 75MM C/I	1	119.00	1	0
K	F0054	11C400	CROSS: 50X 50MM C/I	1	22.72	1	0
K	F0055	11R200	REPAIR CLAMP: 50MM AC (69-76MM	7	1 524.82	7	0

K	F0056	11R201	REPAIR CLAMP: 75MM AC (95-104M	19	5 650.22	19	0
K	F0057	11R202	REPAIR CLAMP:100MM AC (120-130	18	6 516.50	18	0
K	F0058	11R205	REPAIR CLAMP:200MM AC (229-238	4	1 642.36	4	0
K	F0059	11R204	REPAIR CLAMP:150MM AC (173-183	5	2 086.85	5	0
K	F0060	11R203	REPAIR CLAMP:125MM AC (145-155	3	1 011.00	3	0
K	F0061	11C100	COUPLING: 50MM SHORT COLLAR	17	2 533.00	17	0
K	F0062	11C101	COUPLING: 75MM SHORT COLLAR	16	3 227.64	16	0
K	F0063	11C102	COUPLING:100MM SHORT COLLAR	11	3 042.42	11	0
K	F0064	11C105	COUPLING:200MM SHORT COLLAR	4	2 828.56	4	0
K	F0065	11C104	COUPLING:150MM SHORT COLLAR	8	3 634.68	8	0
K	F0066	11C103	COUPLING:125MM SHORT COLLAR	1	373.00	1	0
K	F0067	11H300	HYDRANT VALVES: CAP TOP (MULTI	2	3 432.00	2	0
K	G0001	02M080	KEYPAD: P160 PLC CIU PLUG & CO	50	30 950.00	50	0
K	G0002	K02M001	METER: 10/60A SINGLE PHASE PRE	15	6 180.00	15	0
K	G0003	K02M004	BASE FOR S/PHASE PREPAID COMPA	0	-	0	0
K	G0004	02M070	METER: MRF E460 1 PH PLC (LAND	50	55 700.00	50	0
K	G0005	02S010	DAYLIGHT SWITCH: 18A SPECTRUM	9	1 611.00	9	0
K	G0007	K02G002B	LAMP: 11W ENERGY SAVER BC	40	1 152.00	40	0
K	G0009	K02G002A	LAMP: 11W ENERGY SAVER ES	23	662.40	23	0
K	G0010	K02S012	DAYLIGHT SWITCH: 16A NATIONAL	5	821.74	5	0
K	G0012	K02M005	METER: 3PHASE PRE-PAID STS COM	0	-	0	0
K	G0013	02M052	KEYPAD FOR 80 AMP SPLIT RADIO	0	-	0	0
K	G0014	02M055	ANTENNA WMI (WIRELESS METER IN	0	-	0	0
K	G0015	02M051	METER: 80 AMP SPLIT RADIO FREQ	0	-	0	0
K	G0016	K02T004	CABLE TIES:104MM X 2.5MM	6	47.98	6	0
K	G0017	K02T004A	CABLE TIES:200MM X 4,7MM	26	1 116.18	26	0
K	G0018	K02T004B	CABLE TIES:305MM X 4,7MM	20	1 292.40	20	0

K	G0020	02M075	METER: MRF 3PH G3-PLC 9LANDIS	0	-	0	0
K	G0024	02S004	HEAT SHRINK LOW VOLTAGE JOINT	0	-	0	0
K	G0025	02S003	HEAT SHRINK LOW VOLTAGE JOINT	6	1 372.93	6	0
K	G0026	02S002A	HEAT SHRINK LOW VOLTAGE JOINT	8	828.10	8	0
K	G0027	02S001	HEAT SHRINK LOW VOLTAGE JOINT	110	4 914.80	110	0
K	H0001	K02L004	LINE TAPS: 16MM (MO6)	0	-	0	0
K	H0002	K02L002	LINE TAPS: 35MM (MO2)	0	-	0	0
K	H0003	K02L001	LINE TAPS: 50MM (MO 0)	40	954.20	40	0
K	H0004	K02L003	LINE TAPS: 70MM (MO 3/0)	15	487.26	15	0
K	H0005	K02G009	GLANDS & SHROUDS: No.4	3	195.87	3	0
K	H0006	K02G008	GLANDS & SHROUDS: No.1	10	321.10	10	0
K	H0007	K02T003	CONTACTOR: 230V COIL RAB 35 RI	5	3 752.15	5	0
K	H0008	K02S009	FLUORESCENT STARTERS	14	18.42	14	0
K	H0009	K02E001	END CAPS: 16MM(LXAC116)	20	130.40	20	0
K	H0010	K02S011	SWITCH: EARTH LEAKAGE 63A	3	2 931.63	3	0
K	H0011	K02F001	FUSE: 25A STRIKER PIN BUSSMAN	16	4 862.61	16	0
K	H0012	K02T001	RUBBER TAPE: 34MMX3.2MMX1.6M	11	683.52	11	0
K	H0013	K02T015	INSULATION TAPE: WHITE (NO.35)	5	294.54	5	0
K	H0014	K02T014	INSULATION TAPE: BLUE (NO.35)	0	-	0	0
K	H0015	K02T013	INSULATION TAPE: RED (NO.35)	5	293.21	5	0
K	H0016	K02T002	INSULATION TAPE: BLACK (+33)	29	3 188.15	29	0
K	H0017	43T001	BARRIER TAPE: 75MMX500MX50MIC	8	657.05	8	0
K	H0018	K02T016	DANGER TAPE: 300MMX60MIC	3	3 360.00	3	0
K	H0019	K02P002	POLE MOUNT BOX+VERT.BRACKET	13	3 482.25	13	0
K	H0020	K02S027	CIRCUIT BREAKER: J.S.O 250AMP	0	-	0	0
K	H0021	K02S026	CIRCUIT BREAKER: J.S.O 225AMP	2	4 010.33	2	0
K	H0022	K02S025	CIRCUIT BREAKER: J.S.O 200AMP	3	10 335.56	3	0
K	H0023	02C007	CIRCUIT BREAKER: 5AMP SAM QA-1	24	2 126.65	24	0
K	H0024	K02S018	CIRCUIT BREAKER: S/PHASE 63AMP	0	-	0	0
K	H0025	K02S019	CIRCUIT BREAKER: S/PHASE 80AMP	60	16 405.57	60	0
K	H0026	K02S020	CIRCUIT BREAKER: S/PHASE 100AM	4	940.72	4	0
K	I0001	43D200	DUST PAN	7	151.57	7	0
K	I0002	52F002	VISOR FOR FACE SHIELDS (CLEAR)	0	-	0	0

K	I0003	52F001	FACE SHIELD: CLEAR (COMPLETE UN	2	65.00	2	0
K	I0004	43B201	TOILET BRUSH: CURVED PIPE	30	683.70	30	0
K	I0005	63T100	NYLON TRIMMER LINE: 2.4MM X 2.	8	1 754.80	8	0
K	I0005A	COVID053	SPRAY BOTTLES: 250ML	0	-	0	0
K	I0006	COVID047	SANITIZER: (5L) 70% ALCOHOL BA	17	2 763.86	17	0
K	J0001	40Z001	MULTI-PURPOSE ANTISEPTIC EXTRA	0	-	0	0
K	J0001A	40D003	DISINFECTANT: LAVENDER (SUPL05	41	1 660.50	41	0
K	J0002	40B001	BLACK DIP (JEYES) / 5L	66	2 582.61	66	0
K	J0003	40B002	BLEACH / 5L	40	1 179.20	40	0
K	J0004	40A001	ALL PURPOSE CLEANER / 5L	11	497.64	11	0
K	J0005	40D002	DISHWASHER (EXTRA CONCENTRATED	25	876.00	25	0
K	J0006	40D005	DRAIN CLEANER / 5L	38	669.20	38	0
K	J0007	40D004	DISINFECTANT: PINE OIL-BASED (147	5 496.38	147	0
K	J0008	40H003	HANDY ANDY / 5L	2	70.78	2	0
K	J0009	40W001	AUTOMOTIVE WASH & WAX / 5L	35	1 580.60	35	0
K	J0010	40H002	LIQUID HANDSOAP / 5L	2	78.67	2	0
K	J0011	41R002	REFUSE BAGS: (530X650X40) 200'	6	1 463.13	6	0
K	J0012	44B005	BATTERY: TYPE D TORCH (PER PKT	10	627.40	10	0
K	J0013	44B004	BATTERY: TYPE PM3 9V	10	650.80	10	0
K	J0014	44B002	BATTERY: TYPE AA PENLIGHT LR6	23	1 048.80	23	0
K	J0015	K02F003	FLYING FUSE: 5 AMP	0	-	0	0
K	J0016	K02S002	SADDLES: 40MM GALVANISED	0	-	0	0
K	J0017	K02S001	SADDLES: 20MM GALVANISED	0	-	0	0
K	J0018	K02W002	WIRE: 16MM RED PVC (HOUSE)	0	-	0	0
K	J0019	K02W001	WIRE: 16MM BLACK PVC (HOUSE)	100	3 447.00	100	0
K	J0020	K02G006	LAMP: 125W MERCURY VAPOUR E27	0	-	0	0
K	J0021	02M046	METER: ITRON PLC METER	0	-	0	0
K	L0001	42BT001	BATHROOM TISSUE 500 SHEETS PER	0	-	0	0
K	L0002	42T002	TOILET PAPER	102	20 782.51	102	0
K	L0003	42K001	KITCHEN TOWELS: 24X60 SHT(2 PL	380	3 554.33	380	0
K	L0004	42C001	CENTRE FEED PAPER TOWEL ROLLS:	163	8 041.79	163	0
K	L0005	41R001	RECYCLE BAGS: 750X950X25	33500	23 558.50	33500	0
K	L0007	42C002	CENTRE FEED PAPER TOWEL ROLLS:	28	2 869.13	28	0
K	L0008	40U001	URINAL TABLETS /5KG	11	1 846.83	11	0
K	L0009	40D001	DEO BLOCKS: LARGE-AIR FRESHENER	11	2 791.64	11	0

K	L0010	52M001	MASK: WELDING RESPIRATOR (#992	440	5 710.32	440	0
K	L0011	42T005	TOWEL 1 PLY 240MMX360MM CENTRE	0	-	0	0
K	L0012	41B001	BLACK BAGS (750X950X40)	16000	16 747.51	16000	0
K	L0013	40SF001	SUPER-F 888NF 25L (READY TO US	0	-	0	0
K	M0001	52M002	MASK: DISPOSABLE 3M(#8810)SABS	93	2 077.81	93	0
K	M0002	43B300	BUCKETS: 10L PLASTIC	28	406.84	28	0
K	M0003	40H001	HAND CLEANER GRIT / 500ML	9	161.28	9	0
K	M0004	COVID055	SANITIZER HANDS FREE STAND	0	-	0	0
K	M0005	42T001	TIDY INTERFOLD(CODE 0315)	0	-	0	0
K	M0006	40R001	RAGS (100% COTTON)	20	1 739.20	20	0
K	M0007	COVID048	SANITIZER: 25L 70% ACHOHOL BAS	0	-	0	0
K	M0008	10P002	PIPE: 22MMX5.5M COPPER CL2 (JA	8	4 665.18	8	0
K	M0009	10P001	PIPE: 15MMX5.5M COPPER CL2 (JA	15	5 822.37	15	0
K	M0010	K02P001	PIPE: 40MMX4M CONDUIT BOSAL GA	7	839.34	7	0
K	M0011	43R100	REFUSE SHEETS P.V.C(2MX2MX550G	2	961.13	2	0
K	M0012	43D001	CUTTING DISC:115 X1.0 X 22MM S	3	39.60	3	0
K	M0013	43D101	GRINDING DISC:230MM STEEL	3	55.25	3	0
K	M0014	43B003	BLADES: 600MM BOWSAW	1	20.58	1	0
K	M0015	43B002	BLADES: 530MM BOWSAW	2	49.99	2	0
K	M0016	43B001	BLADES: 24T HACKSAW	16	283.52	16	0
K	M0017	43B005	BLADE: 350MM X 20MM CENTRE HO	20	4 150.01	20	0
K	M0018	51S002	SAFETY SPECS:CLEAR EURO(2-1.2)	137	1 792.27	137	0
K	M0019	COVID031	MASK: SURGICAL WITH ELASTIC SI	0	-	0	0
K	M0020	52G005L	GLOVES: LATEX GLOVES LARGE -	88	8 619.61	88	0
K	M0021	52G004	GLOVES: PVC KNIT CUFF(M/W)	71	801.25	71	0
K	M0022	52G005M	GLOVES: LATEX GLOVES MEDIUM -	46	4 505.70	46	0
K	M0023	52G003	GLOVES: CRAYFISH	446	6 159.26	446	0
K	M0024	52G002	PVC Shoulder Length Gloves, Ga	72	2 635.20	72	0
K	M0025	52G001	GLOVES: 20CM HEAVY WEIGHT (412	0	-	0	0
K	M0026	52M010	BREATHABLE, DURABLE, MESH MASK	0	-	0	0
K	M0027	43B200	SCRUBBING BRUSH: S-SHAPED WOOD	20	161.80	20	0
K	M0028	43P001	PADLOCKS: 40MM BRASS KEYED ALI	38	5 755.42	38	0

K	M0029	12P001	PADLOCKS: 50MM BRASS KEYED ALI	11	1 874.33	11	0
K	M0030	43S100	SILICONE - CLEAR	14	553.84	14	0
K	M0031	43B101	BROOM: 30CM GUTTER (CODE 48001	32	1 422.08	32	0
K	M0032	43M100	MOP:300G JUMBO ROUND/METAL SOC	31	866.76	31	0
K	M0033	43B102	BROOM: 30CM HOUSEHOLD (CODE 4	52	2 938.52	52	0
K	M0034	43R004	RAKE: RUBBER	0	-	0	0
K	M0035	43P100	PICK HEAD CND	10	2 011.41	10	0
K	M0036	43H002	HANDLE: PICK IST GRADE VARNISH	14	578.21	14	0
K	M0037	43R002	RAKE: 16T STEEL GARDEN	4	429.88	4	0
K	M0038	43R003	RAKE: FAN PLASTIC + HANDLE (MA	29	2 090.03	29	0
K	M0039	43R001	RAKE: ROAD 16T, WOOD SHAFT HEA	0	-	0	0
K	M0040	43S003	SPADE: No.2 DIGGING	55	8 737.30	55	0
K	M0041	43F001	FORK: 4 PRONG	20	4 000.00	20	0
K	M0042	43S001	SHOVEL: ROUND NOSE	7	1 184.00	7	0
K	M0043	43F002	FORK: 6 PRONG	0	-	0	0
K	M0044	10P011	PIPE: 22MM POLYCOP	800	4 512.00	800	0
K	M0045	11P102	PIPE:110MMX4M CL12 PVC BELL MO	24	15 719.54	24	0
K	M0046	K03P011	PIPE: 75MMX4M CL12 PVC BELL MO	29	11 739.79	29	0
K	M0047	11P103	PIPE:125MMX4M CL12 PVC BELL MO	2	1 514.58	2	0
K	M0048	11P104	PIPE:160MMX4M CL12 PVC BELL MO	8	11 297.95	8	0
K	M0049	11P100	PIPE: 63MMX4M CL12 PVC BELL MO	8	2 238.08	8	0
K	M0050	11P105	PIPE:200MMX4M CL12 PVC BELL MO	4	8 731.68	4	0
K	M0051	10P010	PIPE: 15MM POLY COP	200	532.00	200	0
K	M0052	73B001	WHEELIE BINS: 240L - GREEN (MA	1	729.45	1	0
K	N0001	61B001	BRAKE FLUID:DOT 4 SAE J1703, I	20	535.37	20	0
K	N0002	61P002	PENETRATING OIL (400 ML)	41	2 117.70	41	0
K	N0003	61O007	OIL: SPECIAL TWO STROKE OIL (W	95	2 208.91	95	0
K	N0004	61G002	GREASE: MULTIS EP2 / 15KG	4	4 781.60	4	0
K	N0005	61O002	OIL: 80W90 TM AUTOMOTIVE GEAR	52	1 275.26	52	0
K	N0006	61O001	OIL: 15-W40 MIXED FLEET ENGIN	260	12 189.68	260	0
K	N0007	61O005	OIL: HYDRAULIC 46	200	10 241.43	200	0
K	N0008	61A001	ANTI-FREEZE: RADIATOR POWER 50	284	7 508.96	284	0

1 034 608.91

K-Store_Trns-After_Stock

Annexure T
Page 1 of 1

Bin No	Stock No	Code	Refer	Date	Quant	Value	Description	Vote No	User	Proc	Batc	h	Time
J0018	K02W002	REC	262925	28/06/2023	100	3474	WIRE:16MM RED PVC (H		LIONELM	24885	1	161208	
			Co	unt : 1	100	3474							
D0006	10A002	ISS	161694	29/06/2023	-4	-46.98	ADAPTOR: 20MMX22MM F	530220180000	LIONELM	24887	1	90825	
D0005	10A003	ISS	161694	29/06/2023	-4	-38.76	ADAPTOR: 20MMX22MM M	530220180000	LIONELM	24887	2	90904	
D0004	10A005	ISS	161694	29/06/2023	-6	-65.40	ADAPTOR: 25MMX22MM M	530220180000	LIONELM	24887	3	90959	
D0001	10B001	ISS	161694	29/06/2023	-4	-106.24	BALL COCKS: 20MM MUN	530220180000	LIONELM	24887	5	91310	
E0007	10C006	ISS	161694	29/06/2023	-6	-171.50	COUPLING: 20MM MALE(530220180000	LIONELM	24887	4	91224	
E0002	10T212	ISS	161694	29/06/2023	-3	-1017.50	TAPS: 20MM C/C STOPC	530220180000	LIONELM	24887	6	91402	
E0008	10C005	ISS	161695	29/06/2023	-4	-109.66	COUPLING: 20MM FEMAL	530220180000	LIONELM	24887	7	91523	
E0001	10T213	ISS	161695	29/06/2023	-3	-727.38	TAPS: 20MM FEMALE ST	530220180000	LIONELM	24887	8	91857	
F0055	11R200	ISS	161695	29/06/2023	-2	-435.66	REPAIR CLAMP: 50MM A	530220180000	LIONELM	24887	9	91938	
J0003	40B002	ISS	153018	30/06/2023	-2	-58.96	BLEACH / 5L	960220210000	LIONELM	24888	4	81731	
J0005	40D002	ISS	153018	30/06/2023	-3	-105.12	DISHWASHER (EXTRA CO	960220210000	LIONELM	24888	2	81601	
J0001A	40D003	ISS	153018	30/06/2023	-2	-81.00	DISINFECTANT: LAVEND	960220210000	LIONELM	24888	3	81645	
J0008	40H003	ISS	153018	30/06/2023	-1	-35.39	HANDY ANDY / 5L	960220210000	LIONELM	24889	4	83618	
M0006	40R001	ISS	153018	30/06/2023	-1	-86.96	RAGS (100% COTTON)	960220210000	LIONELM	24888	5	81817	
L0012	41B001	ISS	153018	30/06/2023	-500	-523.00	BLACK BAGS (750X950X	960220210000	LIONELM	24889	2	83345	
J0011	41R002	ISS	153018	30/06/2023	-1	-243.85	REFUSE BAGS: (530X65	960220210000	LIONELM	24889	1	83247	
L0002	42T002	ISS	153018	30/06/2023	-2	-407.50	TOILET PAPER	960220210000	LIONELM	24888	1	81413	
J0014	44B002	ISS	153018	30/06/2023	-2	-91.20	BATTERY: TYPE AA PEN	960220210000	LIONELM	24889	3	83504	
J0003	40B002	ISS	153019	30/06/2023	-1	-29.48	BLEACH / 5L	220180000	LIONELM	24890	4	90541	
J0001A	40D003	ISS	153019	30/06/2023	-1	-40.5	DISINFECTANT: LAVEND	220180000	LIONELM	24890	5	90631	
J0008	40H003	ISS	153019	30/06/2023	-1	-35.39	HANDY ANDY / 5L	220180000	LIONELM	24890	6	90722	
M0020	52G005L	ISS	153019	30/06/2023	-1	-97.95	GLOVES: LATEX GLOVE	220180000	LIONELM	24890	3	90429	
M0022	52G005M	ISS	153019	30/06/2023	-1	-97.95	GLOVES: LATEX GLOVE	220180000	LIONELM	24890	2	90315	
M0001	52M002	ISS	153019	30/06/2023	-1	-22.34	MASK: DISPOSABLE 3M(220180000	LIONELM	24890	1	90221	
			Co	unt : 24	-556	-5675.67							
			Co	unt : 25	-456	-2201.67							

K-Store-TBW-Off

Annexure U

Page 1 of 1

Store Number	Stock Number	First 30 character	Ave Price	Qty On Hand	Stock Value	Last Iss Date	Last Iss No	Last Ord Date
K	K02G008	GLANDS & SHROUDS: No.1	32.11	10	321.10	13/06/2013	92673	04/12/2013
K	11C406	CROSS:100X 75MM C/I	1 349.00	1	1 349.00	30/01/2009	59819	09/02/2009
					1 670.10			

K-No-Move

Annexure V
Page 1 of 1

Store No.	Stock Number	Description	Ave Price	Qty On Hand	Stock Value	Last Iss Date	Last Iss No	Last Ord Date
K	K02G008	GLANDS & SHROUDS: No.1	32.11	10	321.10	13/06/2013	92673	04/12/2013
K	11C406	CROSS:100X 75MM C/I	1 349.00	1	1 349.00	30/01/2009	59819	09/02/2009
K	610002	OIL: 80W90 TM AUTOMOTIVE GEAR	24.52	52	1 275.26	11/05/2018	128656	04/03/2013
K	20B004	BENDS: 63MMX90 PVC CL6 (S/WELD	16.95	3	50.85	19/02/2018	127000	
K	20B014	BENDS:110MMX90 PVC CLASS 6	43.76	7	306.34	13/02/2020	141832	10/12/2015
K	50P056	PANTS: 56 / 142 WASTE 100% COT	179.58	8	1 436.64	04/10/2019	136098	16/01/2019
K	51G5012	GENTS SAFETY SHOES: SIZE 12	316.38	3	949.14	20/07/2018	129594	26/08/2019
K	51S100	LADIES SAFETY SHOES	337.00	1	337.00	22/06/2018	128683	14/06/2018
K	K02P001	PIPE: 40MMX4M CONDUIT BOSAL GA	119.91	7	839.34	24/08/2017	120624	03/02/2017
K	K02P002	POLE MOUNT BOX+VERT.BRACKET	267.87	13	3 482.25	22/10/2018	129548	22/09/2022
K	K02S009	FLUORESCENT STARTERS	1.32	14	18.42	21/08/2018	128278	09/02/2017
K	K02S020	CIRCUIT BREAKER: S/PHASE 100AM	235.18	4	940.72	08/06/2020	143604	07/03/2012
K	K02S026	CIRCUIT BREAKER: J.S.O 225AMP	2 005.17	2	4 010.33	23/06/2017	120610	21/09/2017
K	K02T001	RUBBER TAPE: 34MMX3.2MMX1.6M	62.14	13	807.79	20/06/2018	129568	16/10/2012
					16 124.18			

6.9**QUARTERLY BANK ACCOUNT WITHDRAWALS IN TERMS OF SECTION 11(4) OF THE MFMA FOR THE QUARTER ENDED JUNE 2023****BA King**
18 July 2023**Senior Manager: Financial Services****(028) 313 8154**

1. Executive Summary

Report prepared as part of the financial reporting obligations arising from section 11(4) of the Local Government: Municipal Finance Management Act, 2003 (MFMA).

2. Service Delivery and Budget Implementation Plan - IGNITE

Directorate Finance
Financial Services

3. Compliance with Strategic Priority

Provision of democratic, accountable and ethical governance

4. Delegated Authority

None

5. Legal Requirements

Section 11(4) of the Local Government: Municipal Finance Management Act, No. 56 of 2003 (MFMA)

6. Background/Discussion/Evaluation/Conclusion**Background**

On a quarterly basis a consolidated report of all withdrawals made in terms of section 11(1) (b)-(j) of the MFMA must be compiled and submitted to Council, the relevant Provincial Treasury and the Auditor General.

7. Financial Implications

None

8. Staff Implications

None

9. Comments from other Departments, Divisions and Administrations

None

10. Annexures

Annexure A: Consolidated report for the quarter ended June 2023

RECOMMENDATION TO THE COUNCIL:

that the consolidated quarterly report, as per Annexure A, in respect of Bank Account Withdrawals in terms of Section 11(4) of the MFMA for the quarter ended June 2023, **be noted**.

RESPONSIBLE OFFICIAL :**BA KING****TARGET DATE FOR IMPLEMENTATION :****TO BE NOTED**

WC032 - OVERSTRAND MUNICIPALITY
BANK ACCOUNT WITHDRAWALS IN TERMS OF SECTION 11(4) OF THE MFMA
 Municipal Finance Management Act, section 11(4)
Consolidated Quarterly Report for period 01/04/2023 - 30/06/2023



Date	Payee	Amount in R	Description and Purpose (including section reference e.g. sec 11(f))	Authorised by (name)
30/06/2023	Various charities	R933 111	Section 11(f) Payments from a trust, charitable or relief fund without budget appropriation in terms of section 12(4).	Municipal Manager
30/06/2023	SARS	R4 190 289	Section 11(e) - Payments to a person or organ of state of money	Financial Managers
30/06/2023	Provincial Government (Licence Fees)	R4 659 287	received by the municipality on behalf of that person or organ of state.	Financial Managers
30/06/2023	Various consumers	R16 787	Section 11(f) Refund money incorrectly paid into a bank account	Financial Managers
30/06/2023	Various consumers	R1 869 655	Section 11(g) - Refund guarantees, sureties and security deposits	Financial Managers
30/06/2023	Various investments	R101 245 000	Section 11(h) - Payments for cash management and investment purposes in accordance with section 13	Municipal Manager

Instructions for completing this report:

The Accounting Officer must include information motivating the non-budgeted withdrawals, action taken to rectify the breach and identify how funding will be sourced through an Adjustments Budget. This motivation can be an additional report to council or incorporated into the table above by inserting additional space. This report must be tabled in Council within 30 days after the end of each quarter where a withdrawal occurs.

Withdrawals that must be reported each quarter:

- Section 11 (b) - Expenditure authorised by the MEC for finance in terms of section 26 (4) when a municipality has failed to approve a budget by 30 June;
- Section 11 (c) - Unrecoverable and unavoidable expenditure authorised by the mayor in terms of section 29 (1);
- Section 11 (d) - Payments from a trust, charitable or relief fund without budget appropriation in terms of section 12(4);
- Section 11 (e) - Payments to a person or organ of state of money received by the municipality on behalf of that person or organ of state, including
 - (i) money collected by the municipality on behalf of that person or organ of state by agreement; or
 - (ii) any insurance or other payments received by the municipality for that person or organ of state;
- Section 11 (f) - Refund money incorrectly paid into a bank account;
- Section 11 (g) - Refund guarantees, sureties and security deposits;
- Section 11 (h) - Payments for cash management and investment purposes in accordance with section 13;
- Section 11 (i) - To delay increased expenditure on a multi-year capital project in terms of section 31;
- Section 11 (j) - Payments for such other purposes as may be prescribed from time-to-time.

Distribution:

- Table this report in a full council meeting, including additional motivation on action taken to rectify, within 30 days after the end of each quarter (section 11(4))
- Submit a copy to the relevant National Treasury, provincial treasury and the Auditor-General

6.10**BUDGET REPORT AND SERVICE DELIVERY AND BUDGET IMPLEMENTATION PLAN (SDBIP) FOR THE QUARTER ENDED JUNE 2023****BA King**
17 July 2023**Senior Manager: Financial Services****(028) 313 8154**

1. Executive Summary

Report prepared as part of the reporting obligations arising from section 52(d) of the Local Government: Municipal Finance Management Act, 2003 (MFMA).

2. Service Delivery and Budget Implementation Plan - IGNITE

Directorate: Finance
Financial Services

Directorate: Management Services
Strategic Services

3. Compliance with Strategic Priority

Promotion of tourism, economic and social development
Provision and maintenance of municipal services
Provision of democratic, accountable and ethical governance
Encouragement of structured community participation in the affairs of the municipality
Creation and maintenance of a safe and healthy environment

4. Delegated Authority

None

5. Legal Requirements

Section 52(d) of the Local Government: Municipal Finance Management Act, (Act 56 of 2003) [MFMA]

6. Background/Discussion/Evaluation/Conclusion**Background**

This report has been prepared as part of the reporting obligations arising from the MFMA. The MFMA requires the Executive Mayor to report to Council on a quarterly basis on the state of the Municipality's budget and SDBIP.

Discussion

Legislation requires that certain financial and performance information is disclosed in the quarterly monitoring report. The report has been prepared according to the standard reporting formats issued by National Treasury.

The SDBIP report, included as Appendix 1 of the quarterly budget report, is a layered plan comprising the Top Level SDBIP.

The top level SDBIP measures the achievement of the strategic performance indicators of the municipality. These include the prescriptive performance indicators prescribed by Section 10 of the Local Government: Municipal Planning and Performance Regulations of 2001.

The following additional reporting information is also included:
The Executive Mayor's special fund report is attached as Annexure B.

The Cost Containment Regulations, 2019 report, attached as Annexure C, represents the status up to the end of June 2023 (Quarter 4).

The quarterly post implementation status of the mSCOA Project is attached as Annexure D.

Furthermore, the following table represents the income foregone during the 2022/2023 financial year, reported in terms of section 15(3)(a) & (b) of the Local Government: Municipal Property Rates Act.

INCOME FOREGONE 2022/2023	
15000 Rebate	3 297 268
Additional 35000 Rebate	7 196 635
20% Residential Rebate	54 550 789
Discounts & Rebates (Pensioners, B&B and Guesthouses, Outside municipal urban area, etc.)	9 360 727
	74 405 419

7. Financial Implications

None

8. Staff Implications

None

9. Comments from other Departments, Divisions and Administrations

The contents of the SDBIP reflects the information submissions from the relevant affected officials.

10. Annexures

- Annexure A: Budget Report and SDBIP for the quarter ended June 2023
- Annexure B: Executive Mayor's special fund – June 2023
- Annexure C: Status report on the Cost Containment Regulations, 2019 – June 2023
- Annexure D: Municipal Regulations on the Standard Chart of Accounts (mSCOA): Post Implementation Status of the mSCOA Project – June 2023

RECOMMENDATION TO THE COUNCIL:

1. that the budget report and service delivery and budget implementation plan for the quarter ended June 2023, prepared as part of the reporting obligations arising from the Local Government: Municipal Finance Management Act, 2003 and additional information, **be noted**;
2. that the content of the report for the 4th quarter of the 2022/2023 financial year, on the top level Service Delivery and Budget Implementation Plan **be noted**; and
3. that the income foregone in terms of the Local Government: Municipal Property Rates Act, for the 2022/2023 financial year, **be noted**.

RESPONSIBLE OFFICIALS :

**BA KING
RG LOUW
EH HOONEBERG**

TARGET DATE FOR IMPLEMENTATION :**TO BE NOTED**



QUARTERLY BUDGET REPORT AND SDBIP JUNE 2023

In-Year Report of the Municipality
Prepared in terms of Section 52(d) of the Local Government:
Municipal Finance Management Act (Act 56 of 2003) &
Section 31 of the Municipal Budget and Reporting Regulations,
Government Gazette 32141, 17 May 2009.



Table of Contents

Glossary	3
PART 1 – IN-YEAR REPORT	5
Mayor's Report	5
Resolutions	6
Executive Summary	7
In-year budget statement tables	10
PART 2 – SUPPORTING DOCUMENTATION	19
Debtors' analysis	19
Creditors' analysis	20
Investment portfolio analysis	21
Allocation and grant receipts and expenditure	22
Councillor allowances and employee benefits	25
Material variances to the SDBIP	26
Municipal financial performance indicators	27
Capital programme performance	28
Other supporting documentation	35
Municipal manager's quality certification	38

Appendix 1 – Service Delivery and Budget Implementation Plan

Glossary

Adjustments budget – Prescribed in section 28 of the MFMA. The formal means by which a municipality may revise its annual budget during the year.

Budget – The financial plan of the Municipality.

Capital expenditure - Spending on assets such as infrastructure, land & buildings minor assets etc. Any capital expenditure must be reflected as an asset on the Municipality's statement of financial position.

DORA – Division of Revenue Act. Annual legislation that shows the total allocations made by national to provincial and local government.

Equitable share – An unconditional grant paid to municipalities. It is predominantly targeted towards funding the Indigent Policy.

FMG – Financial Management Grant.

GFS – Government Finance Statistics. An internationally recognized classification system that facilitates like for like comparison between municipalities.

GRAP – Generally Recognised Accounting Practice. The standard for municipal accounting.

IDP – Integrated Development Plan. The main strategic planning document of the Municipality.

MBRR – Local Government: Municipal Finance Management Act (56/2003): Municipal budget and reporting regulations.

MFMA – Local Government: Municipal Finance Management Act (56/2003). The principle legislation relating to municipal financial management.

MIG – Municipal Infrastructure Grant.

MTREF – Medium Term Revenue and Expenditure Framework (MTREF). The medium term financial plan, usually 3 years, based on a fixed first year and indicative further two years' budget allocations. Also includes financial information of the previous and current year.

NDPG – Neighbourhood Development Partnership Grant.

Operating expenditure – Spending on the day to day expenses of the Municipality such as salaries and wages, repairs and maintenance etc.

Rates – Local Government tax based on the assessed value of a property. To determine the rates payable, the assessed rateable value is multiplied by the rate in the rand.

SDBIP – Service Delivery and Budget Implementation Plan (SDBIP). A detailed plan comprising annual and quarterly performance information.

ANNEXURE A 4 / 38

Strategic objectives – The main priorities of the Municipality as set out in the IDP. Budgeted spending must contribute towards the achievement of the strategic objectives.

Vote – A main appropriation segment of the budget. In Overstrand Municipality this relates to the directorate level for operating expenditure and the GFS classification for capital expenditure.

YTD – Year to date

y-o-y – year-on-year

PART 1 – IN-YEAR REPORT

Mayor's Report

1.1 In-Year Report – Quarterly Budget Report

1.1.1 Implementation of the budget in accordance with the SDBIP

The results of the SDBIP for the fourth quarter ended 30 June 2023 is included as Appendix 1 to this report.

1.1.2 Financial problems or risks facing the municipality

No financial problems or risks from a budgetary implementation or financial management perspective identified up till 30 June 2023. It is however important to note that as a country we are faced with the following major challenges. Inflation is above the Reserve Bank's 3 – 6% target range, interest rates are on the rise, as demonstrated by the latest Repo Rate increase and the current energy crisis is a major stumbling block in economic growth. As a result of this, municipalities remain under pressure to provide cost effective services.

1.1.3 Other relevant information

The below results reflect the fourth quarter's financial position.

YTD Actual operating revenue at the end of the fourth quarter for 2022/2023 is at 101.55% of the budgeted revenue of R1.509bn. The expenditure reflects spending of 95.32% against the budgeted expenditure of R1.616bn.

YTD Capital expenditure at the end of June 2023 amounts to R185.6m, or 87.45% of the amended budget of R212.2m. Refer to the table on page 28 for the implementation status of the Top 10 Capital Projects.

A 4th & 5th Adjustments Budget was tabled during this quarter for budget proposals emanating from a reduction and additional grant allocations received and unforeseen and unavoidable expenditure.

The collection rate regressed slightly during the 2022/2023 financial year and at the end of June 2023 this stood at 98,96%, as compared to 99,07% on 30 June 2022.

The positive cash flow remains stable and is in line with budgeted performance.

Resolutions

IN-YEAR REPORTS 2022/2023

This is the resolution that will be presented to Council when the In-Year Report is tabled:

RECOMMENDATION TO THE COUNCIL:

that the budget report and service delivery and budget implementation plan for the quarter ended June 2023, prepared as part of the financial reporting obligations arising from the Local Government: Municipal Finance Management Act, 2003 and additional information, **be noted**.

Executive Summary

COVID-19

The National State of Disaster was terminated as from 5 April 2022. The overall impact of COVID-19, relating to the municipality's finances, is still being closely monitored.

The current prolonged load-shedding is having a notable negative impact on electricity revenue, which is largely being mitigated by reduced bulk electricity purchases. This however still impacts on the budgeted electricity services bottomline and thus the overall bottomline (surplus/deficit) for the municipality, as electricity sales for the current financial year to date, and especially over the peak holiday season did not meet expected electricity sales.

This preliminary outcome report for 2022/2023 reflects YTD M12 and year-end financial transactions up until close of business on 14 July 2023. This report has been updated with the latest available financial information since the publishing of the Monthly Budget Statement for June 2023, but further year-end transactions still have to be processed, which could influence the final financial year outcome. The final figures will be available with the completion and submission of the Annual Financial Statements for audit.

Revenue by Source

The Year-to-Date actual revenue is 1.55% above the YTD budget projections at the end of June 2023.

Borrowings

The balance of borrowings amounts to R479.9m at the end of June 2023.

Operating expenditure by vote & type

The Year-to-date current actual operating expenditure is 95.32% of the budgeted expenditure for 2022/2023. These figures are subject to change with the finalisation of year end processes.

Capital expenditure

The YTD Capital expenditure amounts to R185.6m or 87.45% of the amended budget of R212.2m. An amount of R50 898 201 was identified as roll over projects to the 2023/2024

ANNEXURE A 8 / 38

financial year. These figures are subject to change with the finalisation of year end processes.

Cash flows

The municipality started the year with a positive cash balance of R616.3 million. The June 2023 closing balance is R646.5 million. Refer to Supporting Table SC9 for more details on the cash position.

Allocations received (National & Provincial Grants)

Grants totaling R3.6m in respect of construction contracts was received during June 2023.

Spending on Grants

Spending on grants amounts to R55.1m for June 2023 which includes FMG, MIG, EPWP, INEP & WSIG, Library Grant, CDW, MSDCBG, WC Mun Intervention Grant, Emergency Mun Electricity Relief, LE Reaction Unit & Construction Contracts (Housing).

Material variances

The table below summarises variances for projected revenue and expenditure.

WC032 Overstrand - Supporting Table SC1 Material variance explanations - Q4 Fourth Quarter			
Description	Variance	Reasons for material deviations	Remedial or corrective steps/remarks
Revenue By Source			
Total	3.55%	Preliminary outcome for 2022/2023	
Expenditure By Type			
Total	-4.88%	Preliminary outcome for 2022/2023	
Capital Expenditure			
Total	-12.55%	Preliminary outcome for 2022/2023	
Financial Position			
In order			
Cash Flow			
In order			

ANNEXURE A 9 / 38

Total Revenue (including capital grants)

R thousand	Amended Budget	YearTD actual	% of Budget Received/Spent
Revenue	1,611,226	1,634,897	101.47%
Expenditure	1,616,449	1,540,857	95.32%
Surplus / (Deficit)	(5,223)	94,040	
Capital	212,216	185,581	87.45%

Total Revenue (excluding capital grants)

R thousand	Amended Budget	YearTD actual	% of Budget Received/Spent
Revenue	1,509,017	1,532,470	101.55%
Expenditure	1,616,449	1,540,857	95.32%
Surplus / (Deficit)	(107,432)	(8,387)	
Capital	212,216	185,581	87.45%

Performance in relation to SDBIP targets

See the comprehensive quarterly report included as Appendix 1 of this report.

Remedial or corrective steps

Refer to the SDBIP report.

In-year budget statement tables / ...

Table C1: s71 Monthly Budget Statement Summary

WC032 Overstrand - Table C1 Monthly Budget Statement Summary - Q4 Fourth Quarter

Description	2021/22				Budget Year 2022/23				Full Year Forecast
	Audited Outcome	Original Budget	Adjusted Budget	Monthly actual	YearTD actual	YearTD budget	YTD variance	YTD variance %	
R thousands									
Financial Performance									
Property rates	279,154	287,041	287,041	--	207,101	287,041	9,161	3%	287,041
Service charges	825,796	849,642	835,994	--	843,764	835,994	7,770	1%	835,994
Investment revenue	31,908	24,871	34,871	--	51,784	34,871	17,113	40%	34,871
Transfers and subsidies	151,903	168,184	177,496	--	171,538	177,496	(5,958)	-3%	177,496
Other own revenue	185,952	169,515	172,915	--	168,282	172,915	(4,633)	-3%	172,915
Total Revenue (excluding capital transfers and contributions)	1,473,713	1,498,153	1,508,917	--	1,532,470	1,508,917	23,553	2%	1,508,917
Employee costs	454,514	504,478	505,109	--	494,417	505,109	(10,692)	-2%	505,109
Remuneration of Councilors	11,538	12,335	12,335	--	11,857	12,335	(478)	-4%	12,335
Depreciation & asset impairment	147,004	146,596	146,596	--	146,596	146,596	--	--	146,596
Finance charges	47,584	48,056	48,056	--	48,152	48,056	96	0%	48,056
Materials and bulk purchases	404,258	438,298	433,572	--	405,292	433,572	(28,280)	-7%	433,572
Transfers and subsidies	12,813	13,057	14,786	--	14,786	14,786	--	--	14,786
Other expenditure	417,889	434,152	455,995	--	419,757	455,995	(36,238)	-8%	455,995
Total Expenditure	1,485,680	1,594,971	1,616,448	--	1,540,857	1,616,448	(75,591)	-5%	1,616,448
Surplus/(Deficit)	(22,887)	(96,819)	(107,432)	--	(8,387)	(107,432)	99,045	-82%	(107,432)
Transfers and subsidies - capital (mandatory allocations)	37,978	72,294	87,141	--	86,777	87,141	(364)	-0%	87,141
Contributors & Contributed assets	4,430	12,662	15,088	--	15,600	15,088	512	4%	15,088
Surplus/(Deficit) after capital transfers & contributions	30,380	(11,902)	(5,223)	--	84,048	(5,223)	99,263	-1900%	(5,223)
Share of surplus / (deficit) of associate	--	--	--	--	--	--	--	--	--
Surplus / (Deficit) for the year	30,380	(11,902)	(5,223)	--	84,048	(5,223)	99,263	-1900%	(5,223)
Capital expenditure & funds sources									
Capital expenditure	--	236,028	212,216	--	185,581	212,216	(26,636)	-12%	212,216
Capital transfers recognised	91,385	123,702	143,994	--	128,527	143,994	(15,467)	-11%	143,994
Public contributions & donations	--	--	--	--	--	--	--	--	--
Borrowing	65,237	80,175	38,411	--	34,240	38,411	(4,162)	-11%	38,411
Internally generated funds	35,775	32,143	29,811	--	22,806	29,811	(7,005)	-24%	29,811
Total sources of capital funds	192,377	236,028	212,216	--	185,581	212,216	(26,636)	-12%	212,216
Financial position									
Total current assets	784,312	594,321	672,125	--	1,703,584	--	--	--	672,125
Total non current assets	3,945,528	4,164,847	4,122,242	--	4,109,288	--	--	--	4,122,242
Total current liabilities	305,751	346,808	319,094	--	1,290,415	--	--	--	319,094
Total non current liabilities	703,137	711,265	713,370	--	706,308	--	--	--	713,370
Community wealth/Equity	3,721,962	3,701,076	3,781,913	--	3,819,057	--	--	--	3,781,913
Cash flows									
Net cash from (used) operating	189,893	104,629	114,803	--	219,863	114,803	(105,060)	-82%	114,803
Net cash from (used) investing	(193,544)	(241,005)	(217,196)	--	(190,242)	(217,196)	(26,954)	12%	(217,196)
Net cash from (used) financing	(2,833)	1,377	5,377	--	638	1,377	742	54%	5,377
Cash/cash equivalents at the month/year end	616,280	431,368	615,263	--	646,535	615,263	(31,273)	-25%	615,263
Debtors & creditors analysis									
	0-30 Days	31-60 Days	61-90 Days	91-120 Days	121-150 Dys	151-180 Dys	181 Dys-1 Yr	Over 1Yr	Total
Debtors Age Analysis									
Total By Income Source	79,397	5,058	3,744	2,872	2,308	1,869	6,113	50,176	153,538
Creditors Age Analysis									
Total Creditors	5,310	--	--	--	--	--	--	--	5,310

ANNEXURE A 11 / 38

Table C2: Monthly Budget Statement – Financial Performance (standard classification)

WC032 Overstrand - Table C2 Monthly Budget Statement - Financial Performance (functional classification) - Q4 Fourth Quarter

Description	2021/22	Budget Year 2022/23							
	Audited Outcome	Original Budget	Adjusted Budget	Monthly actual	YearTD actual	YearTD budget	YTD variance	YTD variance %	Full Year Forecast
R thousands									
Revenue - Functional									
Governance and administration	390,897	384,994	386,420	-	447,561	386,420	49,242	12%	396,420
Executive and council	53,624	50,470	50,944	-	73,092	50,944	22,149	43%	50,944
Finance and administration	337,273	334,524	347,476	-	374,569	347,476	27,093	8%	347,476
Internal audit	-	-	-	-	-	-	-	-	-
Community and public safety	164,894	162,578	161,511	-	147,453	161,511	(14,158)	-9%	161,511
Community and social services	9,726	8,776	8,870	-	9,205	8,870	335	4%	8,870
Sport and recreation	15,568	10,972	11,372	-	14,928	11,372	3,556	29%	11,372
Public safety	48,216	35,995	41,335	-	41,569	41,335	(165)	0%	41,335
Housing	91,383	96,834	98,834	-	82,151	98,834	(17,683)	-18%	98,834
Health	-	-	-	-	-	-	-	-	-
Economic and environmental services	24,301	24,399	26,378	-	33,966	26,378	5,588	20%	26,378
Planning and development	17,461	13,483	13,783	-	19,049	13,783	5,266	38%	13,783
Road transport	6,342	10,879	14,596	-	14,877	14,596	281	2%	14,596
Environmental protection	498	37	37	-	40	37	3	8%	37
Trading services	936,098	1,021,999	1,022,817	-	1,095,816	1,022,817	(77,011)	-7%	1,022,817
Energy sources	557,894	615,533	614,451	-	579,149	614,451	(35,302)	-6%	614,451
Water management	106,426	167,048	169,604	-	182,561	169,604	12,957	8%	169,604
Waste water management	123,924	139,720	140,185	-	141,533	140,185	1,347	1%	140,185
Waste management	97,854	98,707	98,577	-	102,573	98,577	3,996	4%	98,577
Other	-	-	-	-	9	-	9	#DIV/0!	-
Total Revenue - Functional	1,516,190	1,583,969	1,611,226	-	1,634,897	1,611,226	23,671	1%	1,611,226
Expenditure - Functional									
Governance and administration	295,196	315,418	316,900	-	290,567	316,900	(26,333)	-8%	316,900
Executive and council	65,261	74,067	73,025	-	70,068	73,025	(2,957)	-4%	73,025
Finance and administration	226,997	237,178	240,229	-	217,347	240,229	(22,882)	-10%	240,229
Internal audit	2,898	4,165	3,646	-	3,152	3,646	(494)	-14%	3,646
Community and public safety	247,198	267,374	276,273	-	268,777	276,273	(7,496)	-3%	276,273
Community and social services	20,530	21,731	22,357	-	20,654	22,357	(1,703)	-8%	22,357
Sport and recreation	53,049	63,035	62,090	-	57,968	62,090	(4,122)	-7%	62,090
Public safety	126,920	118,758	128,742	-	130,189	128,742	1,447	1%	128,742
Housing	46,729	63,829	63,084	-	59,998	63,084	(3,118)	-5%	63,084
Health	-	-	-	-	-	-	-	-	-
Economic and environmental services	183,133	198,290	188,191	-	178,389	188,191	(9,802)	-5%	188,191
Planning and development	47,152	53,256	51,910	-	47,790	51,910	(4,218)	-8%	51,910
Road transport	114,891	121,995	111,398	-	106,151	111,398	(4,957)	-4%	111,398
Environmental protection	21,090	23,039	25,173	-	24,538	25,173	(635)	-3%	25,173
Trading services	767,390	810,381	830,667	-	799,397	830,657	(31,260)	-4%	830,657
Energy sources	436,281	480,315	485,133	-	438,600	485,133	(46,533)	-10%	485,133
Water management	131,700	133,962	140,451	-	135,412	140,451	(5,038)	-4%	140,451
Waste water management	110,529	103,774	129,489	-	129,910	129,489	421	0%	129,489
Waste management	86,788	92,209	95,584	-	95,475	95,584	(110)	0%	95,584
Other	2,923	3,517	4,429	-	3,727	4,429	(701)	-16%	4,429
Total Expenditure - Functional	1,495,800	1,594,971	1,616,449	-	1,540,857	1,616,449	(75,592)	-5%	1,616,449
Surplus/ (Deficit) for the year	20,390	(11,002)	(5,223)	-	94,040	(5,223)	99,263	-1900%	(5,223)

ANNEXURE A 12 / 38

This table reflects the operating budget (Financial Performance) in the standard classifications which are Functions and Sub-functions. These are used by National Treasury to assist in the compilation of national and international accounts for comparison purposes, regardless of the unique organisational structures used by the different institutions.

The main functional areas are Governance and administration; Community and public safety; Economic and environmental services; and Trading services.

It is for this reason that Financial Performance is reported in functional classification, Table C2, and by municipal vote, Table C3.

ANNEXURE A 13 / 38

Table C3: Monthly Budget Statement – Financial Performance (revenue and expenditure by municipal vote)

WC032 Overstrand - Table C3 Monthly Budget Statement - Financial Performance (revenue and expenditure by municipal vote) - Q4 Fourth

Vote Description	2021/22	Budget Year 2022/23							
	Audited Outcome	Original Budget	Adjusted Budget	Monthly actual	YearTD actual	YearTD budget	YTD variance	YTD variance %	Full Year Forecast
R thousands									
Revenue by Vote									
Vote 1 - Council & Mayor's Office	53,270	50,312	50,786	-	72,885	50,786	22,099	43.5%	50,786
Vote 2 - Municipal Manager & Internal Audit	-	-	-	-	-	-	-	-	-
Vote 3 - Management Services	3,603	669	1,069	-	1,470	1,069	401	37.5%	1,069
Vote 4 - Finance	323,686	327,436	337,236	-	369,241	337,236	32,005	9.5%	337,236
Vote 5 - Infrastructure & Planning	672,305	730,542	743,119	-	885,145	743,119	(142,026)	-19.3%	743,119
Vote 6 - Protection Services	48,857	35,995	41,335	-	41,159	41,335	(176)	-0.4%	41,335
Vote 7 - Economic and Social Development & Tourism	4,846	2,811	3,111	-	2,752	3,111	(359)	-11.2%	3,111
Vote 8 - Community Services	409,623	435,105	434,571	-	482,244	434,571	47,673	10.9%	434,571
Vote 9 - Costing Services	-	-	-	-	-	-	-	-	-
Vote 10 - Main Ledger Services	-	-	-	-	-	-	-	-	-
Total Revenue by Vote	1,916,190	1,583,669	1,611,226	-	1,634,897	1,611,226	23,671	1.5%	1,611,226
Expenditure by Vote									
Vote 1 - Council & Mayor's Office	36,404	44,562	47,361	-	46,290	47,361	(1,071)	-2.3%	47,361
Vote 2 - Municipal Manager & Internal Audit	6,042	6,042	7,569	-	6,775	7,569	(794)	-10.5%	7,569
Vote 3 - Management Services	57,226	65,889	85,456	-	59,758	65,456	(5,697)	-8.7%	65,456
Vote 4 - Finance	79,557	106,313	102,296	-	90,926	102,296	(11,370)	-11.1%	102,296
Vote 5 - Infrastructure & Planning	690,779	734,810	748,137	-	770,440	748,137	(22,399)	-3.0%	748,137
Vote 6 - Protection Services	123,167	119,732	127,662	-	126,921	127,662	(741)	-0.6%	127,662
Vote 7 - Economic and Social Development & Tourism	15,122	17,570	16,794	-	14,391	16,794	(2,403)	-14.3%	16,794
Vote 8 - Community Services	487,502	498,023	501,174	-	485,348	501,174	(15,827)	-3.2%	501,174
Vote 9 - Costing Services	-	-	-	-	-	-	-	-	-
Vote 10 - Main Ledger Services	-	-	-	-	-	-	-	-	-
Total Expenditure by Vote	1,495,860	1,694,971	1,616,449	-	1,540,857	1,616,449	(75,592)	-4.7%	1,616,449
Surplus/ (Deficit) for the year	20,390	(11,602)	(5,223)	-	94,040	(5,223)	99,263	-196.5%	(5,223)

The operating expenditure budget is approved by Council on the municipal vote level. The municipal votes reflect the organisational structure of the municipality which is made up of the following directorates: Council; Municipal Manager; Management Services; Finance; Infrastructure & Planning; Protection Services; Economic and Social Development & Tourism and Community Services.

Unauthorised expenditure by year-end would occur either for the municipality as a whole if the adjusted budget for 'Total Expenditure by Vote' or if any of the individual budgets for any specific vote/s were overspent. During the financial year some of the figures are influenced by transactions that occur annually only.

Table C4: Monthly Budget Statement – Financial Performance (revenue and expenditure)

WC632 Overstrand - Table C4 Monthly Budget Statement - Financial Performance (revenue and expenditure) - Q4 Fourth Quarter

Description	2021/22	Budget Year 2022/23							Full Year Forecast
	Added Outcome	Original Budget	Adjusted Budget	Monthly actual	YearTD actual	YearTD Budget	YTD variance	YTD variance %	
<i>R thousands</i>									
Revenue By Source									
Property rates	275,154	287,941	287,941	-	237,101	287,941	8,161	3%	287,941
Service charges - electricity revenue	512,750	541,002	528,044	-	498,870	528,044	(29,100)	-5%	528,044
Service charges - water revenue	142,917	138,138	138,138	-	158,376	138,138	20,238	15%	138,138
Service charges - sanitation revenue	93,177	90,962	90,962	-	100,588	90,962	8,624	11%	90,962
Service charges - refuse revenue	76,961	75,850	75,850	-	85,923	75,850	7,074	9%	75,850
Rental of facilities and equipment	6,692	4,573	4,573	-	5,334	4,573	761	17%	4,573
Interest earned - external investments	31,908	24,871	24,871	-	51,784	24,871	17,313	40%	24,871
Interest earned - outstanding debtors	4,220	3,982	3,982	-	7,090	3,982	3,108	78%	3,982
Dividends received	-	-	-	-	-	-	-	-	-
Fines, penalties and tribals	35,124	20,344	20,344	-	23,474	20,344	3,130	15%	20,344
Licences and permits	2,790	2,636	2,636	-	2,975	2,636	340	13%	2,636
Agency services	8,655	7,859	7,859	-	7,140	7,859	(718)	-9%	7,859
Transfers and subsidies	151,903	186,184	177,498	-	171,536	177,498	(5,958)	-3%	177,498
Other revenue	122,717	121,888	125,298	-	118,547	125,298	(5,751)	-5%	125,298
Gains	7,570	8,225	8,225	-	2,719	8,225	(5,506)	-67%	8,225
Total Revenue (excluding capital transfers and contributions)	1,473,713	1,498,153	1,509,817	-	1,532,478	1,509,817	23,455	2%	1,509,817
Expenditure By Type									
Employee related costs	454,614	504,478	505,109	-	494,417	505,109	(10,692)	-2%	505,109
Remuneration of councillors	11,533	12,338	12,338	-	11,857	12,338	(478)	-4%	12,338
Debt impairment	33,596	13,504	18,617	-	22,213	18,617	2,598	13%	18,617
Depreciation & asset impairment	147,054	145,596	145,596	-	145,596	145,596	-	-	145,596
Finance charges	47,584	48,058	48,058	-	48,152	48,058	96	0%	48,058
Bulk purchases - electricity	351,600	384,161	371,533	-	348,418	371,533	(25,118)	-7%	371,533
Inventory consumed	52,658	52,137	52,258	-	58,874	52,258	(3,164)	-6%	52,258
Contracted services	237,081	269,929	262,941	-	256,215	262,941	(25,826)	-9%	262,941
Transfers and subsidies	12,813	13,057	14,798	-	14,786	14,798	-	-	14,798
Other expenditure	116,230	150,858	154,337	-	141,329	154,337	(13,008)	-8%	154,337
Losses	31,171	-	-	-	-	-	-	-	-
Total Expenditure	1,429,805	1,584,971	1,616,449	-	1,540,657	1,616,449	(75,582)	-5%	1,616,449
Surplus/Deficit	(22,097)	(86,818)	(107,432)	-	(8,387)	(107,432)	99,045	(8)	(107,432)
Transfers and subsidies - capital (monetary allocations) (National / Provincial and District)	-	-	-	-	-	-	-	-	-
Transfers and subsidies - capital (monetary allocations) (National / Provincial Departmental Agencies, Households, Non-profit Institutions, Private Enterprises, Public Corporations, Higher Educational Institutions)	37,915	72,254	87,141	-	86,777	87,141	(364)	(0)	87,141
Transfers and subsidies - capital (in-kind - all)	3,526	12,662	12,442	-	12,337	12,442	(106)	(0)	12,442
Transfers and subsidies - capital (in-kind - all)	975	-	2,626	-	3,314	2,626	688	8	2,626
Surplus/Deficit after capital transfers & contributions	20,389	(11,902)	(5,223)	-	94,048	(5,223)	99,271	(8)	(5,223)
Taxation	-	-	-	-	-	-	-	-	-
Surplus/Deficit after taxation	20,389	(11,902)	(5,223)	-	94,048	(5,223)	99,271	(8)	(5,223)
Attributable to minorities	-	-	-	-	-	-	-	-	-
Surplus/Deficit attributable to municipality	20,389	(11,902)	(5,223)	-	94,048	(5,223)	99,271	(8)	(5,223)
Share of surplus/ (deficit) of associates	-	-	-	-	-	-	-	-	-
Surplus/ (Deficit) for the year	20,389	(11,902)	(5,223)	-	94,048	(5,223)	99,271	(8)	(5,223)

The annual revenue budget is approved as 'Revenue by Source'. The Year-to-Date actual revenue is 1.55% above the YTD budget projections.

Current expenditure is 4.68% below YTD budget projections for June 2023.

Table C5: Monthly Budget Statement - Capital Expenditure (municipal vote, standard classification and funding)

WC032 Overstrand - Table C5 Monthly Budget Statement - Capital Expenditure (municipal vote, functional classification and funding) - Q4 Fourth Quarter

Vote Description	2021/22	Budget Year 2022/23							
	Audited Outcome	Original Budget	Adjusted Budget	Monthly actual	Year/To actual	Year/To budget	YTD variance	YTD variance %	Full Year Forecast
R thousands									
Multi-Year expenditure classification									
Vote 1 - Council & Mayor's Office	--	--	--	--	--	--	--	--	--
Vote 2 - Municipal Manager & Internal Audit	--	--	--	--	--	--	--	--	--
Vote 3 - Management Services	3,250	1,815	1,818	--	1,818	1,818	(6)	0%	1,818
Vote 4 - Finance	42	60	57	--	57	57	(3)	0%	57
Vote 5 - Infrastructure & Planning	146,819	184,128	174,803	--	121,527	124,803	(23,286)	-13%	174,803
Vote 6 - Protection Services	2,117	200	600	--	482	600	(118)	-20%	600
Vote 7 - Economic and Social Development & Tourism	100	45	45	--	28	45	(18)	-39%	45
Vote 8 - Community Services	6,411	735	1,330	--	1,184	1,330	(201)	-15%	1,330
Vote 9 - Coding Services	--	--	--	--	--	--	--	--	--
Vote 10 - Main Ledger Services	--	--	--	--	--	--	--	--	--
Total Capital Multi-year expenditure	158,744	281,863	178,788	--	155,121	178,788	(23,667)	-13%	178,788
Single Year expenditure classification									
Vote 1 - Council & Mayor's Office	--	--	--	--	--	--	--	--	--
Vote 2 - Municipal Manager & Internal Audit	--	--	--	--	--	--	--	--	--
Vote 3 - Management Services	--	--	--	--	--	--	--	--	--
Vote 4 - Finance	--	--	--	--	--	--	--	--	--
Vote 5 - Infrastructure & Planning	18,884	17,475	14,346	--	14,625	14,740	(114)	-1%	14,740
Vote 6 - Protection Services	4,989	2,440	3,442	--	4,548	5,442	(894)	-16%	5,442
Vote 7 - Economic and Social Development & Tourism	--	--	--	--	--	--	--	--	--
Vote 8 - Community Services	3,039	14,970	(1,207)	--	11,288	(3,207)	(1,877)	-15%	(3,207)
Vote 9 - Coding Services	--	--	--	--	--	--	--	--	--
Vote 10 - Main Ledger Services	--	--	--	--	--	--	--	--	--
Total Capital single-year expenditure	27,011	34,927	21,411	--	30,461	21,411	(2,888)	-9%	21,411
Total Capital Expenditure	185,755	316,790	200,199	--	185,582	200,199	(24,617)	-8%	200,199
Capital Expenditure - Functional Classification									
Governance and administration	3,761	1,875	1,875	--	1,888	1,875	(6)	0%	1,875
Executive and council	3	5	5	--	5	5	(2)	-1%	5
Finance and administration	3,250	1,815	1,818	--	1,864	1,870	(6)	0%	1,870
Internal audit	--	--	--	--	--	--	--	--	--
Community and public safety	43,534	53,434	58,191	--	49,838	58,191	(17,353)	-30%	58,191
Community and social services	1,458	7,281	4,781	--	3,892	4,781	(889)	-19%	4,781
Sport and recreation	3,047	2,030	3,547	--	3,319	3,547	(228)	-6%	3,547
Public safety	7,989	2,792	6,942	--	5,887	6,942	(1,055)	-15%	6,942
Housing	49,011	49,880	44,311	--	28,623	44,311	(15,688)	-30%	44,311
Health	--	--	--	--	--	--	--	--	--
Economic and environmental services	11,483	14,068	18,888	--	17,783	18,888	(906)	-6%	18,888
Planning and development	2,655	1,478	1,844	--	903	1,844	(941)	-51%	1,844
Road transport	8,744	12,590	16,824	--	16,786	16,824	(38)	0%	16,824
Environmental protection	--	--	--	--	--	--	--	--	--
Trading services	113,877	168,624	133,490	--	125,172	133,490	(8,318)	-6%	133,490
Energy services	28,263	65,369	59,907	--	55,430	59,907	(4,477)	-7%	59,907
Water management	38,721	33,970	35,786	--	31,698	35,786	(4,088)	-12%	35,786
Waste water management	46,734	57,285	37,801	--	37,338	37,801	(463)	-1%	37,801
Waste management	2,952	3,544	5,878	--	5,837	5,878	(41)	-1%	5,878
Other	--	--	--	--	--	--	--	--	--
Total Capital Expenditure - Functional Classification	185,755	316,790	200,199	--	185,582	200,199	(24,617)	-8%	200,199
Funded by									
National Government	26,886	72,254	81,741	--	81,741	81,741	0	0%	81,741
Provincial Government	1,284	--	5,439	--	5,038	5,439	(404)	-7%	5,439
District Municipality	--	--	--	--	--	--	--	--	--
Other transfer and grants	55,267	51,447	58,853	--	41,746	56,853	(15,107)	-27%	56,853
Transfers recognised - capital	83,437	123,701	146,883	--	128,525	143,483	(15,487)	-11%	143,483
Public contributions & donations	--	--	--	--	--	--	--	--	--
Borrowing	65,237	81,175	38,411	--	34,240	38,411	(4,171)	-11%	38,411
Internally generated funds	37,081	32,114	29,811	--	22,817	29,811	(7,000)	-21%	29,811
Total Capital Funding	185,755	286,989	215,105	--	185,582	213,216	(28,617)	-13%	213,216

Capital expenditure is 12.55% below the Year-to-Date budget projections. Refer to the table on page 28 for the implementation status of the Top 10 Capital Projects.

ANNEXURE A 16 / 38

Table C6: Monthly Budget Statement - Financial Position

WC032 Overstrand - Table C6 Monthly Budget Statement - Financial Position - Q4 Fourth Quarter

Description	2021/22	Budget Year 2022/23			
	Audited Outcome	Original Budget	Adjusted Budget	YearTD actual	Full Year Forecast
R thousands					
ASSETS					
Current assets					
Cash	206,029	31,308	115,263	236,297	115,263
Call investment deposits	410,251	400,000	400,000	410,280	400,000
Consumer debtors	95,513	92,590	92,433	127,452	92,433
Other debtors	61,587	59,486	53,433	917,670	53,433
Current portion of long-term receivables	-	-	-	-	-
Inventory	10,932	10,908	10,908	11,886	10,908
Total current assets	784,312	594,291	672,036	1,703,584	672,036
Non current assets					
Long-term receivables	-	-	-	-	-
Investments	60,512	70,005	70,005	68,211	70,005
Investment property	127,088	132,846	132,846	127,088	132,846
Investments in Associate	-	-	-	-	-
Property, plant and equipment	3,637,253	3,820,865	3,798,520	3,792,314	3,798,520
Agricultural	-	-	-	-	-
Biological assets	610	-	542	610	542
Intangible assets	8,940	8,203	8,203	8,940	8,203
Other non-current assets	112,126	130,928	112,126	112,126	112,126
Total non current assets	3,946,528	4,162,847	4,122,242	4,109,288	4,122,242
TOTAL ASSETS	4,730,840	4,757,138	4,794,277	5,812,872	4,794,277
LIABILITIES					
Current liabilities					
Bank overdraft	-	-	-	-	-
Borrowing	50,494	58,592	58,592	173,959	58,592
Consumer deposits	43,312	66,074	43,312	65,810	43,312
Trade and other payables	165,088	173,931	168,910	988,824	168,910
Provisions	46,857	48,210	48,210	61,822	48,210
Total current liabilities	305,751	346,808	319,025	1,290,416	319,025
Non current liabilities					
Borrowing	429,908	421,184	421,184	421,957	421,184
Provisions	273,231	290,101	292,186	286,343	292,186
Total non current liabilities	703,137	711,285	713,370	708,300	713,370
TOTAL LIABILITIES	1,008,888	1,058,092	1,032,395	1,998,715	1,032,395
NET ASSETS	3,721,952	3,699,046	3,761,882	3,814,156	3,761,882
COMMUNITY WEALTH/EQUITY					
Accumulated Surplus/(Deficit)	3,718,724	3,695,823	3,758,660	3,791,524	3,758,660
Reserves	3,228	3,223	3,223	27,533	3,223
TOTAL COMMUNITY WEALTH/EQUITY	3,721,952	3,699,046	3,761,882	3,819,057	3,761,882

The statement of financial position is in line with expectations for the financial year.

Table C7: Monthly Budget Statement - Cash Flow

WC932 Overstrand - Table C7 Monthly Budget Statement - Cash Flow - Q4 Fourth Quarter

Description	2021/22				Budget Year 2022/23				
	Audited Outcome	Original Budget	Adjusted Budget	Monthly actual	YearTD actual	YearTD budget	YTD variance	YTD variance %	Full Year Forecast
R thousands									
CASH FLOW FROM OPERATING ACTIVITIES									
Receipts									
Property rates	279,286	285,907	285,907	-	291,208	285,907	5,300	2%	285,907
Service charges	817,842	843,505	830,014	-	816,513	830,014	(13,101)	-2%	830,014
Other revenue	171,510	145,982	152,798	-	158,664	152,798	5,866	4%	152,798
Transfers and Subsidies - Operational	145,075	166,184	177,496	-	171,496	177,496	(6,000)	-3%	177,496
Transfers and Subsidies - Capital	49,380	72,254	87,141	-	82,787	87,141	(4,354)	-5%	87,141
Interest	36,128	24,871	34,671	-	58,674	34,671	24,203	70%	34,671
Dividends	-	-	-	-	-	-	-	-	-
Payments									
Suppliers and employees	(1,237,641)	(1,375,071)	(1,390,382)	-	(1,297,517)	(1,390,382)	(92,864)	7%	(1,390,382)
Finance charges	(47,284)	(48,058)	(48,058)	-	(47,775)	(48,058)	(281)	1%	(48,058)
Transfers and Grants	(12,813)	(13,057)	(14,786)	-	(14,786)	(14,786)	-	-	(14,786)
NET CASH FROM(USED) OPERATING ACTIVITIES	199,993	194,629	114,883	-	219,863	114,883	105,080	-82%	114,883
CASH FLOWS FROM INVESTING ACTIVITIES									
Receipts									
Proceeds on disposal of PPE	3,813	-	-	-	-	-	-	-	-
Decrease (increase) in non-current receivables	-	-	-	-	-	-	-	-	-
Decrease (increase) in non-current investments	(4,983)	(4,983)	(4,983)	-	(4,983)	(4,983)	0	0%	(4,983)
Payments									
Capital assets	(190,277)	(236,020)	(212,216)	-	(189,282)	(212,216)	(26,934)	13%	(212,216)
NET CASH FROM(USED) INVESTING ACTIVITIES	(190,544)	(241,000)	(217,196)	-	(190,242)	(217,196)	(26,954)	12%	(217,196)
CASH FLOWS FROM FINANCING ACTIVITIES									
Receipts									
Short-term loans	-	-	-	-	-	-	-	-	-
Borrowing long term/financing	50,000	50,000	50,000	-	50,000	50,000	-	-	50,000
Increase (decrease) in consumer deposits	1,064	2,000	2,000	-	1,129	2,000	(871)	-44%	2,000
Payments									
Repayment of borrowing	(50,957)	(50,623)	(50,623)	-	(50,494)	(50,623)	(129)	0%	(50,623)
NET CASH FROM(USED) FINANCING ACTIVITIES	(2,893)	1,377	1,377	-	635	1,377	742	54%	1,377
NET INCREASE (DECREASE) IN CASH HELD	3,657	(134,994)	(101,017)	-	30,255	(101,017)			(101,017)
Cash/cash equivalents at beginning	612,723	566,302	616,280		616,280	616,280			616,280
Cash/cash equivalents at month/year end	616,280	431,308	515,263		646,535	515,263			515,263

Table C7 balances to the current Cash balance, shown in the 'YTD actual' column, which is R 646,5 million.

The municipality started the year with a positive cash balance of R616.3 million. The June closing balance is R646,5 million as at 30 June 2023. Refer to Supporting Table SC9 for more details on the cash position.

ANNEXURE A 18 / 38

Supporting Table SC9: Monthly Budget Statement – Actual & revised targets for cash receipts & cash flows

WC012 Overstrand - Supporting Table SC9 Monthly Budget Statement - actuals and revised targets for cash receipts - M 12 June

Description	Budget Year 2022/23												2022/23 Medium Term Revenue & Expenditure Framework		
	July	August	Sept	October	Nov	Dec	January	Feb	March	April	May	June	Budget Year 2022/23	Budget Year +1 2023/24	Budget Year +2 2024/25
Cash Receipts By Source															
Property rate	24,024	26,027	25,824	22,211	21,875	21,940	24,037	21,518	20,113	21,210	20,225	21,254	280,927	268,710	270,088
Service charges - electricity revenue	41,223	45,288	44,028	45,028	45,015	39,911	41,223	38,333	42,227	38,329	39,565	37,711	525,288	479,228	622,218
Service charges - water revenue	18,948	12,121	10,284	10,241	11,262	12,261	14,226	14,028	18,888	8,728	16,222	10,872	138,881	142,728	140,128
Service charges - sanitation revenue	3,911	8,228	1,822	1,943	1,922	1,828	8,922	12,121	10,221	8,215	8,228	6,522	6,522	30,218	31,218
Service charges - refuse	18,824	1,222	2,214	8,822	6,822	6,542	6,712	6,224	8,228	5,728	1,825	5,128	17,242	82,214	81,418
Service charges - other	-	-	-	-	-	-	-	-	-	-	-	-	-	-	-
Rental of buildings and equipment	547	622	628	212	228	428	284	428	228	228	228	428	4,228	4,728	4,228
Interest earned - external investments	1,822	1,822	2,248	4,224	1,222	1,222	11,222	1,228	1,222	1,222	4,222	15,222	24,222	25,222	21,222
Interest earned - subsidiary entities	414	228	422	222	812	228	428	728	822	712	812	812	-	-	-
Dividends received	-	-	-	-	-	-	-	-	-	-	-	-	-	-	-
Fines, penalties and rebates	1,824	1,822	1,228	1,228	1,828	1,822	2,222	1,828	1,828	1,222	1,822	1,822	15,222	12,224	12,222
License and permits	228	222	212	222	248	128	222	128	228	228	228	228	228	2,228	2,228
Agency services	422	222	222	228	228	228	228	228	228	228	228	228	2,228	2,228	2,228
Transfer receipts - capacity	27,848	2,228	1,222	2,222	1,228	47,222	812	2,222	48,222	1,822	2,222	2,222	188,224	174,228	182,224
Other revenue	22,828	5,222	12,228	16,428	18,224	12,228	1,244	2,222	2,224	8,224	8,248	11,224	117,224	117,228	48,228
Cash Receipts by Source	173,828	192,822	171,211	121,828	113,812	124,228	112,422	124,228	122,822	122,822	122,822	122,822	1,882,224	1,828,228	1,924,228
Other Cash Flows by Source															
Transfers and subsidies - capital (temporary allocations) (National)	18,222	228	228	8,222	12,228	8,222	8,228	228	8,228	12,222	8,228	8,228	22,224	22,228	22,228
Transfers and subsidies - capital (temporary allocations) (Municipal)	-	-	-	-	-	-	-	-	-	-	-	-	-	-	-
Proceeds on Disposal of Fixed and Intangible Assets	-	-	-	-	-	-	-	-	-	-	-	-	-	-	-
Disbursements	-	-	-	-	-	-	-	-	-	-	-	-	-	-	-
Borrowing long term financing	-	-	-	-	-	-	-	-	-	-	-	-	52,228	52,228	52,228
Increases (decreases) in consumer deposits	828	222	248	228	1,222	128	128	128	228	128	228	228	828	2,228	2,228
Decreases (increases) in non-current investments	-	-	-	-	-	-	-	-	-	-	-	-	-	-	-
Decreases (increases) in non-current investments	428	428	428	428	428	428	428	428	428	428	428	428	4,228	4,228	4,228
Total Cash Receipts by Source	192,828	197,822	177,221	128,228	122,812	128,818	112,422	124,228	122,822	122,822	122,822	122,822	1,924,224	1,882,228	1,924,228
Cash Payments by Type															
Employee related costs	28,222	28,228	28,244	28,244	28,228	28,244	47,222	28,212	27,228	28,222	28,222	28,222	28,222	28,228	28,228
Remuneration of board members	828	828	828	1,222	1,228	828	828	828	828	828	828	828	828	12,228	12,228
Interest paid	28	428	1,222	228	828	828	828	1,228	2,222	428	128	228	22,228	48,228	47,228
Subsidiaries - Electricity	7	42,222	48,422	24,222	24,248	24,222	24,222	22,222	22,222	22,222	22,222	22,222	22,222	22,228	22,228
Accidents - water & other inventory	1,247	4,228	4,228	8,222	8,228	8,228	8,228	4,228	4,228	4,228	4,228	4,228	4,228	12,228	12,228
Contracted services	722	18,228	18,228	18,244	18,228	18,228	18,228	18,228	18,228	18,228	18,228	18,228	18,228	18,228	18,228
Grants and subsidies paid - other municipalities	-	-	-	-	-	-	-	-	-	-	-	-	-	-	-
Grants and subsidies paid - other	842	1,222	2,228	228	1,248	1,248	842	1,228	2,222	2,222	1,222	1,248	1,228	1,228	1,228
General expenses	88,222	112,222	112,228	112,228	112,228	112,228	112,228	112,228	112,228	112,228	112,228	112,228	112,228	112,228	112,228
Cash Payments by Type	124,224	122,228	124,228	122,228	122,228	122,228	122,228	122,228	122,228	122,228	122,228	122,228	1,222,228	1,222,228	1,222,228
Other Cash Flows/Payments by Type															
Capital work	828	8,228	12,222	12,244	12,228	12,228	12,228	12,228	12,228	12,228	12,228	12,228	12,228	12,228	12,228
Replacement of borrowing	2,222	1,222	4,228	2,222	1,244	12,228	2,222	1,228	5,228	2,448	1,222	12,228	12,228	12,228	12,228
Other Cash Flows/Payments	-	-	-	-	-	-	-	-	-	-	-	-	-	-	-
Total Cash Payments by Type	127,224	132,228	140,228	136,228	135,228	136,228	136,228	136,228	136,228	136,228	136,228	136,228	1,322,228	1,322,228	1,322,228
NET INCREASE/(DECREASE) IN CASH HELD	65,604	65,594	52,993	6,000	(13,416)	(7,410)	(24,806)	1,999	(13,406)	6,594	(13,406)	(13,406)	(13,406)	(13,406)	(13,406)
Cash/bank equivalents at the month/year beginning	882,228	882,228	882,228	882,228	882,228	882,228	882,228	882,228	882,228	882,228	882,228	882,228	882,228	882,228	882,228
Cash/bank equivalents at the month/year end	947,832	947,822	935,221	888,228	868,812	874,818	857,422	884,228	868,822	888,822	868,822	868,822	868,822	868,822	868,822

This supporting table gives details of information summarised in Table C7.

PART 2 – SUPPORTING DOCUMENTATION

Debtors' analysis

Supporting Table SC3 Debtors' age analysis

(This table represents the debtors billing system representing the state of all debtors, including payments received in advance)

WC02 Overland - Supporting Table SC3 Monthly Budget Statement - aged debtors - 30/06/2023

Description	KT Code	Budget Year 2022/23										Total over 90 Days	Actual Debtors within 30 days of invoice	Payment - See Debtors Use Council Policy
		0-30 Days	31-60 Days	61-90 Days	91-120 Days	121-150 Days	151-180 Days	181-210 Days	211-240 Days	241-270 Days	271-300 Days			
Debtors Age Analysis By Invoice Source														
Trade and Other Receivables for Exchange Transactions - Water	000	9,238	1,238	802	638	394	448	1,702	1,724	3,238	11,866	-	-	-
Trade and Other Receivables for Exchange Transactions - Electricity	000	25,021	1,944	1,076	753	89	403	1,871	1,000	27,968	11,252	-	-	-
Receivables from Exchange Transactions - Property Rates	000	20,245	821	475	341	26	275	1,200	1,040	24,223	8,023	-	-	-
Receivables from Exchange Transactions - Water Value Management	000	5,246	471	302	340	34	271	1,200	1,010	11,284	7,888	-	-	-
Receivables from Exchange Transactions - Water Management	000	3,881	548	440	297	24	271	407	2,160	12,741	4,891	-	-	-
Receivables from Exchange Transactions - Property Rates/Debtors	000	3,803	66	22	13	14	30	8	107	4,043	29	-	-	-
Receivables from Other Debtors - Accounts	010	122	69	27	18	42	87	56	1,067	1,511	11,084	-	-	-
Receivables - unclassified - Regular - Trades and service expenditure	000	-	-	-	-	-	-	-	-	-	-	-	-	-
Other	000	14,220	20	127	273	201	138	365	5,662	15,477	8,88	-	-	-
Total By Invoice Source	000	78,287	5,058	3,784	2,672	1,389	1,889	8,119	35,078	113,598	61,023	-	-	-
2022/23 - total aged		86,586	3,877	4,979	3,866	1,869	1,988	9,328	43,677	125,064	69,847	-	-	-
Debtors Age Analysis By Customer Group														
Organ of State	000	1,158	30	75	121	34	31	204	1,088	1,471	2,144	-	-	-
Commercial	000	4,574	121	88	71	30	46	202	1,287	11,918	2,711	-	-	-
Household	000	69,600	4,907	3,281	2,675	2,215	1,762	8,000	40,000	100,609	51,208	-	-	-
Other	000	17,568	4	3	3	10	7	4	92	1,888	221	-	-	-
Total By Customer Group	000	73,287	5,058	3,784	2,672	1,389	1,889	8,119	35,078	113,598	61,023	-	-	-

The debtors' 12-month rolling average payment rate is 98,96% at the end of June 2023.

Summary of Indigent Households

	Indigent Households	Other Households	Total Households	
2022				
July	7,301	28,772	36,073	20.24%
August	7,344	28,586	35,930	20.44%
September	7,382	28,550	35,932	20.54%
October	7,396	28,547	35,943	20.58%
November	7,376	28,556	35,932	20.53%
December	7,406	28,530	35,936	20.61%
2023				
January	7,394	28,543	35,937	20.57%
February	7,409	28,530	35,939	20.62%
March	7,409	28,531	35,940	20.61%
April	7,424	28,490	35,914	20.67%
May	7,433	28,998	36,431	20.40%
June	1,491	35,385	36,877	4.04%

Monthly FBS (Free Basic Services)

Free Basic Water				Free Basic Sanitation			
No. of Indigent (poor) beneficiaries	No. of other beneficiaries (non indigent)	Total beneficiaries	level of Service (e.g. 6 kilolitres per household)	No. of Indigent (poor) beneficiaries	No. of other beneficiaries (non indigent)	Total beneficiaries	level of Service (e.g. VIP toilets)
1491			TDRL	1491	0	1491	waterborne
Free Basic Electricity				Free Basic Refuse Removal			
Beneficiaries provided by Eskom	Beneficiaries provided by Municipality	Non-grid energy Beneficiaries	level of Service (e.g. 50 Kwh per household)	No. of Indigent (poor) beneficiaries	No. of other beneficiaries (non indigent)	Total beneficiaries	level of Service (type of subsidy)
29	1462		50kWh	1491	0	1491	Total monthly levy

Summary of Debtors Age Analysis

MONTH	< 30 Days	< 60 Days	< 90 Days	< 120 Days	< 150 Days	<180 Days	<305 Days	>305 Days	Total	Older than 30 Days	Older than 90 days
2022/2023											
June	87 588,561	5 097,920	3 744,408	2 871,715	2 309,203	1 899,875	8 112,920	50 176,494	182 727,787	75 141,238	68 338,907
May	77 111,564	4 930,854	3 464,117	2 627,030	2 123,887	1 972,592	11 131,264	50 143,342	193 904,698	76 393,086	67 998,118
April	90 919,418	5 349,075	3 252,657	2 379,000	2 105,472	2 007,764	10 402,504	49 568,930	185 868,504	75 060,488	68 483,753
March	77 256,807	4 315,379	2 765,690	2 325,683	2 112,940	1 772,262	8 972,448	48 109,738	148 630,341	71 374,140	64 299,071
February	92 578,566	4 483,336	3 154,193	2 609,730	2 208,152	3 506,085	8 934,480	51 241,229	168 766,798	76 188,212	68 550,683
January	94 765,297	4 672,770	2 991,939	2 426,029	3 614,361	2 165,705	8 359,022	49 886,680	168 876,403	74 111,106	66 446,397
December	87 865,080	3 995,475	2 722,181	3 780,441	2 270,217	1 029,437	8 325,398	49 090,980	159 548,207	71 684,122	64 966,472
November	81 080,848	3 637,347	4 321,057	2 909,464	1 842,788	1 683,524	7 931,489	47 884,695	150 061,315	69 580,394	61 621,960
October	77 763,581	5 389,435	2 891,447	1 801,960	1 766,239	1 388,783	7 896,913	46 302,187	145 800,591	68 036,300	59 756,082
September	82 373,416	4 036,921	2 190,106	2 002,974	1 438,617	1 506,896	7 547,972	46 185,270	147 307,673	64 934,256	58 701,229
August	85 300,150	3 321,049	2 418,363	1 634,245	1 610,645	1 423,175	7 337,769	46 450,821	147 496,906	64 196,050	58 456,654
July	88 495,299	3 629,544	1 346,083	1 709,685	1 521,309	1 572,722	6 993,366	45 793,005	191 591,013	63 095,713	57 520,086

Government Debt

Overstrand Municipality as at 30/06/2023		Total Debt	Services	Rates	Other
Department Responsible for the Debt					
NPW 2227		2,544,726	832,960	1,645,363	66,404
WCED 2251		570,476	570,476	0	0
OTHER 2255		41,113	41,113	0	0
HEALTH 2252		168,681	168,421	0	260
TPW 2256		57,342	-118,265	158,489	15,118
HUMAN SETTLE 2215		48,069	48,069	0	0
HOUSING 2253		4,829	4,829	0	0
OTHER MUNICIPALITIES 2276		38,037	38,037	0	0
TOTAL OUTSTANDING		3,471,272	1,585,639	1,803,852	81,781

Creditors' analysis

Supporting Table SC4

WC032 Overstrand - Supporting Table SC4 Monthly Budget Statement - aged creditors - M 12 June

Description	NT Code	Budget Year 2022/23								Total	Prior year total for chart (same period)
		0 - 30 Days	31 - 60 Days	61 - 90 Days	91 - 120 Days	121 - 150 Days	151 - 180 Days	181 Days - 1 Year	Over 1 Year		
Creditors Age Analysis By Customer Type											
Bulk Electricity	0100	-	-	-	-	-	-	-	-	-	-
Bulk Water	0200	-	-	-	-	-	-	-	-	-	-
PAYE deductions	0000	5,310	-	-	-	-	-	-	-	5,310	4,868
VAT (output less input)	0400	-	-	-	-	-	-	-	-	-	-
Pensions / Retirement deductions	0500	-	-	-	-	-	-	-	-	-	-
Loan repayments	0800	-	-	-	-	-	-	-	-	-	-
Trade Creditors	0700	-	-	-	-	-	-	-	-	-	(18)
Auditor General	0600	-	-	-	-	-	-	-	-	-	-
Other	0900	-	-	-	-	-	-	-	-	-	-
Total By Customer Type	1000	5,310	-	-	-	-	-	-	-	5,310	4,867

Supporting Table SC4 reflects current creditors at the end of June 2023.

The payment of creditors is within requirements of the MFMA.

Investment portfolio analysis

Supporting Table SC5

WC032 Overstrand - Supporting Table SC5 Monthly Budget Statement - investment portfolio - M12 June

Investments by maturity Name of institution & investment ID	Period of Investment	Type of Investment	Expiry date of investment	Accrued interest for the month	Yield for the month 1 (%)	Market value at beginning of the month	Change in market value	Market value at end of the month
Municipality								
LIBERTY 15934476	15 YEARS	Policy	01/09/2025	48		22,287	125	22,460
LIBERTY 21192664	14 YEARS	Policy	01/09/2025	37		40,132	260	40,429
MOMENTUM MP 3652776	14 YEARS	Policy	01/07/2025	(3)		5,295	30	5,322
ABSA 0331734880	DEP PLUS	DEP PLUS		65	7.8	10,280	(64)	10,281
Nedbank 03/7681534451 net 273	181 DAYS	FINED DEP	26/07/2023		8.799	100,000		100,000
ABSA 2080877954	151 days	FINED DEP	26/09/2023	3,559	8.58	100,000	(103,550)	-
ABSA 2080500660	147 days	FINED DEP	26/09/2023	3,447	8.56	100,000	(103,447)	-
ABSA 2080994666	120 days	FINED DEP	21/07/2023		8.62	100,000		100,000
Nedbank 03/7681534451 net 274	92 days	FINED DEP	23/09/2023	2,122	8.42	100,000	(102,122)	-
Standard Bank 288434005-034	30 days	FINED DEP	26/07/2023		9.1	100,000		100,000
ABSA 2080877954	92 days	FINED DEP	26/09/2023		9.46	100,000		100,000
Municipality sub-total				9,267		577,993	(188,768)	478,492
TOTAL INVESTMENTS AND INTEREST				9,267		577,993	(188,768)	478,492

Surplus cash not immediately required is invested in call and monthly deposits.

Long-term investments relate to the sinking fund investments. The approach with these investments to redeem a capital loan of R100m in 2026, relates to a guaranteed contribution payout at maturity. The three investments comply with legislative prescriptions (investment instruments).

The performance of these investments were severely impacted by COVID with the temporary financial market collapse in March 2020. The relative instability of the financial markets since then is still hampering the trajectory of the values up to maturity.

This matter was considered at the time by the executive mayor, accounting officer and chief financial officer, as well as subsequently, with the outcome, a conservative approach in remaining with the initial investment as a proven strategy during turbulent market cycles.

Allocation and grant receipts and expenditure

Supporting Table SC6 – Grant receipts

WC032 Overstrand - Supporting Table SC6 Monthly Budget Statement - transfers and grant receipts - M12 June

Description	2021/22			Budget Year 2022/23					
	Audited Outcome	Original Budget	Adjusted Budget	Monthly actual	YearTD actual	YearTD budget	YTD variance	YTD variance %	Full Year Forecast
R thousands									
RECEIPTS:									
Operating Transfers and Grants									
National Government:	127 877	152 983	153 762	-	153 762	153 762	-		153 762
Operational Revenue General Revenue Equitable Share	123 857	141 856	141 856		141 856	141 856	-		141 856
Energy Efficiency and Demand-side (Schedule 5E)	-	5 000	3 000		3 000	3 000	-		3 000
Expanded Public Works Programme Integrated Grant for Municipalities (Schedule 5E)	2 520	2 503	2 503		2 503	2 503	-		2 503
Local Government Financial Management Grant (Schedule 5E)	1 580	1 580	1 580		1 580	1 580	-		1 580
Water Services Infrastructure Grant	-	-	3 578		3 578	3 578	-		3 578
Municipal Infrastructure Grant (Schedule 5E)	-	1 144	1 144		1 144	1 144	-		1 144
Provincial Government:	57 947	71 719	78 365	3 578	68 497	78 365	(9 868)	-12.4%	78 365
Community Library Services Grant	5 180	8 258	8 258		8 258	8 258	-		8 258
Library Support Grant	2 222	-	-		-	-	-		-
Training Services Centres Grant	-	150	150		150	150	-		150
Resource Funding for Investigator & support of NS Unit	2 420	2 420	2 420		2 420	2 420	-		2 420
Municipal Electricity Modernisation Grant	1 000	-	-		-	-	-		-
Financial Management Capacity Building Grant	400	-	-		-	-	-		-
CCW	75	75	75		75	75	-		75
Municipal Energy Resilience Grant	650	-	-		-	-	-		-
LG Public Employment Grant	1 300	-	-		-	-	-		-
Maintenance & Construction of Transport Infrastructure	145	140	140		140	140	-		140
Financial Management Capacity Building Grant	-	-	400		400	400	-		400
Municipal Service Delivery & Capacity Building Grant	244	-	300		300	300	-		300
Municipal Intervention Grant	-	-	200		200	200	-		200
RESOURCE FUNDING FOR THE EST OF LAW ENFORCEMENT REACTION UNIT	6 307	2 958	2 958		2 958	2 958	-		2 958
Emergency Municipal Load-shedding relief grant	-	-	6 700		6 700	6 700	-		6 700
Human Settlements (Housing - Construction Contracts)	36 623	57 714	57 714	3 578	47 846	57 714	(9 868)	-17.1%	57 714
District Municipality:	90	-	35	-	35	35	-		35
CCW SAFETY FORUM	90	-	35		35	35	-		35
Other grant providers:	-	-	400	-	-	-	-		400
Departmental Agencies and Accounts	-	-	400		-	-	-		400
Total Operating Transfers and Grants	198 824	223 898	233 562	3 578	223 294	233 562	(9 868)	-4.2%	233 562
Capital Transfers and Grants									
National Government:	44 754	72 254	74 675	-	74 675	74 675	-		74 675
Integrated National Electrification Programme (Municipal Grant) (Schedule 5E)	18 515	21 331	27 331		27 331	27 331	-		27 331
Municipal Infrastructure Grant (Schedule 5E)	21 082	23 484	23 484		23 484	23 484	-		23 484
Water Services Infrastructure Grant (Schedule 5E)	5 157	27 439	23 860		23 860	23 860	-		23 860
Provincial Government:	48 419	38 789	43 289	-	38 009	43 289	(4 776)	-11.0%	43 289
Human Settlements (Housing - Construction Contracts)	47 819	38 789	41 789		37 009	41 789	(4 776)	-11.4%	41 789
Sports & Recreation Grant	600	-	-		-	-	-		-
Municipal Service Delivery & Capacity Building Grant	-	-	1 250		1 250	1 250	-		1 250
Municipal Intervention Grant	-	-	250		250	250	-		250
District Municipality:	-	-	-	-	-	-	-		-
Other grant providers:	-	-	-	-	-	-	-		-
Total Capital Transfers and Grants	93 173	111 043	117 964	-	113 184	117 964	(4 776)	-4.0%	117 964
TOTAL RECEIPTS OF TRANSFERS & GRANTS	291 997	334 941	351 526	3 578	336 478	351 526	(14 648)	-4.2%	351 526

Grant receipts are monitored according to the payment schedules. Year to date actuals only reflects actual receipts for 2022/2023.

A letter was received from NT regarding the withholding of funding on the Water Service Infrastructure Grant & Energy Efficiency and Demand Side Grant. The municipality submitted a written response to NT, and a gazette was issued for the stopping of allocations and re-allocations and technical adjustments in terms of DORA 2022 (Act 5/2022). The municipality retained the Water Service Infrastructure Grant, however, the Energy Efficiency and Demand Side Grant was adjusted downwards with R2m.

Supporting Table SC7(1) – Grant expenditure

WC032 Overstrand - Supporting Table SC7(1) Monthly Budget Statement - transfers and grant expenditure - M12 June

Description	2021/22	Budget Year 2022/23							
	Audited Outcome	Original Budget	Adjusted Budget	Monthly actual	YearTD actual	YearTD budget	YTD variance	YTD variance %	Full Year Forecast
R thousands									
EXPENDITURE									
Operating expenditure of Transfers and Grants									
National Government:	136,524	10,287	11,866	4,728	11,437	11,866	(428)	-3.6%	11,866
Operational Revenue General Revenue Equitable Share	130,444	-	-	-	-	-	-	-	-
Energy Efficiency and Demand-side (Schedule 5E)	-	5,000	3,000	422	2,769	3,000	(231)	-4.7%	3,000
Expanded Public Works Programme Integrated Grants for Municipalities (Schedule 5E)	2,530	2,503	2,563	297	2,563	2,503	(60)	-0.2%	2,503
Local Government Financial Management Grant (Schedule 5E)	1,550	1,550	1,550	1,176	1,550	1,550	-	-	1,550
Water Services Infrastructure Grant	-	-	3,579	2,684	3,262	3,579	(317)	-9.1%	3,579
Municipal Infrastructure Grant (Schedule 5E)	1,900	1,144	1,144	55	1,144	1,144	-	-	1,144
Provincial Government:	18,288	71,718	79,369	19,758	71,600	79,369	(7,769)	-9.8%	79,369
Community Library Services Grant	8,560	8,258	8,258	1,526	8,258	8,258	-	-	8,258
Library Support Grant	2,222	-	-	-	-	-	-	-	-
Theatres) Services Centres Grant	-	150	150	-	-	150	(150)	-100.0%	150
Resource funding for the establish & support of PG Unit	3,059	2,420	2,420	-	2,420	2,420	-	-	2,420
Municipal Electricity Masterplan Grant	1,800	-	-	-	-	-	-	-	-
Financial Management Capacity Building Grant	675	-	-	-	-	-	-	-	-
COB	75	75	75	16	75	75	(5)	-6.7%	75
Maintenance & Construction of Transport Infrastructure	145	140	140	-	140	140	-	-	140
Municipal Energy Resilience Grant	650	-	-	-	-	-	-	-	-
LG Public Employment Grant	1,300	-	-	-	-	-	-	-	-
Financial Management Capacity Grant	-	-	450	-	450	450	-	-	450
Municipal Service Delivery & Capacity Building Grant	181	-	300	37	121	300	(178)	-59.3%	300
Municipal Intervention Grant	-	-	200	174	174	200	(26)	-13.0%	200
RESOURCE FUNDING FOR THE EST OF LAW ENFORCEMENT REACTION UNIT	400	2,958	2,958	308	2,958	2,958	(389)	-13.1%	2,958
Emergency Municipal Load-shedding relief grant	-	6,700	2,042	2,042	6,700	(4,658)	-69.5%	6,700	
Human Settlements (Housing - Construction Contracts)	-	57,714	57,714	6,643	56,467	57,714	(2,257)	-3.9%	57,714
District Municipality:	90	-	35	34	34	35	(1)	-2.9%	35
COM SAFETY FORUM	90	-	35	34	34	35	(1)	-2.9%	35
Other grant providers:	-	-	420	393	393	420	(27)	-6.4%	420
Departmental Agencies and Accounts	-	-	420	393	393	420	(27)	-6.4%	420
Total operating expenditure of Transfers and Grants:	191,963	82,802	91,685	15,913	83,534	91,686	(8,152)	-9.8%	91,686
Capital expenditure of Transfers and Grants									
National Government:	36,688	72,254	74,675	21,973	74,675	74,675	-	-	74,675
Integrated National Electrification Programme (Municipal Grant) (Schedule 5E)	11,452	21,331	21,331	5,657	21,331	21,331	-	-	21,331
Municipal Infrastructure Grant (Schedule 5E)	20,053	23,484	23,484	7,308	23,484	23,484	-	-	23,484
Water Services Infrastructure Grant (Schedule 5E)	5,182	27,439	29,860	8,907	23,860	23,860	-	-	23,860
Provincial Government:	1,280	38,785	43,285	5,672	27,443	43,285	(15,842)	-36.5%	43,285
Human Settlements (Housing - Construction Contracts)	-	30,705	41,705	4,090	20,090	41,705	(15,607)	-37.4%	41,705
RESOURCE FUNDING FOR THE EST OF LAW ENFORCEMENT REACTION UNIT	600	-	-	-	-	-	-	-	-
Resource funding for the establish & support of PG Unit	624	-	-	-	-	-	-	-	-
Municipal Service Delivery & Capacity Building Grant	63	-	1,250	611	1,194	1,250	(56)	-4.5%	1,250
Municipal Intervention Grant	-	-	250	171	171	250	(78)	-31.2%	250
District Municipality:	-	-	-	-	-	-	-	-	-
Other grant providers:	-	12,662	15,968	7,750	15,404	15,968	(564)	-3.5%	15,968
Departmental Agencies and Accounts	-	-	2,629	3,314	3,314	2,629	685	25.7%	2,629
Public Corporations	-	12,662	12,442	4,436	12,090	12,442	(352)	-2.8%	12,442
Total capital expenditure of Transfers and Grants	37,978	123,702	133,029	38,294	117,542	133,029	(15,486)	-11.6%	133,029
TOTAL EXPENDITURE OF TRANSFERS AND GRANTS	199,961	206,703	224,714	51,307	201,097	224,714	(23,617)	-10.5%	224,714

Grant expenditure is monitored against grant receipts.

Supporting Table SC7(2) – Expenditure against approved rollovers

WC032 Overstrand - Supporting Table SC7(2) Monthly Budget Statement - Expenditure against approved rollovers - M12 June

Description	Budget Year 2022/23				
	Approved Rollover 2021/22	Monthly actual	YearTD actual	YTD variance	YTD variance %
R thousands					
EXPENDITURE					
Operating expenditure of Approved Roll-overs					
National Government:	-	-	-	-	-
Operational Revenue General Revenue Equitable Share	-	-	-	-	-
Department of Tourism	-	-	-	-	-
Department of Water Affairs and Sanitation Medication	-	-	-	-	-
Emergency Medical Service	-	-	-	-	-
Energy Efficiency and Demand-side (Schedule 5B)	-	-	-	-	-
Expanded Public Works Programme Integrated Grant for Municipalities (Schedule 5B)	-	-	-	-	-
HIV and Aids	-	-	-	-	-
Housing Accreditation	-	-	-	-	-
Housing Top structure	-	-	-	-	-
Infrastructure Skills Development Grant (Schedule 5B)	-	-	-	-	-
Integrated City Development Grant	-	-	-	-	-
Khayelitsha Urban Renewal	-	-	-	-	-
Local Government Financial Management Grant (Schedule 5B)	-	-	-	-	-
Mobeli's Plan Urban Renewal	-	-	-	-	-
Municipal Demarcation and Transition Grant (Schedule 5B)	-	-	-	-	-
Municipal Disaster Grant (Schedule 5B)	-	-	-	-	-
Municipal Human Settlement Capacity Grant (Schedule 5B)	-	-	-	-	-
Municipal Systems Improvement Grant	-	-	-	-	-
Natural Resource Management Project	-	-	-	-	-
Neighbourhood Development Partnership Grant	-	-	-	-	-
Provincial Government:	2,029	766	1,900	(129)	-6.4%
Financial Management Capacity Building Grant	34	-	24	-	-
RESOURCE FUNDING FOR THE EST OF LAW ENFORCEMENT REACTION UNIT	2,004	766	1,876	(129)	-
District Municipality:	-	-	-	-	-
Spedy (Add grant description)	-	-	-	-	-
Other grant providers:	-	-	-	-	-
Total operating expenditure of Approved Roll-overs	2,029	766	1,900	(129)	-6.4%
Capital expenditure of Approved Roll-overs					
National Government:	7,066	-	7,066	-	-
Integrated National Electrification Programme (Municipal Grant) (Schedule 5B)	7,066	-	7,066	-	-
Municipal Infrastructure Grant (Schedule 5B)	-	-	-	-	-
Municipal Water Infrastructure Grant (Schedule 5B)	-	-	-	-	-
Provincial Government:	3,900	3,013	3,012	(28)	-0.9%
RESOURCE FUNDING FOR THE EST OF LAW ENFORCEMENT REACTION UNIT	3,300	2,413	3,012	(288)	-8.7%
Sport & Recreation Grant	600	600	600	-	-
District Municipality:	-	-	-	-	-
Spedy (Add grant description)	-	-	-	-	-
Other grant providers:	-	-	-	-	-
Total capital expenditure of Approved Roll-overs	10,966	3,013	10,737	(229)	-2.1%
TOTAL EXPENDITURE OF APPROVED ROLL-OVERS	12,994	3,779	12,637	(357)	-2.8%

A roll-over application was submitted to Provincial and National Treasury in August 2022 for unspent grant funds. All unspent grants relating to the 2021/2022 financial year were granted. Unspent grants from previous financial years relating to Equitable Share (Covid-19), Resource Funding for the establishment & support of a K9 Unit and Title Deeds Restoration was paid back to the respective National & Provincial Treasuries in November 2022.

Expenditure on councillor allowances and employee benefits
Supporting Table SC8

WC032 Overstrand - Supporting Table SC8 Monthly Budget Statement - councillor and staff benefits - Q4 Fourth Quarter

Summary of Employee and Councillor remuneration	2021/22	Budget Year 2022/23							
	Audited Outcome	Original Budget	Adjusted Budget	Monthly actual	YearTD actual	YearTD budget	YTD variance	YTD variance %	Full Year Forecast
R thousands	A	B	C						D
Councillors (Political Office Bearers plus Other)									
Basic Salaries and Wages	10,454	11,137	11,137	--	10,591	11,137	(545)	-5%	11,137
Pension and UIF Contributions	--	--	--	--	--	--	--	--	--
Medical Aid Contributions	--	--	--	--	--	--	--	--	--
Motor Vehicle Allowance	--	--	--	--	--	--	--	--	--
Cellphone Allowance	1,065	1,199	1,199	--	1,268	1,199	67	6%	1,199
Housing Allowances	--	--	--	--	--	--	--	--	--
Other benefits and allowances	--	--	--	--	--	--	--	--	--
Sub Total - Councillors	11,538	12,335	12,335	--	11,857	12,335	(478)	-4%	12,335
Senior Managers of the Municipality									
Basic Salaries and Wages	12,317	12,671	12,659	--	12,034	12,659	(624)	-5%	12,659
Pension and UIF Contributions	--	--	--	--	--	--	--	--	--
Medical Aid Contributions	--	--	--	--	--	--	--	--	--
Overtime	--	--	--	--	--	--	--	--	--
Performance Bonus	96	149	149	--	162	149	13	9%	149
Motor Vehicle Allowance	--	--	--	--	--	--	--	--	--
Cellphone Allowance	162	181	181	--	179	181	(2)	-1%	181
Housing Allowances	--	--	--	--	--	--	--	--	--
Other benefits and allowances	--	--	--	--	--	--	--	--	--
Payments in lieu of leave	--	--	--	--	--	--	--	--	--
Long service awards	--	--	--	--	--	--	--	--	--
Post retirement benefit obligations	--	--	--	--	--	--	--	--	--
Sub Total - Senior Managers of Municipality	12,585	13,201	13,188	--	12,378	13,188	(813)	-6%	13,188
Other Municipal Staff									
Basic Salaries and Wages	296,795	302,007	297,962	--	283,530	297,962	(14,451)	-5%	297,962
Pension and UIF Contributions	45,123	52,863	53,128	--	47,740	53,128	(5,386)	-10%	53,128
Medical Aid Contributions	14,510	17,116	17,168	--	15,638	17,168	(1,530)	-9%	17,168
Overtime	46,845	42,846	44,368	--	60,381	44,368	16,013	38%	44,368
Performance Bonus	656	520	520	--	656	520	338	65%	520
Motor Vehicle Allowance	8,136	8,321	8,321	--	7,976	8,321	(344)	-4%	8,321
Cellphone Allowance	2,003	2,184	2,215	--	1,976	2,215	(239)	-11%	2,215
Housing Allowances	1,707	1,829	1,864	--	1,774	1,864	(110)	-6%	1,864
Other benefits and allowances	37,772	41,696	42,360	--	36,193	42,360	(4,167)	-10%	42,360
Payments in lieu of leave	--	--	--	--	--	--	--	--	--
Long service awards	--	--	--	--	--	--	--	--	--
Post retirement benefit obligations	16,502	21,891	23,976	--	23,976	23,976	--	--	23,976
Sub Total - Other Municipal Staff	442,019	491,277	491,921	--	482,042	491,921	(9,879)	-2%	491,921
Total Parent Municipality	486,152	516,813	517,444	--	506,274	517,444	(11,170)	-2%	517,444
TOTAL SALARY, ALLOWANCES & BENEFITS	486,152	516,813	517,444	--	506,274	517,444	(11,170)	-2%	517,444
TOTAL MANAGERS AND STAFF	434,614	504,478	505,109	--	494,417	505,109	(10,692)	-2%	505,109

SDBIP

The results of the SDBIP for the fourth quarter ended 30 June 2023 is included as Appendix 1 to this report.

ANNEXURE A 27 / 38

Financial Performance

Supporting Table SC2

WC032 Overstrand - Supporting Table SC2 Monthly Budget Statement - performance indicators - Q4 Fourth Quarter

Description of financial indicator	Basis of calculation	2021/22	Budget Year 2022/23			
		Audited Outcome	Original Budget	Adjusted Budget	YearTD actual	Full Year Forecast
Borrowing Management						
Capital Charges to Operating Expenditure	Interest & principal paid/Operating Expenditure	-0.4%	12.2%	12.0%	3.1%	3.7%
Borrowed funding of own capital expenditure	Borrowings/Capital expenditure excl. transfers and grants	33.9%	34.0%	18.1%	18.5%	18.1%
Safety of Capital						
Debt to Equity	Loans, Accounts Payable, Overdraft & Tax Provisions/ Funds & Reserves	17.3%	17.7%	17.2%	41.5%	17.2%
Gearing	Long Term Borrowing/ Funds & Reserves	13319.7%	3342.5%	3342.5%	1532.8%	3342.5%
Liquidity						
Current Ratio	Current assets/current liabilities	256.5%	171.4%	210.8%	132.0%	210.8%
Liquidity Ratio	Monetary Assets/Current Liabilities	201.8%	124.4%	161.5%	50.1%	161.5%
Revenue Management						
Annual Debtors Collection Rate (Payment Level %)	Last 12 Mths Receipts/ Last 12 Mths Billing					
Outstanding Debtors to Revenue	Total Outstanding Debtors to Annual Revenue	10.7%	10.2%	9.7%	68.2%	9.7%
Longstanding Debtors Recovered	Debtors > 12 Mths Recovered/Total Debtors > 12 Months Old	0.0%	0.0%	0.0%	0.0%	0.0%
Creditors Management						
Creditors System Efficiency	% of Creditors Paid Within Terms (within MFMA s 65(e))	99.8%	100.0%	100.0%	99.0%	100.0%
Funding of Provisions						
Percentage Of Provisions Not Funded	Unfunded Provisions/Total Provisions					
Other Indicators						
Electricity Distribution Losses	% Volume (units purchased and generated less units sold)/units purchased and generated	7.2%	6.0%	6.0%	6.4%	6.0%
Water Distribution Losses	% Volume (units purchased and own source less units sold)/Total units purchased and own source	24.0%	24.5%	24.5%	24.5%	24.5%
Employee costs	Employee costs/Total Revenue - capital revenue	30.8%	33.7%	33.5%	32.3%	33.5%
Repairs & Maintenance	R&M/Total Revenue - capital revenue	0.0%	0.0%	0.0%	0.0%	0.0%
Interest & Depreciation	I&D/Total Revenue - capital revenue	13.2%	13.0%	12.9%	3.1%	4.0%
IDP regulation financial viability indicators						
i. Debt coverage	(Total Operating Revenue - Operating Grants)/Debt service payments due within financial year	27.8%	15.7	15.7	27.88	15.7
ii. OS Service Debtors to Revenue	Total outstanding service debtors/annual revenue received for services	11.4%	13.3%	13.3%	13.8%	13.3%
iii. Cost coverage	(Available cash + Investments)/monthly fixed operational expenditure	5.73	4.1	4.1	6	4.1

ANNEXURE A 28 / 38

Capital programme performance

Supporting Table SC12

WC032 Overstrand - Supporting Table SC12 Monthly Budget Statement - capital expenditure trend - Q4 Fourth Quarter

Month	2021/22	Budget Year 2022/23							
	Audited Outcome	Original Budget	Adjusted Budget	Monthly actual	YearTD actual	YearTD budget	YTD variance	YTD variance %	% spend of Original Budget
R thousands									
Monthly expenditure performance trend									
July	9,614	1,314	1,314	632	632	1,314	682	51.9%	0%
August	9,714	1,469	1,544	9,106	9,737	2,668	(6,879)	-240.7%	4%
September	23,036	20,244	20,329	17,003	26,740	23,187	(3,553)	-15.3%	11%
October	14,544	7,764	7,349	(234)	26,506	31,036	4,530	14.6%	11%
November	12,960	10,769	10,864	15,960	42,468	41,660	(808)	-1.4%	18%
December	34,310	32,383	32,468	16,797	59,263	74,369	15,096	20.3%	25%
January	13,315	11,480	11,565	1,882	81,145	86,924	24,779	28.8%	26%
February	17,842	19,504	19,589	9,693	70,838	106,513	34,675	32.9%	30%
March	20,385	29,636	29,921	10,266	81,094	136,433	54,340	40.1%	34%
April	11,126	16,419	16,504	25,318	106,412	151,938	45,526	30.0%	46%
May	11,836	16,664	16,749	23,170	129,582	170,687	44,105	25.8%	54%
June	13,064	46,183	41,530	58,999	185,581	212,216	26,636	12.6%	79%
Total Capital expenditure	182,377	236,028	212,216	185,581					

See comments under variances.

Top 10 Capital Projects

Rank	Local Area	Ward	Project description	Original Budget R'000	Adjusted budget R'000	YTD Expenditure R'000	Status of the project	At what stage is each project currently	Any challenges identified that is resulting in delays?	What measures are in place to remedy the existing challenges.	
1	Overstrand	Overstrand	LOW COST HOUSING SERVICES- CONSTRUCTION CONTRACTS	30.780.000	41.186.000	24.364.000	Masakhane USP Phase 3 Welcomes - 100%, Masakhane USP Phase 4 - 100%, Mount Pleasant GDP Phase 2 (increased from 199 - 215 sites) - 100%, Gansbaan Road Boundary Wall - 100%, Masakhane USP Phase A4-3, A4-4 & A-5 - 90%.	Construction Phase.	Not applicable.	Not applicable.	
2	Overstrand	Multi-ward Ob Area	FRANKRAAL KLEINSAAL BRICKHEAD NEW 66 11KV SUBSTATION	27.500.000	24.148.410	24.022.946		Work in progress.	Construction underway.	Not applicable.	Not applicable.
3	Overstrand	Overstrand	UPGRADING OF SUBSTATIONS RISING MANS	27.539.000	17.240.749	17.240.749	(1) New 11kv Pumpstation at Hermanus. Completed (Contract SC 2171(2021)) (2) New Zungela's Corner substation etc. (Phase close)		(1) Completed (Contract SC 2171(2021)) (2) Planning of next phase.	None to date.	Not applicable.
4	Hermanus	Multi-ward Rie Area	ELIZABETH RWTW REPAIRS/UPGRADE	22.441.000	9.479.241	9.479.241	Contract SC 2018/2022 - Construction	Construction Stage.	High water table on site complicates excavation process.	A mechanical dewatering system was commissioned at the site, and excavations are progressing well.	
5	Overstrand	Overstrand	REPLACEMENT OF OVERSTRAND WATER PIPES	10.472.000	11.871.000	12.611.891	Contract SC 2019/2022 - Construction	Construction Stage.	None to date.	Not applicable.	
6	Overstrand	Overstrand	ELECTRIFICATION OF LOW COST HOUSING AREAS	10.000.000	18.000.000	18.899.881		Work in progress.	Electrification of Masakhane and Gansbaan areas underway.	Not applicable.	Not applicable.
7	Masakhane	Ward 02	MASAKHANE HOUSING ESCORT BUS SERVICE	7.591.800	11.260.109	11.260.109	Practical Completion	Practical completion	Not applicable.	Not applicable.	
8	Masakhane	Ward 02	UPGRADE WATER LINES & N	7.000.000	4.636.140	4.545.140	Practical Completion	Practical completion	Not applicable.	Not applicable.	
9	Hermanus	Ward 03	HERMANUS MV LV UPGRADE REPLACEMENT	6.000.000	600.000	600.000	Tender documents compiled and aim to appoint contractor at end April 2023		Roll over request identified by Directorate Infrastructure & Planning	Not applicable.	Not applicable.
10	Stardob	Ward 03	UPGRADE BULK WATER	4.815.000	4.280.111	4.280.111	Practical Completion	Practical completion	Not applicable.	Not applicable.	
Total:				140.938.200	198.875.240	128.064.000					

Low costing housing services:
Construction Contracts & Land

Due to change in accounting treatment of construction contracts relating to housing.

Supporting Table SC13a

WC032 Overstrand - Supporting Table SC13a Monthly Budget Statement - capital expenditure on new assets by asset class - Q4 Fourth

Description	2021/22	Budget Year 2022/23							
	Actual Outcomes	Original Budget	Adjusted Budget	Monthly actual	YearTD actual	YearTD budget	YTD variance	YTD variance %	Full Year Forecast
R thousands									
Capital expenditure on new assets by Asset Class/Sub-class									
Infrastructure	45,745	85,364	86,451	--	81,887	86,451	4,564	5.2%	86,451
Roads Infrastructure	7,714	12,255	15,274	--	15,268	15,274	9	0.1%	15,274
Roads	7,714	12,255	15,274	--	15,268	15,274	9	0.1%	15,274
Storm water Infrastructure	4,724	1,836	1,836	--	1,113	1,836	523	28.0%	1,836
Storm water Conveyance	4,724	1,836	1,836	--	1,113	1,836	523	28.0%	1,836
Attenuation	--	--	--	--	--	--	--	--	--
Electrical Infrastructure	18,244	53,500	56,240	--	53,040	56,240	3,199	5.7%	56,240
MV Substations	18,453	37,500	35,740	--	32,885	35,740	2,854	8.8%	35,740
MV Switching Stations	--	--	--	--	--	--	--	--	--
MV Networks	1,791	16,000	20,500	--	20,385	20,500	115	0.7%	20,500
Water Supply Infrastructure	3,171	12,483	9,620	--	8,955	9,620	671	7.8%	9,620
Boreholes	2,190	4,803	4,803	--	4,191	4,803	612	12.6%	4,803
Pump Stations	--	7,000	4,845	--	4,845	4,845	--	--	4,845
Distribution	981	680	178	--	119	178	59	33.1%	178
Sanitation Infrastructure	8,923	4,020	2,418	--	2,278	2,418	138	5.7%	2,418
Pump Station	--	--	--	--	--	--	--	--	--
Pretreatment	8,923	4,020	2,418	--	2,278	2,418	138	5.7%	2,418
Solid Waste Infrastructure	2,972	1,470	1,250	--	1,228	1,250	24	1.9%	1,250
Waste Transfer Stations	2,972	1,250	1,250	--	1,228	1,250	24	1.8%	1,250
Waste Processing Facilities	--	220	--	--	--	--	--	--	--
Community Assets	9,387	16,951	9,281	--	7,742	9,281	1,519	16.4%	9,281
Community Facilities	4,140	5,701	4,483	--	2,674	4,483	1,789	48.1%	4,483
Halls	1,984	--	--	--	--	--	--	--	--
Testing Stations	1,048	--	--	--	--	--	--	--	--
Libraries	--	4,374	1,370	--	914	1,370	456	33.3%	1,370
Parks	--	87	87	--	80	87	7	1.2%	87
Public Open Space	205	1,050	1,816	--	1,079	1,816	737	43.8%	1,816
Nature Reserves	--	--	--	--	--	--	--	--	--
Public Toilet Facilities	918	1,130	1,130	--	585	1,130	545	50.0%	1,130
Taxi Rank/Bus Terminals	406	--	--	--	--	--	--	--	--
Sport and Recreation Facilities	5,047	4,250	4,797	--	5,088	4,797	(270)	-5.8%	4,797
Indoor Facilities	--	--	--	--	--	--	--	--	--
Outdoor Facilities	5,047	4,250	4,797	--	5,088	4,797	(270)	-5.8%	4,797
Heritage assets	--	--	--	--	--	--	--	--	--
Investment properties	--	--	--	--	--	--	--	--	--
Other assets	50,445	41,882	44,506	--	28,734	44,506	15,772	35.4%	44,506
Operational Buildings	1,410	3,017	2,295	--	2,211	2,295	84	3.7%	2,295
Municipal Offices	1,410	3,017	2,295	--	2,211	2,295	84	3.7%	2,295
Housing	48,031	38,785	42,211	--	26,523	42,211	15,688	37.2%	42,211
Staff Housing	48,031	--	--	--	--	--	--	--	--
Social Housing	--	38,785	42,211	--	26,523	42,211	15,688	37.2%	42,211
Biological or Cultivated Assets	21	--	--	--	--	--	--	--	--
Biological or Cultivated Assets	21	--	--	--	--	--	--	--	--
Intangible Assets	--	--	--	--	--	--	--	--	--
Computer Equipment	3,240	1,888	1,984	--	2,212	1,984	(247)	-12.8%	1,984
Computer Equipment	3,240	1,888	1,984	--	2,212	1,984	(247)	-12.8%	1,984
Furniture and Office Equipment	2,918	765	1,062	--	715	1,062	348	32.7%	1,062
Furniture and Office Equipment	2,918	765	1,062	--	715	1,062	348	32.7%	1,062
Machinery and Equipment	1,383	1,185	1,385	--	720	1,385	666	47.3%	1,385
Machinery and Equipment	1,383	1,185	1,385	--	720	1,385	666	47.3%	1,385
Transport Assets	6,808	--	7,289	--	7,043	7,289	245	3.4%	7,289
Transport Assets	6,808	--	7,289	--	7,043	7,289	245	3.4%	7,289
Land	--	--	--	--	--	--	--	--	--
Zoo's, Marine and Non-biological Animals	--	--	--	--	--	--	--	--	--
Total Capital Expenditure on new assets	119,714	141,855	151,918	--	129,882	151,918	22,036	15.0%	151,918

Supporting Table SC13b

WC032 Overstrand - Supporting Table SC13b Monthly Budget Statement - capital expenditure on renewal of existing assets by asset class -									
Description	2021/22	Budget Year 2022/23							
	Accrued Outcome	Original Budget	Adjusted Budget	Monthly actual	YearTD actual	YearTD budget	YTD variance	YTD variance %	Full Year Forecast
R thousands									
Capital expenditure on renewal of existing assets by Asset Class/Sub-class									
Infrastructure	30,964	29,730	28,836	-	17,390	20,338	3,543	18.9%	28,936
Roads Infrastructure	-	-	-	-	-	-	-	-	-
Stormwater Infrastructure	-	-	-	-	-	-	-	-	-
Electrical Infrastructure	1,000	1,058	1,058	-	1,040	1,058	18	1.9%	1,058
MV Switching Stations	1,000	1,058	1,058	-	1,040	1,058	18	1.9%	1,058
MV Networks	-	-	-	-	-	-	-	-	-
LV Networks	-	-	-	-	-	-	-	-	-
Capital Spares	-	-	-	-	-	-	-	-	-
Water Supply Infrastructure	29,964	19,172	19,228	-	15,725	19,228	3,503	18.2%	19,228
Dams and Weirs	-	-	-	-	-	-	-	-	-
Boreholes	-	-	-	-	-	-	-	-	-
Reservoirs	-	-	-	-	-	-	-	-	-
Pump Stations	-	800	1,274	-	1,282	1,274	11	0.9%	1,274
Water Treatment Works	8,300	-	-	-	-	-	-	-	-
Bulk Mains	-	-	-	-	-	-	-	-	-
Distribution	20,664	18,872	17,954	-	14,462	17,954	3,492	19.4%	17,954
Distribution Ponds	-	-	-	-	-	-	-	-	-
PRV Stations	-	-	-	-	-	-	-	-	-
Capital Spares	-	-	-	-	-	-	-	-	-
Sewerage Infrastructure	-	800	650	-	626	650	24	3.7%	650
Pump Station	-	800	650	-	626	650	24	3.7%	650
Solid Waste Infrastructure	-	-	-	-	-	-	-	-	-
Community Assets	-	-	-	-	-	-	-	-	-
Community Facilities	-	-	-	-	-	-	-	-	-
Halls	-	-	-	-	-	-	-	-	-
Centres	-	-	-	-	-	-	-	-	-
Centres	-	-	-	-	-	-	-	-	-
ChildCare Centres	-	-	-	-	-	-	-	-	-
Fire/Rescue Stations	-	-	-	-	-	-	-	-	-
Testing Stations	-	-	-	-	-	-	-	-	-
Museums	-	-	-	-	-	-	-	-	-
Galleries	-	-	-	-	-	-	-	-	-
Theatres	-	-	-	-	-	-	-	-	-
Libraries	-	-	-	-	-	-	-	-	-
Conferences/Conventions	-	-	-	-	-	-	-	-	-
Police	-	-	-	-	-	-	-	-	-
Parks	-	-	-	-	-	-	-	-	-
Public Open Space	-	-	-	-	-	-	-	-	-
Nature Reserves	-	-	-	-	-	-	-	-	-
Public Attraction Facilities	-	-	-	-	-	-	-	-	-
Markets	-	-	-	-	-	-	-	-	-
Stalls	-	-	-	-	-	-	-	-	-
Abattoirs	-	-	-	-	-	-	-	-	-
Airports	-	-	-	-	-	-	-	-	-
Textile/Rail/Bus Terminals	-	-	-	-	-	-	-	-	-
Capital Spares	-	-	-	-	-	-	-	-	-
Sport and Recreation Facilities	-	-	-	-	-	-	-	-	-
Non-tangible assets	-	-	-	-	-	-	-	-	-
Investment properties	-	-	-	-	-	-	-	-	-
Other assets	-	-	-	-	-	-	-	-	-
Housing	-	-	-	-	-	-	-	-	-
Biological or Cultivated Assets	-	-	-	-	-	-	-	-	-
Intangible Assets	-	-	-	-	-	-	-	-	-
Computer Equipment	-	-	-	-	-	-	-	-	-
Furniture and Office Equipment	-	-	-	-	-	-	-	-	-
Machinery and Equipment	-	-	-	-	-	-	-	-	-
Transport Assets	-	-	-	-	-	-	-	-	-
Land	-	-	-	-	-	-	-	-	-
Zoo's, Marine and Non-biological Animals	-	-	-	-	-	-	-	-	-
Total Capital Expenditure on renewal of existing assets	30,964	29,730	28,836	-	17,390	20,338	3,543	18.9%	28,936

Supporting Table SC13c

WC032 Overstrand - Supporting Table SC13c Monthly Budget Statement - expenditure on repairs and maintenance by asset class - Q4 Fourth

Description	2021/22	Budget Year 2022/23							
	Audited Outcomes	Original Budget	Adjusted Budget	Monthly actual	YearTD actual	YearTD budget	YTD variance	YTD variance %	Full Year Forecast
R thousands									
Repairs and maintenance expenditure by Asset Class/Sub-class									
Infrastructure	161,079	161,348	146,088	-	137,680	146,088	8,427	5.8%	146,088
Roads Infrastructure	64,340	72,275	59,025	-	54,417	59,025	4,608	7.8%	59,025
Roads	64,340	72,275	59,025	-	54,417	59,025	4,608	7.8%	59,025
Storm water Infrastructure	6,870	7,338	6,355	-	6,157	6,355	198	3.1%	6,355
Storm water Conveyance	6,870	7,338	6,355	-	6,157	6,355	198	3.1%	6,355
Electrical Infrastructure	30,721	39,232	36,995	-	35,376	36,995	1,617	4.4%	36,995
LV Networks	30,721	39,232	36,995	-	35,376	36,995	1,617	4.4%	36,995
Water Supply Infrastructure	21,088	22,142	22,089	-	20,421	22,089	1,668	7.6%	22,089
Water Treatment Works	272	297	297	-	31	297	266	89.1%	297
Distribution	18,916	18,883	19,141	-	18,886	18,141	443	2.3%	19,141
Distribution Pumps	1,900	2,761	2,650	-	1,691	2,650	960	36.2%	2,650
Sewerage Infrastructure	11,710	13,044	13,735	-	12,637	13,735	1,098	8.0%	13,735
Pretreatment	6,507	7,386	7,891	-	6,747	7,891	944	12.3%	7,891
Waste Water Treatment Works	5,203	5,658	6,044	-	5,890	6,044	154	2.6%	6,044
Solid Waste Infrastructure	6,351	7,320	7,888	-	6,890	7,888	(763)	-9.7%	7,888
Waste Processing Facilities	1,574	2,367	2,602	-	2,682	2,662	30	1.1%	2,662
Waste Drop-off Points	4,777	4,954	5,196	-	5,388	5,196	(763)	-15.3%	5,196
Community Assets	50,376	58,365	58,285	-	53,544	58,285	4,741	8.1%	58,285
Community Facilities	37,455	43,516	44,432	-	40,630	44,432	3,803	8.6%	44,432
Halls	4,464	6,029	6,291	-	5,950	6,291	341	5.4%	6,291
Libraries	-	-	1,529	-	54	1,529	1,515	99.1%	1,529
Centenaria/Crematoria	1,057	1,112	880	-	945	880	(63)	-7.2%	880
Parks	27,988	31,703	30,855	-	28,619	30,855	2,185	7.1%	30,855
Public Open Spaces	3,888	3,884	3,940	-	4,553	3,940	(613)	-15.8%	3,940
Public Attraction Facilities	462	988	988	-	550	988	438	44.4%	988
Sport and Recreation Facilities	12,921	14,849	13,853	-	12,914	13,853	939	6.4%	13,853
Outdoor Facilities	12,921	14,849	13,853	-	12,914	13,853	939	6.4%	13,853
Utilities assets	-	-	-	-	-	-	-	-	-
Investment properties	-	-	-	-	-	-	-	-	-
Other assets	15,856	15,246	16,096	-	16,834	16,066	2,262	11.0%	16,096
Operational Buildings	15,056	15,246	16,096	-	16,834	16,066	2,262	11.0%	16,096
Municipal Offices	15,048	15,208	16,488	-	16,774	16,488	1,694	9.2%	16,488
Building Ren Offices	-	-	590	-	26	590	565	95.7%	590
Depots	8	38	38	-	34	38	4	9.7%	38
Housing	-	-	-	-	-	-	-	-	-
Religious or Cultural Assets	-	-	-	-	-	-	-	-	-
Intangible Assets	5,915	6,994	7,902	-	6,829	7,902	1,073	13.6%	7,902
Services	-	-	-	-	-	-	-	-	-
Licences and Rights	5,915	6,994	7,902	-	6,829	7,902	1,073	13.6%	7,902
Computer Software and Applications	5,915	6,994	7,902	-	6,829	7,902	1,073	13.6%	7,902
Computer Equipment	2,490	2,286	2,411	-	2,157	2,411	255	10.6%	2,411
Computer Equipment	2,490	2,286	2,411	-	2,157	2,411	255	10.6%	2,411
Furniture and Office Equipment	5,345	6,330	13,948	-	8,030	13,948	5,918	42.4%	13,948
Furniture and Office Equipment	5,345	6,330	13,948	-	8,030	13,948	5,918	42.4%	13,948
Machinery and Equipment	4,050	5,601	4,650	-	4,341	4,650	309	6.6%	4,650
Machinery and Equipment	4,050	5,601	4,650	-	4,341	4,650	309	6.6%	4,650
Transport Assets	21,406	11,779	20,095	-	20,181	20,095	(86)	-0.3%	20,095
Transport Assets	21,406	11,779	20,095	-	20,181	20,095	(86)	-0.3%	20,095
Land	-	-	-	-	-	-	-	-	-
Zoo's, Marine and Non-biological Animals	-	-	-	-	-	-	-	-	-
Total Repairs and Maintenance Expenditure	245,728	267,944	272,476	-	249,555	272,476	22,920	8.4%	272,476

Supporting Table SC13d

WC032 Overstrand - Supporting Table SC13d Monthly Budget Statement - depreciation by asset class - Q4 Fourth Quarter

Description	2021/22	Budget Year 2022/23							
	Audited Outcome	Original Budget	Adjusted Budget	Monthly actual	YearTD actual	YearTD budget	YTD variance	YTD variance %	Full Year Forecast
Depreciation by Asset Class/Sub-class									
Infrastructure	123,129	119,152	119,152	-	119,152	119,152	-	-	119,152
Roads Infrastructure	36,312	37,723	37,723	-	37,723	37,723	-	-	37,723
Roads	36,312	37,723	37,723	-	37,723	37,723	-	-	37,723
Stormwater Infrastructure	7,231	7,993	7,993	-	7,993	7,993	-	-	7,993
Drainage Collector	7,231	7,993	7,993	-	7,993	7,993	-	-	7,993
Electrical Infrastructure	28,582	29,061	29,061	-	29,061	29,061	-	-	29,061
LV Networks	26,305	26,061	26,061	-	26,061	26,061	-	-	26,061
Capital Spares	2,277	-	-	-	-	-	-	-	-
Water Supply Infrastructure	28,222	23,585	23,585	-	23,585	23,585	-	-	23,585
Distribution	27,001	23,585	23,585	-	23,585	23,585	-	-	23,585
Capital Spares	1,201	-	-	-	-	-	-	-	-
Sewerage Infrastructure	19,712	17,550	17,550	-	17,550	17,550	-	-	17,550
Waste Water Treatment Works	19,446	17,550	17,550	-	17,550	17,550	-	-	17,550
Capital Spares	264	-	-	-	-	-	-	-	-
Solid Waste Infrastructure	3,070	3,260	3,260	-	3,260	3,260	-	-	3,260
Landfill Sites	2,996	3,260	3,260	-	3,260	3,260	-	-	3,260
Capital Spares	172	-	-	-	-	-	-	-	-
Community Assets	10,898	-	-	-	-	-	-	-	-
Community Facilities	10,898	-	-	-	-	-	-	-	-
Halls	10,898	-	-	-	-	-	-	-	-
Sport and Recreation Facilities	-	-	-	-	-	-	-	-	-
Heritage assets	-	-	-	-	-	-	-	-	-
Investment properties	-	-	-	-	-	-	-	-	-
Other assets	3,967	14,913	14,913	-	14,913	14,913	-	-	14,913
Operational Buildings	3,967	14,913	14,913	-	14,913	14,913	-	-	14,913
Municipal Offices	3,967	14,913	14,913	-	14,913	14,913	-	-	14,913
Biological or Cultivated Assets	68	68	68	-	68	68	-	-	68
Biological or Cultivated Assets	68	68	68	-	68	68	-	-	68
Intangible Assets	290	400	400	-	400	400	-	-	400
Service Marks	-	-	-	-	-	-	-	-	-
Licenses and Rights	290	400	400	-	400	400	-	-	400
Computer Software and Applications	290	400	400	-	400	400	-	-	400
Computer Equipment	22	-	-	-	-	-	-	-	-
Computer Equipment	22	-	-	-	-	-	-	-	-
Furniture and Office Equipment	2,967	3,536	3,536	-	3,536	3,536	-	-	3,536
Furniture and Office Equipment	2,967	3,536	3,536	-	3,536	3,536	-	-	3,536
Machinery and Equipment	925	1,817	1,817	-	1,817	1,817	-	-	1,817
Machinery and Equipment	925	1,817	1,817	-	1,817	1,817	-	-	1,817
Transport Assets	6,948	6,911	6,911	-	6,911	6,911	-	-	6,911
Transport Assets	6,948	6,911	6,911	-	6,911	6,911	-	-	6,911
Land	-	-	-	-	-	-	-	-	-
Land	-	-	-	-	-	-	-	-	-
Zoo's, Marine and Non-biological Animals	-	-	-	-	-	-	-	-	-
Zoo's, Marine and Non-biological Animals	-	-	-	-	-	-	-	-	-
Total Depreciation	147,804	146,596	146,596	-	146,596	146,596	-	-	146,596

Supporting Table SC13e

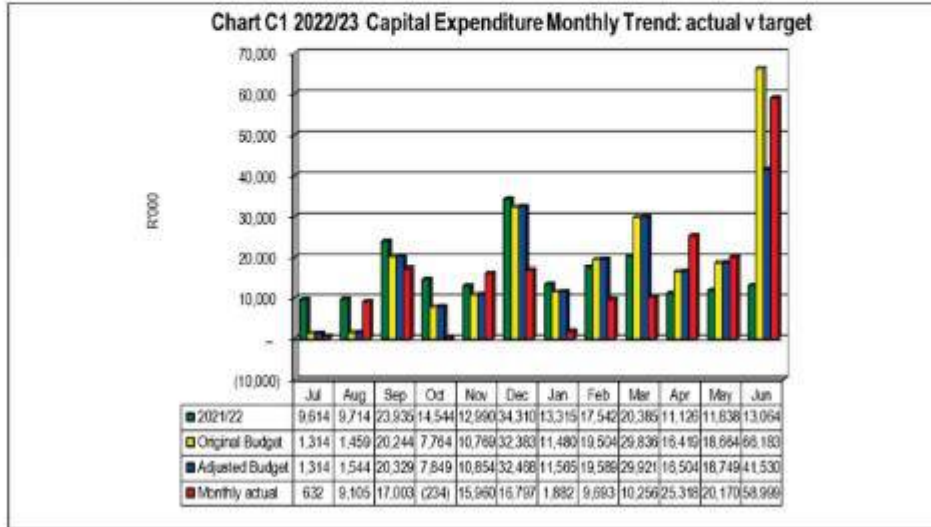
WC032 Overstrand - Supporting Table SC13e Monthly Budget Statement - capital expenditure on upgrading of existing assets by asset class -

Description	2021/22	Budget Year 2022/23							
	Audited Outcome	Original Budget	Adjusted Budget	Monthly actual	YearTD actual	YearTD budget	YTD variance	YTD variance %	Full Year Forecast
Capital expenditure on upgrading of existing assets by Asset Class/ sub-class									
Infrastructure	41,696	72,800	38,828	-	38,808	38,828	222	0.6%	38,828
Roads Infrastructure	-	-	-	-	-	-	-	-	-
Stormwater Infrastructure	-	-	-	-	-	-	-	-	-
Electrical Infrastructure	7,173	10,831	1,800	-	1,800	1,800	0	0.0%	1,800
MV Networks	7,173	10,831	1,800	-	1,800	1,800	0	0.0%	1,800
LV Networks	-	-	-	-	-	-	-	-	-
Capital Spares	-	-	-	-	-	-	-	-	-
Water Supply Infrastructure	3,986	8,315	6,325	-	6,325	6,325	7	0.1%	6,325
Pump Stations	-	1,800	1,800	-	1,800	1,800	-	-	1,800
Water Treatment Works	-	-	-	-	-	-	-	-	-
Bulk Mains	-	-	-	-	-	-	-	-	-
Distribution	3,986	7,315	5,835	-	5,825	5,925	7	0.1%	5,835
Sewerage Infrastructure	30,039	51,581	28,219	-	28,219	28,219	0	0.0%	28,219
Pump Stations	23,826	27,538	17,291	-	17,291	17,291	0	0.0%	17,291
Retreatment	4,700	500	350	-	350	380	0	0.1%	350
Waste Water Treatment Works	2,524	23,542	10,578	-	10,578	10,578	-	-	10,578
Solid Waste Infrastructure	-	2,074	2,074	-	1,859	2,074	214	10.3%	2,074
Waste Drop-off Points	-	2,074	2,074	-	1,859	2,074	214	10.3%	2,074
Community Assets	-	534	534	-	519	534	15	2.8%	534
Community Facilities	-	334	334	-	319	334	15	4.5%	334
Taxi Rank/Bus Terminal	-	334	334	-	319	334	15	4.5%	334
Capital Spares	-	-	-	-	-	-	-	-	-
Sports and Recreation Facilities	-	200	200	-	200	200	-	-	200
Indoor Facilities	-	-	-	-	-	-	-	-	-
Outdoor Facilities	-	200	200	-	200	200	-	-	200
Capital Spares	-	-	-	-	-	-	-	-	-
Historical assets	-	-	-	-	-	-	-	-	-
Investment properties	-	-	-	-	-	-	-	-	-
Other assets	-	-	-	-	-	-	-	-	-
Operational Buildings	-	-	-	-	-	-	-	-	-
Municipal Offices	-	-	-	-	-	-	-	-	-
Pay/Enquiry Points	-	-	-	-	-	-	-	-	-
Building Plan Offices	-	-	-	-	-	-	-	-	-
Workshops	-	-	-	-	-	-	-	-	-
Yards	-	-	-	-	-	-	-	-	-
Stores	-	-	-	-	-	-	-	-	-
Laboratories	-	-	-	-	-	-	-	-	-
Training Centres	-	-	-	-	-	-	-	-	-
Manufacturing Plant	-	-	-	-	-	-	-	-	-
Depots	-	-	-	-	-	-	-	-	-
Capital Spares	-	-	-	-	-	-	-	-	-
Housing	-	-	-	-	-	-	-	-	-
Recreational or Cultural Assets	-	-	-	-	-	-	-	-	-
Intangible Assets	-	-	-	-	-	-	-	-	-
Computer Equipment	-	-	-	-	-	-	-	-	-
Furniture and Office Equipment	-	-	-	-	-	-	-	-	-
Machinery and Equipment	-	-	-	-	-	-	-	-	-
Transport Assets	-	-	-	-	-	-	-	-	-
Land	-	-	-	-	-	-	-	-	-
Zoo's, Marine and Non-biological Animals	-	-	-	-	-	-	-	-	-
Total Capital Expenditure on upgrading of existing assets	41,696	73,335	39,362	-	39,125	39,362	237	0.6%	39,362

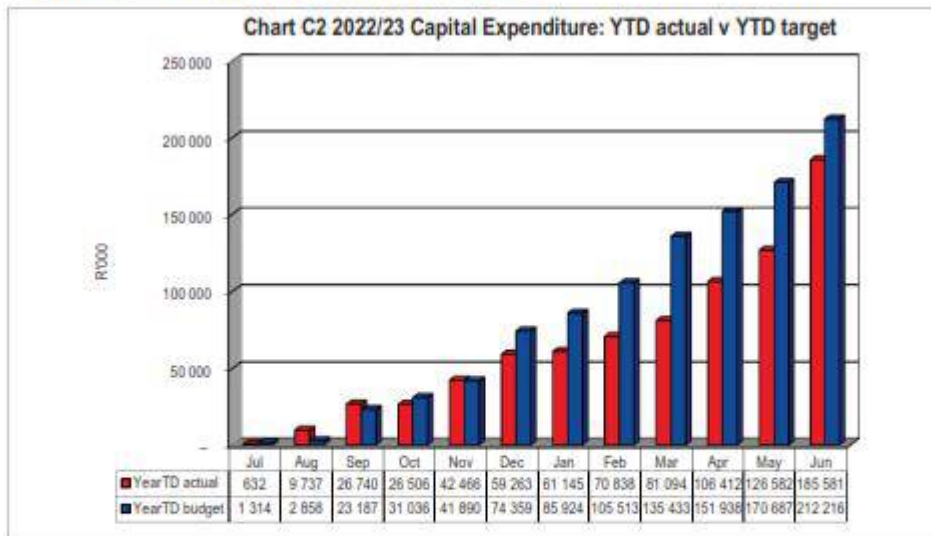
Other supporting documentation

Section 71 charts

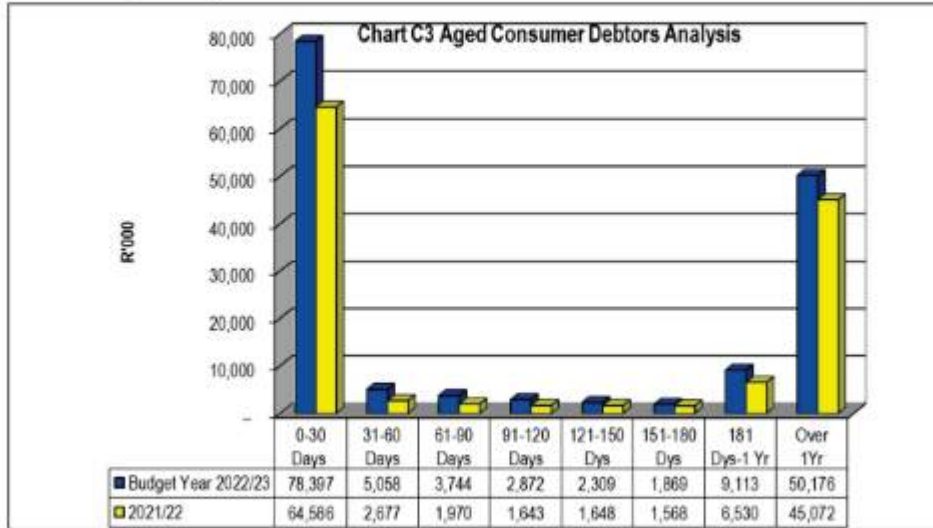
Capital expenditure monthly trend - actual vs target



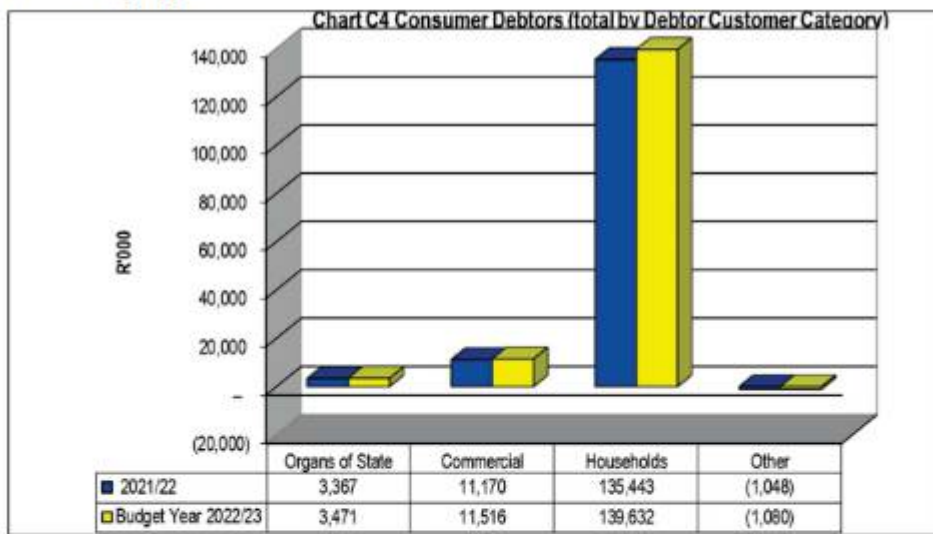
Capital expenditure – YTD actual vs YTD trend



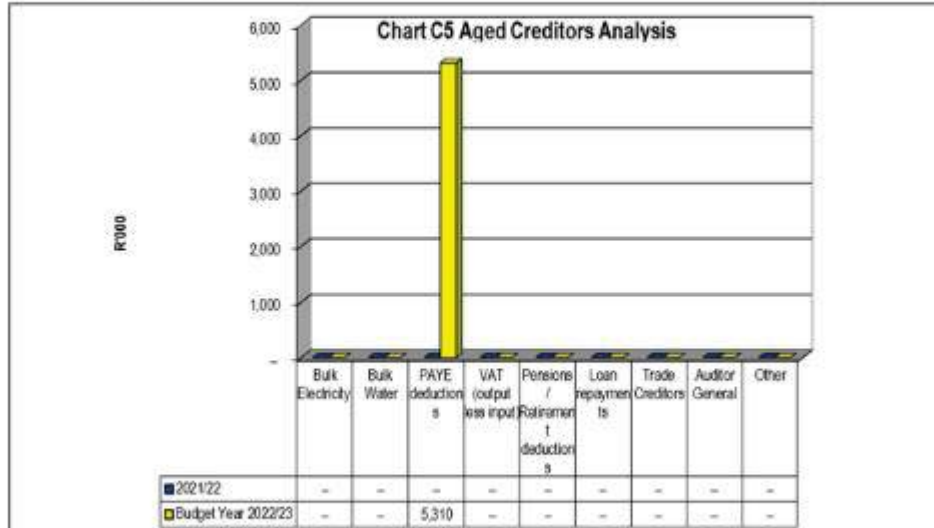
Debtors Age Analysis



Debtors by Type



Creditor Payments



Municipal manager's quality certification


I, DGI O'Neill, the Municipal Manager of Overstrand Municipality, hereby certify that the –

- Quarterly Budget Report**

for the period ending June 2023 has been prepared in accordance with the Municipal Finance Management Act and regulations made under that Act.

Print name: DGI O'Neill

Municipal Manager of Overstrand Municipality (WC032)

Signature: 

Date: 18 July 2023



*Service Delivery and Budget
Implementation Plan (SDBIP)*

*4th Quarterly report:
1 April 2023 – 30 June 2023*

The sections below provide an executive summary of service delivery performance in terms of the top level SDBIP for the **fourth quarter of the 2022/23 financial year**, 1 April 2023 to 30 June 2023.

KPI Result Categories

Category	Colour	Explanation
KPI's Not Yet Measured	N/A	KPIs with no targets or actuals in the selected period.
KPI's Not Met	R	0% >= Actual/Target < 75%
KPI's Almost Met	O	75% >= Actual/Target < 100%
KPI's Met	G	Actual/Target = 100%
KPI's Well Met	G2	100% > Actual/Target < 150%
KPI's Extremely Well Met	B	Actual/Target >= 150%

Table 1: KPI Result Categories

1.1 STRATEGIC / TOP LAYER SDBIP PERFORMANCE GRAPH FOR 2022/2023 (01 JULY 2022 TO 30 JUNE 2023)

The graph below displays the overall strategic (top layer SDBIP) per Directorate for the 2022/2023 financial year (1 July 2022 - June 2023).

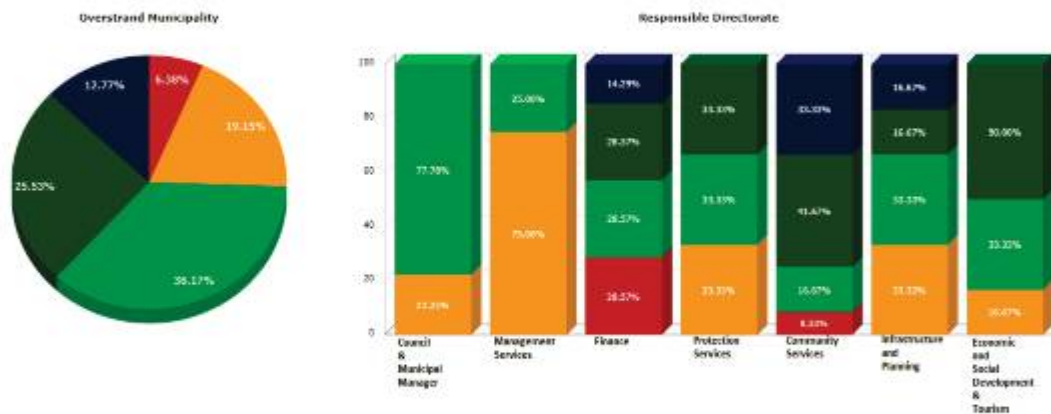


Figure 1: Top layer SDBIP performance for 2022/2023 (1 July 2022 - 30 June 2023)

APPENDIX 1 - 3 / 31

Overstrand Municipality		Responsible Directorate						
		Council & Municipal Manager	Management Services	Finance	Protection Services	Community Services	Infrastructure and Planning	Economic and Social Development & Tourism
Not Met	3 (6.38%)	-	-	2 (28.57%)	-	1 (8.33%)	-	-
Almost Met	9 (19.15%)	2 (22.22%)	3 (75.00%)	-	1 (33.33%)	-	2 (33.33%)	1 (16.67%)
Met	17 (36.17%)	7 (77.78%)	1 (25.00%)	2 (28.57%)	1 (33.33%)	2 (16.67%)	2 (33.33%)	2 (33.33%)
Well Met	12 (25.53%)	-	-	2 (28.57%)	1 (33.33%)	5 (41.67%)	1 (16.67%)	3 (50.00%)
Extremely Well Met	6 (12.77%)	-	-	1 (14.29%)	-	4 (33.33%)	1 (16.67%)	-
Total:	47*	9	4	7	3	12	6	6
	100%	19.15%	8.51%	14.89%	6.38%	25.53%	12.77%	12.77%

* Excludes 0 KPIs which had no targets/actuals for the period selected.

Overall, the municipality met 35 (**74.47%**) of a total number of 47 top layer key performance indicators (KPIs) set for the period, 01 July 2022 – 30 June 2023. 9 (19.15%) of KPIs were almost met and 3 (6.38%) of the indicators were not met.

Note: Due to year end, the financial figures cited are preliminary and subject to the draft Annual Financial Statements (AFS) that will be available in the 2nd week of August 2023. The draft AFS figures will be verified in the draft unaudited Annual Report at the end of August 2023.

APPENDIX 1 - 4 / 31



1.2 TOP LAYER SDBIP REPORT: 1 APRIL – 30 JUNE 2023 (4th Quarter of 2022/23)

Council & Municipal Manager

TL KPI Number	Strategic Objective	TL KPI Description	Unit of Measurement	Responsible Owner	Source of Evidence	Baseline	Quarter ending June 2023 (4th Quarter)					Overall Performance for the 2022/2023 financial year (1 July 2022 to 30 June 2023)		
							Target	Actual	R	Performance Comment	Corrective Measures	Annual Target	Actual	R
TL7	The provision of democratic, accountable and ethical governance	Submit three progress reports on the revision of the top 10 risks as a corrective action to the Top Management Team	Number of progress reports submitted	Municipal Manager	TMT minutes where item served	4	1	1	G	[D18] Chief Officer: Report submitted for TMT's meeting scheduled for 15 May 2023 (April 2023)	[D18] Chief Risk Officer: N/A (April 2023)	3	3	G
TL33	The provision and maintenance of municipal services	Percentage of a municipality's capital budget actually spent on capital projects identified for 2022/23 in terms of the municipality's IDP (Actual amount spent on projects as identified for the year in the	% of the capital budget spent	Municipal Manager	Expenditure report from SAMRAS	90.97%	95%	87.22%	O	[D19] Municipal Manager: Target almost met. Gansbaai Elec. Water pipe replacement and various housing projects are driving the under expenditure. The first project is a R 72m project with various stages, lead times were impacted. The	[D19] Municipal Manager: All internally funded under expenditure was rolled over with the permission of council. The housing projects are still moving forward. (June 2023)	95%	87.22%	O

APPENDIX 1 - 5 / 31

TL KPI Number	Strategic Objective	TL KPI Description	Unit of Measurement	Responsible Owner	Source of Evidence	Baseline	Quarter ending June 2023 (4th Quarter)					Overall Performance for the 2022/2023 financial year (1 July 2022 to 30 June 2023)	
							Target	Actual	R	Performance Comment	Corrective Measures		Annual Target
		IDP/Total amount budgeted on capital projects\100\ (MPPMR Reg 10 (c))											
TL39	The provision of democratic, accountable and ethical governance	Sign section 56 performance agreements with all directors by the end of July 2022	Number of agreements signed	Municipal Manager	Cover page and signature section of the performance agreements.	6	0	0	N/A		6	6	G
TL40	The provision of democratic, accountable and ethical governance	Monitor the implementation of the action plan developed to address all the issues raised in the management letter of the Auditor General and submit three progress reports to Executive Mayor	Number of progress reports monitored and submitted to Executive Mayor	Municipal Manager	Copy of e-mail and report submitted to the Executive Mayor by the Municipal Manager	7	1	1	G	[D3] Municipal Manager: Target met. (April 2023)	3	3	G

APPENDIX 1 - 6 / 31

TL KPI Number	Strategic Objective	TL KPI Description	Unit of Measurement	Responsible Owner	Source of Evidence	Baseline	Quarter ending June 2023 (4th Quarter)				Overall Performance for the 2022/2023 financial year (1 July 2022 to 30 June 2023)		
							Target	Actual	R	Performance Comment	Corrective Measures	Annual Target	Actual
TL41	The provision of democratic, accountable and ethical governance	Bi-annual formal performance appraisals of the section 56 appointees for the previous financial period April to June 2022 to be completed by Sept 2022 and the current period October to December 2022 to be completed by February 2023.	Number of appraisals	Municipal Manager	Signed appraisals	12	0	0	NA		12	11	O
TL42	The provision of democratic, accountable and ethical governance	Draft the annual report and submit to the Auditor-General by end August 2022	Draft Annual report submitted	Municipal Manager	Confirmation of receipt of the report	1	0	0	NA		1	1	G
TL45	The promotion of tourism, economic and social development	Develop a Tourism Strategy to be approved by the Executive Mayor by 30 June 2023	Approved tourism strategy	Municipal Manager	Signed Tourism Strategy by the Executive Mayor	0	1	1	G	[D456] Municipal Manager: Tourism Strategy was submitted to Finance and Tourism PC held on 21 June 2023. It was decided to hold back on final	1	1	G

APPENDIX 1 - 7 / 31

TL KPI Number	Strategic Objective	TL KPI Description	Unit of Measurement	Responsible Owner	Source of Evidence	Base line	Quarter ending June 2023 (4th Quarter)						Overall Performance for the 2022/2023 financial year (1 July 2022 to 30 June 2023)	
							Target	Actual	R	Performance Comment	Corrective Measures	Annual Target	Actual	R
TL46	The provision of democratic, accountable and ethical governance	Implementation of the Business Service request portal on Collaborator by 30 March 2023	Functional Business service request portal	Municipal Manager	Report from Collaborator	0	0	0	N/A	approval until after the Tourism Indaba in September 2023. (June 2023)		1	1	G
TL47	The provision of democratic, accountable and ethical governance	Communication strategy approved by the Executive Mayor by 30 June 2023	Approved communication strategy	Municipal Manager	Signed Communication Strategy by the Executive Mayor	0	1	1	G	(D458)Municipal Manager: Communication strategy was submitted to EM On 26 June 2023. (June 2023)		1	1	G

APPENDIX 1 - 8 / 31

Management Services

TL KPI Number	Strategic Objective	TL KPI Description	Unit of Measurement	Responsible Owner	Source of Evidence	Baseline	Quarter ending June 2023 (4th Quarter)					Overall Performance for the 2022/2023 financial year (1 July 2022 to 30 June 2023)	
							Target	Actual	R	Performance Comment	Co-rective Measures	Annual Target	Actual
TL20	The provision of democratic, accountable and ethical governance	The percentage of a municipality's budget (training budget) actually spent on implementing its workplace skills plan (Actual expenditure divided by the budget allocated) (MPPMR Reg 10.(f))	% of the training budget spent on implementation of the MSP	Director: Management Services	Expenditure reports from SAMRAS system	100%	99.99%	R	[D105] Director: Management Services: Target almost met. Formal quotations had to be cancelled because of no service provider for training. The number of employees trained were less than the scheduled number. (June 2023)	[D105] Director: Management Services: (Only R187.75 was not spent from the Training budget). More staff members will be trained. (June 2023)	100%	99.99%	R
TL21	The provision of democratic, accountable and ethical governance	Review the Municipal Organisational Staff Structure by the end of June 2023	Structure reviewed	Director: Management Services	LLF minutes (restructuring) and updated organogram	1	1	G	[D106] Director: Management Services: A request was sent to the Department of Local Government to do a complete Macro and Micro review of the organizational staff structure. An agreement was met.	[D106] Director: Management Services: Staff Establishments for restructuring for ALL directorates could not be submitted as the organisational redesign is	1	1	G

APPENDIX 1 - 9 / 31

TL KPI Number	Strategic Objective	TL KPI Description	Unit of Measurement	Responsible Owner	Source of Evidence	Baseline	Quarter ending June 2023 (4th Quarter)						Overall Performance for the 2022/2023 financial year (1 July 2022 to 30 June 2023)	
							Target	Actual	R	Performance Comment	Corrective Measures	Annual Target		Actual
TL22	The provision of democratic, accountable and ethical governance	92% of the approved and funded organogram filled {(actual number of posts filled ÷ dived by the funded posts budgeted) x100}	% filled	Director: Management Services	HR statistics on filled and vacant posts	92.06%	92%	91%	0	[D107] Director: Management Services: Target almost met. (June 2023)	[D107] Director: Management Services: This figure cannot be controlled as it is affected either by resignations, pension, disability, death etc. if Managers do not motivate vacancies, vacant posts cannot be filled. Vacant posts will be advertised and filled in the coming months. (June 2023)	92%	91%	0

APPENDIX 1 - 10 / 31

TL KPI Number	Strategic Objective	TL KPI Description	Unit of Measurement	Responsible Owner	Source of Evidence	Baseline	Quarter ending June 2023 (4th Quarter)				Overall Performance for the 2022/2023 financial year (1 July 2022 to 30 June 2023)		
							Target	Actual	R	Performance Comment	Corrective Measures	Annual Target	Actual
TL23	The provision of democratic, accountable and ethical governance	The number of people from employment equity target groups employed in the three highest levels of management in compliance with a municipality's approved employment equity plan (MPPMR Reg 10 (e))	The number of people from EE target groups employed based on staff mobility	Director: Management Services	Monthly report to respective Directors. Extract from Payday	71	75	69	0	(D65) Senior Manager: Human Resources: 68 People from employment equity target groups employed in the three highest levels of management (April 2023) (D65) Senior Manager: Human Resources: 67 People from employment equity target groups employed in the three highest levels of management (May 2023) (D65) Senior Manager: Human Resources: Target almost met, 69 People from employment equity target groups employed in the three highest levels of management (June 2023)	75	69	0
										(D65) Senior Manager: Human Resources: In terms of the EEP the number of posts that were filled on the three highest levels of management were 75 at the time and therefore a target of 75 were set. During August month only 68 of these posts were filled at the three highest levels of management. This is not controllable and are affected either by resignations, pension, disability, death etc. (April 2023) (D65) Senior Manager: Human Resources: In terms of the EEP the number of posts that were filled on the three			

APPENDIX 1 - 11 / 31

TL KPI Number	Strategic Objective	TL KPI Description	Unit of Measurement	Responsible Owner	Source of Evidence	Baseline	Quarter ending June 2023 (4th Quarter)				Overall Performance for the 2022/2023 financial year (1 July 2022 to 30 June 2023)			
							Target	Actual	R	Performance Comment	Co rective Measures	Annual Target	Actual	R

APPENDIX 1 - 12 / 31

TL KPI Number	Strategic Objective	TL KPI Description	Unit of Measurement	Responsible Owner	Source of Evidence	Base line	Quarter ending June 2023 (4th Quarter)				Overall Performance for the 2022/2023 financial year (1 July 2022 to 30 June 2023)				
							Target	Actual	R	Performance Comment	Co-rective Measures	Annual Target	Actual	R	

Finance

APPENDIX 1 - 13 / 31

TL KPI Number	Strategic Objective	TL KPI Description	Unit of Measurement	Responsible Owner	Source of Evidence	Baseline	Quarter ending June 2023 (4th Quarter)					Overall Performance for the 2022/2023 Financial year (1 July 2022 to 30 June 2023)		
							Target	Actual	R	Performance Comment	Corrective Measures	Annual Target	Actual	R
TL13	The provision of democratic, accountable and ethical governance	Financial viability measured in terms of the available cash to cover fixed operating expenditure ((Available cash+ investments)/ Monthly fixed operating expenditure) (MPPMR Reg 10 (g))	Ratio achieved	Director: Finance	Section 71 reports	6.27	4.60	5.69	C2	[D185] Director: Finance: KPI well met for 2022/2023 FY. (June 2023)		4.60	5.69	C2
TL14	The provision of democratic, accountable and ethical governance	Financial viability measured in terms of the municipality's ability to meet its service debt obligations ((Total operating revenue- operating grants received)/debt service payments due within the year) (MPPMR Reg 10 (g))	Ratio achieved	Director: Finance	Section 71 reports	23.56	16	26.34	B	[D186] Director: Finance: Target extremely well met. (June 2023)		16	26.34	B

APPENDIX 1 - 14 / 31

TL KPI Number	Strategic Objective	TL KPI Description	Unit of Measurement	Responsible Owner	Source of Evidence	Baseline	Quarter ending June 2023 (4th Quarter)						Overall Performance for the 2022/2023 Financial year (1 July 2022 to 30 June 2023)	
							Target	Actual	R	Performance Comment	Corrective Measures	Annual Target		Actual
TL15	The provision of democratic, accountable and ethical governance	Financial viability measured in terms of the outstanding service debtors (Total outstanding service debtors/revenue received for services) (MPPMR Reg 10 (g))	% achieved	Director, Finance	Section 71 reports	11.37%	11%	12.97%	R	[D187] Director, Finance: KPI not met for 2022/2023 FY. (June 2023)	[D187] Director, Finance: The drastic reduction in the number of indigents and the change in the recovery of debt via pre-paid electricity contributed to the rise in the total outstanding debbtors which in turn contributes to the increase in the ratio %. (June 2023)	11%	12.97%	R
TL16	The provision of democratic, accountable and ethical governance	Financial statements submitted to the Auditor-General by end August 2022	Financial statements submitted	Director, Finance	AFS submitted to the AG	1	0	0	N/A			1	1	G
TL17	The provision of democratic, accountable and ethical governance	Submit a reviewed long term financial plan to the CFO by end of October 2022	Reviewed long term financial plan submitted	Director, Finance	Reviewed long term financial plan	1	0	0	N/A			1	1	G

APPENDIX 1 - 15 / 31

TL KPI Number	Strategic Objective	TL KPI Description	Unit of Measurement	Responsible Owner	Source of Evidence	Baseline	Quarter ending June 2023 (4th Quarter)				Overall Performance for the 2022/2023 Financial year (1 July 2022 to 30 June 2023)		
							Target	Actual	R	Performance Comment	Corrective Measures	Annual Target	Actual
TL32	The provision and maintenance of municipal services	Provision of free basic electricity, refuse removal, sanitation and water in terms of the equitable share requirements (MPPMR Reg 10 (b))	Number of indigent households	Director: Finance	Monthly summary from the indigent register	7 278	7 300	1 491	R	[D156] Senior Manager: Revenue: n/a (April 2023) 424 indigent total of 35 914 (April 2023) [D156] Senior Manager: Revenue: n/a (May 2023) 433 indigent total of 35 992 (May 2023) [D156] Senior Manager: Revenue: Change of Policy - Category B & C demolished. All households must re-apply. (June 2023)	7 300	1 491	R
TL37	The provision of democratic, accountable and ethical governance	Achieve a debt recovery rate not less than 98% (Receipts/total billed for the 12 month period x 100)	% Recovered	Director: Finance	Calculation of 12 month rolling average	100,15%	98%	98,96%	G2	[D188] Director: Finance: KPI met for April 2023. (April 2023) [D188] Director: Finance: KPI met for May 2023. (May 2023) [D188] Director: Finance: KPI met for June 2023. (June 2023)	98%	98,96%	G2

APPENDIX 1 - 16 / 31

TL KPI Number	Strategic Objective	TL KPI Description	Unit of Measurement	Responsible Owner	Source of Evidence	Baseline	Quarter ending June 2023 (4th Quarter)					Overall Performance for the 2022/2023 Financial year (1 July 2022 to 30 June 2023)		
							Target	Actual	R	Performance Comment	Corrective Measures	Annual Target	Actual	R

Protection Services

TL KPI Number	Strategic Objective	TL KPI Description	Unit of Measurement	Responsible Owner	Source of Evidence	Baseline	Quarter ending June 2023 (4th Quarter)					Overall Performance for the 2022/2023 Financial year (1 July 2022 to 30 June 2023)		
							Target	Actual	R	Performance Comment	Corrective Measures	Annual Target	Actual	R
TL24	The creation and maintenance of a safe and healthy environment	Annually review and submit the draft Disaster Management Plan to Council by the end of March	Reviewed plan submitted	Director: Protection Services	Council minutes noting the draft Disaster Management Plan	1	0	0	N/A			1	1	G
TL25	The creation and maintenance of a safe and healthy environment	Arrange public awareness sessions on Protection Services	Number of sessions held	Director: Protection Services	Quarterly statistical report	103	41	G2	[02/25] Director: Protection Services; Target met. 41 Awareness's conducted for the period: April -		110	132	G2	

APPENDIX 1 - 17 / 31

TL KPI Number	Strategic Objective	TL KPI Description	Unit of Measurement	Responsible Owner	Source of Evidence	Baseline	Quarter ending June 2023 (4th Quarter)					Overall Performance for the 2022/2023 Financial year (1 July 2022 to 30 June 2023)		
							Target	Actual	R	Performance Comment June 2023 (June 2023)	Corrective Measures	Annual Target	Actual	R
TL26	The creation and maintenance of a safe and healthy environment	Collect R20,000,000 Public Safety Income by 30 June 2023 (Actual revenue, excluding the fine impairment amount)	R-value of public safety collected income	Director: Protection Services	SAMRAS report and Journal for fines impairment	R19 716 064.01	R5 000 000	R4 100 668	0	[D2.36] Director: Protection Services: Target almost met. (June 2023)	[D2.36] Director: Protection Services: Fines could not be issued on time due to change of systems and staff capacity resulting in a backlog. (June 2023)	R20 000 000	R17 614 623	0

Community Services

APPENDIX 1 - 18 / 31

TL KPI Number	Strategic Objective	TL KPI Description	Unit of Measurement	Responsible Owner	Source of Evidence	Base-line	Quarter ending June 2023 (4th Quarter)						Overall Performance for the 2022/2023 financial year (1 July 2022 to 30 June 2023)
							Target	Actual	R	Performance Comment	Corrective Measures	Annual Target	
TL1	The provision of democratic, accountable and ethical governance	100% of the operational conditional grant (Libraries & CDW's) spent/(Actual expenditure divided by the total grant received)	% of total conditional operational grants spent (Libraries & CDW's)	Director: Community Services	Year to date expenses (SAMFRAS report)	100%	100%	G	[D345] Director: Community Services: KPI Met (June 2023)		100%	100%	G
TL2	The provision and maintenance of municipal services	m ² of roads patched and ressealed according to Pavement Management System within available budget	m ² of roads patched and ressealed	Director: Community Services	Consultants resseal statistical report	105,067	77,662	R	[D346] Deputy Director: Operational Services: KPI Not Met (June 2023)	[D346] Deputy Director: Operational Services: Funding for the resseal project was reduced to make provision for fuel. Targets could not be reached for the 2022/23 financial year. (June 2023)	110,000	77,662	R
TL5	The provision and maintenance of municipal services	Limit unaccounted water to less than 26% (Number of kilolitre water purified - Number of kilolitre water sold)/(Number of kilolitre purified x 100)	% of water unaccounted for	Director: Community Services	Consolidated report SAMFRAS (DB4) GFS and Infrastructure (water purified)	28,26%	24,48%	B	[D347] Director: Community Services: KPI Extremely Well Met. (June 2023)		25%	24,48%	B

APPENDIX 1 - 19 / 31

TL KPI Number	Strategic Objective	TL KPI Description	Unit of Measurement	Responsible Owner	Source of Evidence	Base line	Quarter ending June 2023 (4th Quarter)				Overall Performance for the 2022/2023 financial year (1 July 2022 to 30 June 2023)			
							Target	Actual	R	Performance Comment	Corrective Measures	Annual Target	Actual	R
TL6	The encouragement of structured community participation in the matters of the municipality	Ward committee meetings held to facilitate consistent and regular communication with residents	Number of ward committee meetings per annum	Director: Community Services	Minutes of the ward committee meetings held	78	28	G	Director: Community Services: KPI Met Public Ward Committee meeting. Draft 2023/24 IDP Budget reviewed. (April 2023) [D3-48] Director: Community Services: KPI Extremely Well Met (May 2023) [D3-48] Director: Community Services: No Ward Committee meetings for the month of June 2023. (June 2023)	[D3-48] Director: Community Services: Oversight in reporting for the month of December 2022 (Quarter 2). Ward committee meetings were held in December, although no target set for the month. Overall annual target exceeded. 112 WC meetings held in total. (June 2023)	70	112	B	

APPENDIX 1 - 20 / 31

TL KPI Number	Strategic Objective	TL KPI Description	Unit of Measurement	Responsible Owner	Source of Evidence	Baseline	Quarter ending June 2023 (4th Quarter)						Overall Performance for the 2022/2023 financial year (1 July 2022 to 30 June 2023)		
							Target	Actual	R	Performance Commitment	Corrective Measures	Annual Target		Actual	R
TL27	The provision and maintenance of municipal services	Provision of water to informal households (excluding invaded state owned land and private land) based on the standard of 1 water point to 25 households (MPPMR Reg 10 (a))	The number of taps installed in relation to the number of informal households (excluding invaded land unsuitable for housing and private land)	Director: Community Services	Annual report from Housing Department indicating the number of informal households (excluding invaded land unsuitable for housing and private land). Report on the GPS coordinates on the number of taps to informal households (excluding invaded land unsuitable for housing and private land)	341	328	B	[D349] Deputy Director, Operational Services: KPI Extremely Well Met (June 2023)		328	658	B	658	B
TL28	The provision and maintenance of municipal services	Provision of cleaned piped water to all formal households within 200 m from households (MPPMR Reg 10 (a))	No of formal households that meet agreed service standards for piped water	Director: Community Services	Yearly statistics provided by finance department (SAMRAS)	30 111	30 412	G2	[D350] Deputy Director, Operational Services: KPI Well Met (June 2023)		30 412	31 829	G2	31 829	G2

APPENDIX 1 - 21 / 31

TL KPI Number	Strategic Objective	TL KPI Description	Unit of Measurement	Responsible Owner	Source of Evidence	Base line	Quarter ending June 2023 (4th Quarter)					Overall Performance for the 2022/2023 financial year (1 July 2022 to 30 June 2023)		
							Target	Actual	R	Performance Comment	Corrective Measures	Annual Target	Actual	R
TL29	The provision and maintenance of municipal services	Provision of refuse removal, refuse dumps and solid waste disposal to all formal households at least once a week. (A household is defined as a residential unit billed for the particular services rendered by way of the financial system (SAMRAS)) (MPPMR Reg 10 (a))	Number of formal households for which refuse is removed at least once a week	Director: Community Services	Yearly statistics provided by finance department (SAMRAS)	33 895	34 234	G2	[D351] Deputy Director: Operational Services: K.Pi Wel Met (June 2023)		34 234	35 601	G2	
TL30	The provision and maintenance of municipal services	Provision of refuse removal, refuse dumps and solid waste disposal to all informal households at least once a week (MPPMR Reg 10 (a))	Number of weekly removal of refuse in informal households. (Once per week = 52 weeks per annum)	Director: Community Services	Bi-annual eMIS report on the weekly refuse removal.	53	52	G	[D352] Deputy Director: Operational Services: K.Pi Met (June 2023)		52	52	G	

APPENDIX 1 - 22 / 31

TL KPI Number	Strategic Objective	TL KPI Description	Unit of Measurement	Responsible Owner	Source of Evidence	Baseline	Quarter ending June 2023 (4th Quarter)					Overall Performance for the 2022/2023 financial year (1 July 2022 to 30 June 2023)			
							Target	Actual	R	Performance Comment	Corrective Measures	Annual Target	Actual		
TL34	The provision and maintenance of municipal services	The provision of sanitation services to informal households (excluding invaded state owned land and private land) based on the standard of 1 toilet to 5 households (MPPMR Reg 10(a))	The number of toilet structures provided in relation to the number of formal households (excluding invaded land unsuitable for housing and private land)	Director: Community Services	Annual report from Housing Department indicating the number of informal households (excluding invaded land unsuitable for housing and private land). Report on the GPS coordinates for the number of the toilets to informal households (excluding invaded land unsuitable for housing and private land)	934	1 020	1 107	G2	[0353] Deputy Director: Operational Services: K PI Well Met (June 2023)		1 020	1 107	R	G2
TL35	The provision and maintenance of municipal services	Provision of sanitation services to formal residential households (A household is defined as a residential unit billed for particular services rendered by way of the financial system (SAMRAS)) (MPPMR Reg 10(a))	No of formal residential households which are billed for sewerage in accordance to the SAMRAS financial system	Director: Community Services	Yearly statistics provided by the Department of Finance	30 420	30 724	32 323	G2	[0354] Deputy Director: Operational Services: K PI Well Met (June 2023)		30 724	32 323		G2
TL43	The provision and maintenance of municipal services	Provision of water to informal households on invaded land with available funding (Land Invasions refers to the illegal occupation of land, with the	The number of taps installed for formal households on invaded	Director: Community Services	Report on the GPS coordinates on the number of taps installed for informal households on invaded land	80	80	99	G2	[0355] Deputy Director: Operational Services: K PI		80	99		G2

APPENDIX 1 - 23 / 31

TL KPI Number	Strategic Objective	TL KPI Description	Unit of Measurement	Responsible Owner	Source of Evidence	Base line	Quarter ending June 2023 (4th Quarter)				Overall Performance for the 2022/2023 financial year (1 July 2022 to 30 June 2023)			
							Target	Actual	R	Performance Comment	Corrective Measures	Annual Target	Actual	R
TL44	The provision and maintenance of municipal services	<p>intention of establishing dwellings / a settlement upon it. An invasion may be by one individual or by hundreds of households).</p> <p>The provision of sanitation services to informal households on invaded land with available funding (Land Invasions refers to the illegal occupation of land, with the intention of establishing dwellings / a settlement upon it. An invasion may be by one individual or by hundreds of households).</p>	<p>land with available funding</p> <p>The number of toilets provided for informal households on invaded land with available funding</p>	Director: Community Services	Report on the GPS coordinates for the number of toilets provided for informal households on invaded land	139	105	B	[D356] Deputy Director: Operational Services: KPI Extremely Well Met (June 2023)		105	171	B	

Infrastructure & Planning

APPENDIX 1 - 24 / 31

TL KPI Number	Strategic Objective	TL KPI Description	Unit of Measurement	Responsible Owner	Source of Evidence	Baseline	Quarter ending June 2023 (4th Quarter)					Overall Performance for the 2022/2023 financial year (1 July 2022 to 30 June 2023)		
							Target	Actual	R	Performance Commitment	Corrective Measures	Annual Target	Actual	R
TL3	The provision and maintenance of municipal services	Quality of effluent comply 80% with general or special limit in terms of the Water Act (Act 36 of 1998)	% compliance	Director, Infrastructure & Planning	Report from Directorate Infrastructure (MSA) compiled from independent laboratory test results	79.16%	80%	76.74%	0	[D407] Deputy Director, Engineering Planning; Target almost met. 76.74% of final effluent quality parameters tested complied with the set standards. (June 2023)	[D407] Deputy Director, Engineering Planning; The upgrade of the Klairmond WWTW has started, and the contract for installation of a backup generator at the Gansbaai WWTW has been awarded. Both these projects will improve effluent quality in the long term. (June 2023)	80%	75.54%	0
TL4	The provision and maintenance of municipal services	Quality of potable water comply 98% with SANS 241	% compliance with SANS 241	Director, Infrastructure & Planning	Independent Laboratory test result	98.83%	98%	96.30%	0	[D408] Deputy Director, Engineering Planning; Target almost met. Load shedding by Eskom during the period had a negative effect on several treatment plants that are not equipped with generators yet (unnecessary stop/start). No treatment system	[D408] Deputy Director, Engineering Planning; Generators were hired and placed at some treatment plants for periods to keep reservoirs full. In the process of installing permanent generators at certain treatment plants. (June 2023)	98%	96.99%	0

APPENDIX 1 - 25 / 31

TL KPI Number	Strategic Objective	TL KPI Description	Unit of Measurement	Responsible Owner	Source of Evidence	Baseline	Quarter ending June 2023 (4th Quarter)						Overall Performance for the 2022/2023 financial year (1 July 2022 to 30 June 2023)				
							Target	Actual	R	Performance Commitment	Corrective Measures	Annual Target	Actual	R			
TL18	The provision and maintenance of municipal services	Limit electricity losses to 7% or less ((Number of Electricity Units Purchased - Number of Electricity Units Sold) / Number of Electricity Units Purchased and/or Generated) x 100)	% of electricity unaccounted for	Director: Infrastructure & Planning	Electricity losses Excel spreadsheet from Manager: Costing and Reports in Finance Directorate	7.35%	7%	6.43%	B	[D410] Director: Infrastructure & Planning: Target extremely well met. (June 2023)							
TL19	The provision and maintenance of municipal services	Report on the implementation of the Water Service Development plan annually by the end of October	Report submitted	Director: Infrastructure & Planning	Letter of submission of Water Services Audit to DMS	1	0	0	N/A								

APPENDIX 1 - 26 / 31

TL KPI Number	Strategic Objective	TL KPI Description	Unit of Measurement	Responsible Owner	Source of Evidence	Baseline	Quarter ending June 2023 (4th Quarter)						Overall Performance for the 2022/2023 financial year (1 July 2022 to 30 June 2023)	
							Target	Actual	R	Performance Comment	Corrective Measures	Annual Target	Actual	R
TL31	The provision and maintenance of municipal services	Provision of Electricity; Number of metered electrical connections in formal areas (Eskom Areas excluded) (Definition: Refers to residential households (RE) and pensioners (PR) as per Finance departments billed households) (MPPMR Reg 10 (a))	Number of formal households that meet agreed service standards	Director, Infrastructure & Planning	Based on number of households billed by department of finance	21 914	22 500	23 163	G2	[D409] Director: Infrastructure & Planning; Target well met. (June 2023)		22 500	23 163	G2
TL36	The provision and maintenance of municipal services	100% of the Municipal Infrastructure Grant (MIG) spent by 30 June 2023 (Actual MIG expenditure/Allocation received)	% expenditure of allocated MIG funds	Director, Infrastructure & Planning	Monthly MIG report	100%	100%	100%	G	[D412] Director: Infrastructure & Planning; Target met (June 2023)		100%	100%	G

Economic & Social Development & Tourism

APPENDIX 1 - 27 / 31

TL KPI Number	Strategic Objective	TL KPI Description	Unit of Measurement	Responsible Owner	Source of Evidence	Base line	Quarter ending June 2023 (4th Quarter)					Overall Performance for the 2022/2023 financial year (1 July 2022 to 30 June 2023)		
							Target	Actual	R	Performance Comment	Corrective Measures	Annual Target	Actual	R
TL8	The promotion of tourism, economic and social development	Submit three progress reports on LED, Social Development and Tourism initiatives to Portfolio Committee...	Number of progress reports on LED, Social Development and Tourism initiatives submitted.	Director: Economic and Social Development	Portfolio committee meeting minutes on the progress reports on LED, Social Development Tourism initiatives.	3	1	1	G	[D4.24] Director: Economic and Social Development: Report submitted (April 2023)		3	3	G
TL9	The promotion of tourism, economic and social development	Managers LED, Social Development and Tourism report on the hosting of at least two joint mobile Thusing outreach during the 2022/23 financial year to the Director Economic and Social Development and Tourism	Report on the mobile Thusing outreach programme	Director: Economic and Social Development	Report on the mobile Thusing outreach programme	0	1	1	G	[D4.46] Director: Economic and Social Development: Outreach Implemented (May 2023)		2	2	G
TL10	The promotion of tourism, economic and social development	Support 180 SMMEs in terms of the SMME Development Programme by 30 June 2023	Number of SMMEs supported	Director: Economic and Social Development	Internally verified list of SMMEs supported	172	90	90	G	[D4.32] Director: Economic and Social Development: Target Met (June 2023)		180	185	G2

APPENDIX 1 - 28 / 31

TL KPI Number	Strategic Objective	TL KPI Description	Unit of Measurement	Responsible Owner	Source of Evidence	Base line	Quarter ending June 2023 (4th Quarter)				Overall Performance for the 2022/2023 financial year (1 July 2022 to 30 June 2023)		
							Target	Actual	R	Performance Comment	Corrective Measures	Annual Target	Actual
TL11	The promotion of tourism, economic and social development	Report on projects/ initiatives in collaboration with other stakeholders for local economic development, social development and tourism	Number of projects / initiatives collaborated on	Director: Economic and Social Development	Letter of intent / memo/ emails/ Signed MOUs where applicable	13	6	6	G	[D4.33] Manager: LED: Report Provided SEDA Engagement Frame Collaboration WWF Collaboration (June 2023) [D4.34] Manager: Social Development: The department collaborated / assisted The Sustainable Trust with their holiday programme aimed at vulnerable girls from Mount Pleasant Primary and Hawston Primary. We provided groceries for the programme, and the social worker presented some of the programmes and provided social services to the girls. (June 2023)	28	38	R

APPENDIX 1 - 29 / 31

TL KPI Number	Strategic Objective	TL KPI Description	Unit of Measurement	Responsible Owner	Source of Evidence	Base line	Quarter ending June 2023 (4th Quarter)				Overall Performance for the 2022/2023 financial year (1 July 2022 to 30 June 2023)		
							Target	Actual	R	Performance Comment	Corrective Measures	Annual Target	Actual
TL12	The promotion of tourism, economic and social development	The number of job opportunities created through the EPWP programme and as per set targets (business plan as per grant agreement) - FTEs, translates to 1300 work	Number of temporary jobs created	Director: Economic and Social Development	Internally verified list of beneficiaries appointed	1 238	490	95	[D4.54] Manager: Tourism, Trans Enduro Discussion with Saldanha Military Academy, National Dept of Tourism graduation of students, Astronomical Society discussions re display at Gearings Point, Westgro Silver Sea meetings regarding itineraries and approval for Hamanus Harbour, Thusong Outreach, (June 2023)	[D4.35] Director: Economic and Social Development; Projects Implemented (June 2023)	1 300	1 059	O

APPENDIX 1 - 30 / 31

TL KPI Number	Strategic Objective	TL KPI Description	Unit of Measurement	Responsible Owner	Source of Evidence	Base line	Quarter ending June 2023 (4th Quarter)				Overall Performance for the 2022/2023 financial year (1 July 2022 to 30 June 2023)		
							Target	Actual	R	Performance Comment	Corrective Measures	Annual Target	Actual
		opportunities) (MPPMR Reg 10 (d))											
TL38	The promotion of tourism, economic and social development	Support 70 SMME's in limits of the Emerging Contractor Development Programme by 30 June 2023	Number of Emerging Contractors supported	Director, Economic and Social Development	Internally verified list of small contractors supported/ Letters of engagement	66	35	57	[0437] Manager LED: Target Met (June 2023)	the EPWP Protocol Agreement of 1049, (June 2023)	70	98	G2

RECOMMENDATION TO THE COUNCIL:

that the content of the report for the fourth quarter of the 2022/23 financial year on the top-level Service Delivery and Budget Implementation Plan **be noted**.

ANNEXURE B 1/2

EXECUTIVE MAYOR'S SPECIAL FUND**Status report in terms of paragraph 7 of the policy**

The Executive Mayor must report to Council on a quarterly basis in respect of the status of the Fund, including amounts withdrawn, the names of the beneficiaries and any donations received.

Opening Balance 01/07/2022		R14 178.89
Add: Overstrand Budget Allocation 2022/2023		R1 255 330.00
Donations received:		
Quarter 1	Donations received	50.00
Quarter 2	Donations received	150.00
Quarter 3	Donations received	150.00
Quarter 4	Donations received	150.00
		R500.00
Amounts withdrawn:		
Quarter 1	ZW Boys Chior Uniforms	-3 643.10
Quarter 2	ERF 827-Replace Elec Meter	-2 970.00
Quarter 3	MALACHITE BLUE-STANFORD MILL STREAM	-50 000.00
	SCHOOL SUPPLIES FOR INDIGENT FAMILY	-1 975.00
	SCHOOL SHOES AND ATKV PROGRAM	-4 000.00
	COLLECTION OF DECEASED BODY	-1 000.00
	NEO LIFE:EDUCATIONAL MATERIAL & FURNITURE	-2 000.00
	FUNDING: SUPPORT OF THE ELDERLY	-10 000.00
	FUNDING: GOLF PROGRAM	-2 000.00
	PD FOR REPLACEMENT OF CIU.ERF 2031 GMA	-1 495.00
	GANSBAAI-REPLACEMENT MATERIAL-MASAKHANE FIRE	-6 152.10
	GRIEKWA NASIONALE KONFERENSIE-VERVOER	-1 500.00
	WHALE COAST BUS. COM FORUM CBD REVITALISATION	-4 000.00
	GRIEKWA NASIONALE KONFERENSIE-VERBLIF	-10 000.00
	APPL. FOR LEARNERS LICENSES-30 CANDIDATES	-2 040.00
Quarter 4	STRANDLOPERS ECO YOUTH CLUB ENV TRAINING - M/FUN	-5 000.00
	SOUP KITCHEN CONTRIBUTION - MAYOR'S FUND	-8 000.00
	UNIFORMS AND SPORTS KIT - MAYOR'S FUND	-8 000.00
	GAS STOVE AND INSTALLATION - MAYOR'S FUND	-15 583.00
	RATHFELDER TRUST - FURNITURE LEARNERS - MAYOR FU	-5 000.00
	PIKKEWYNTJIES PRE-PRIMARY - RENOVATION AND UPGRA	-1 500.00
	GRANT IN AID -ANIMAL WELFARE 2023	-40 000.00
	GRANT IN AID -ANIMAL WELFARE 2023	-30 000.00
	GRANT IN AID -ANIMAL WELFARE 2023	-30 000.00
	FOUNDATION FOR 15 OVERALLS	-8 819.98
	TEAM UNIFORMS	-13 450.00
	LEARNERS LICENCE FOR 47 GRADE 12 LEARNERS	-17 343.00
	TRANSPORT TO COMPLETE LEARNERS TESTS	-2 000.00
	REFRESHMENTS DURING COMMUNITY PROJECTS	-2 500.00
	VOLUNTEER NEIGHBOURHOOD WATCH	-5 000.00
	PEARLY BEACH PATROLS-MAYORAL FUND DONATION	-5 000.00
	OVERSTRAND UNITE-MAYORAL FUND DONATION	-7 500.00
	OVERSTRAND UNITE-CLLR NGGANDANA	-7 500.00
	HERMANUS CHILD AND FAMILY SERVICES - STRESS RELI	-50 000.00
	FUNDING TO UPGRADE SHELTER'S GARDEN	-8 196.00
	KLEINMOND PRIMARY SCHOOL: SA SCHOOL CHAMPIONSHIP	-2 000.00
	SCHOOL UNIFORMS AND SHOES - MAYOR'S SPECIAL FUND	-4 000.00
	SECURITY UPGRADE - MAYOR'S SPECIAL FUND	-13 500.00
	FRANSKRAAL BUURTWAG - OPERATIONAL COSTS	-5 000.00
	STRANDLOPERS ECO - LAPTOP FOR STUDENT (UCT)	-3 499.00
	HAWSTON FOOTBALL CLUB: GEAR AND START UP	-7 000.00
	HAWSTON HEALTH AND WELFARE ORG: FOOD KITCHEN ASS	-5 000.00
	SHILOH EDUCARE - EDU TOYS AND SAFETY MEASURES	-3 000.00
	EXEC MAYORS SPECIAL FUND: SOCCER KIT - COMM WORK	-8 000.00
	SIYAKHA COMM EDUCARE - ECD PROGRAM	-10 000.00
	WHALE COAST CITY FC - SOCCER KIT - COMM WORK	-11 000.00
	FRANSKRAAL BUURTWAG - FIRE BRIGADE SUPPORT	-20 000.00
	PRINGLEBAY RATEPAYERS ASSOCIATION:DONATION	-14 007.00
	OVERSTRAND UNITE: DONATION-MAYORS SPECIAL FUND	-42 500.00
	POLKA DOT TRUST: DONATION: MAYORS SPECIAL FUND	-5 000.00
	MOUNT PLEASANT PRIMARY:DONATION MAYORS SPECIAL F	-5 000.00
	BUILDING OF ADDITIONAL SPACE - MAYOR'S FUND	-10 000.00
	FRANSKRAAL BUURTWAG - FIRE BRIGADE SUPPORT	-5 000.00
	WHALE COAST WAVERIDERS - KAMMABAAI LOCKERS PROGR	-49 278.00
	MUNICIPAL CARE PROJECT FUNDS-CHILD WELFARE	-5 000.00
	NEW METER BOXES HZW1794 & EHP226 PMT FM MAYOR FU	-1 549.62

ANNEXURE B 2/2

CATAPULT FOUNDATION-MAYOR SPECIAL FUND COMMITTEE	-10 000.00	
MAYORS SPEC FUND: LED LIGHTS FOR THE ELDERLY	-4 800.00	
MAYORS SPEC FUND: TROPHY ENGRAVING - SPORTING EV	-3 000.00	
MAYORS SPEC FUND: MATERIAL TO BUILD RAMP - DISAB	-4 110.40	
MAYORS SPEC FUND: TREE PLANTING - KLEINMOND OPEN	-1 755.00	
MAYORS SPEC FUND: JOJO WATER TANKS FOR TWO CRECH	-5 139.98	
MAYORS SPEC FUND: PLANT MILKWOOD TREES	-4 000.00	
SIYAZAMA OLD AGE CENTRE: SUPPORT FOR THE ELDERLY	-10 000.00	
ANIMA CHILDRENS THERAPY: UPGRADE TO ENTRY ROAD	-10 000.00	
SANDBAAI BUURTWAG: EQUIPMENT	-15 000.00	
OVERSTRAND CHILD AND YOUTH: SAFE HAVEN FOR CHILD	-10 000.00	
VOS COASTAL PATH : EQUIPMENT TO RESTORE PATH	-10 000.00	
UBUHLE BOMFAZI OTHANDAZAYO: FOOD PARCELS	-7 800.00	
BLACK BIRDS RUGBY VOETBALKLUB: GENERAL EXPENSES	-7 000.00	
HERMANUS HACKING GROUP: COMBAT INVASIVE PLANT SP	-15 000.00	
GENERATION EDUCATION: FUND A+ STUDENT	-8 000.00	
GENERATION EDUCATION: FUND A+ STUDENT	-10 962.33	
SUPPLY OF RUGBY JERSEYS	-4 037.67	
FUNDING TO PRODUCE VIDEO	-15 100.00	
CHILD WELFARE SA KLEINMOND	-5 000.00	
SIYAZAMA CENTRE - ASSIST WITH ECD OF UNDERPRIVIL	-10 000.00	
EJ LOMBARDI SERVICE CENTRE - ELDERLY SUPPORT	-10 000.00	
ZWELIHLE PRIMARY - SUPPLY OF SANITARY PADS /FOOD	-3 500.00	
LIGHTHOUSE 2 LIGHTHOUSE LADIES-MAYORS FUND DONAT	-5 000.00	
OVERSTRAND CHILD AND YOUTH CARE CENTRE-MAYOR'S F	-8 900.00	
STANFORD ANIMAL WELFARE - UPGRADES AND KENNELS	-34 552.90	
STANFORD ANIMAL WELFARE - ADDITIONAL KENNELS	-40 000.00	
STANFORD ANIMAL WELFARE - ADDITIONAL KENNELS	-15 447.10	
STANFORD ANIMAL WELFARE - ADDITIONAL KENNELS	-10 000.00	
NSRI - CAPITAL PROJECTS AND RESCUE SERVICES	-6 000.00	
KAW - UPGRADES AND ADDITIONAL KENNELS	-10 000.00	
WESTCLIFF NEIGHBOURHOOD WATCH - FUEL AND EQUIPME	-6 000.00	
VOS COASTAL PATH MANAGEMENT - FRAIL CARE FACILIT	-10 000.00	
SILWERJARE DIENSSENTRUM - NUTRITIONAL DONATION/T	-5 000.00	
VG CHURCH - YOUTH DAY FOOD PACKS AND CATERING	-3 379.93	
WHALE COAST FC - FOOD PARCELS AND INDIGENT SHEL	-42 500.00	
KLEINMOND RUGBY FOOTBALL CLUB-YOUTHDAY CELEBRATI	-5 000.00	
ROYAL CHARTER SERV - TRANSPORT OF LEARNERS TO TR	-3 500.00	
ASSIST WITH FOOD PARCELS	-5 000.00	
KLEINMOND PRIMARY SCHOOL - SPORTS EQUIPMENT	-3 000.00	
LAERSKOOL KLEINMOND - NETBALL REGIONAL TEAM	-3 900.00	
ONRUSRIVER HOME OWNERS ASSOCIATE: REED CUTTING	-15 000.00	
BOLAND RUGBY UNION: NATIONAL GIRLS U16 RUGBY WEE	-3 500.00	
WESTCLIFF NEIGHBOURHOOD WATCH - FUEL & EQUIPMENT	-5 000.00	
LITTLE DAY CARE CENTRE - SANITARY PRODUCTS	-7 500.00	
	<u>-933 110.91</u>	<u>-R1 035 886.11</u>

Closing Balance 30 June 2023

R234 122.78

ANNEXURE C 1/3

<u>OVERSTRAND MUNICIPALITY - REPORTING ON THE MUNICIPAL COST CONTAINMENT REGULATIONS, 2019</u> <u>JUNE 2023</u>
--

Council is herewith informed of the status regarding implementation of the Cost Containment Regulations

The Municipal Cost Containment Regulations were published on 07 June 2019, with effective date 01 July 2019.

The previous reports to Council (June 2019) addressed the administrative process in anticipation of the regulations. These considerations were based on MFMA Circular No. 82 Cost Containment Measures (Updated November 2016).

Subsequent to the regulations being gazetted, National Treasury issued MFMA Circular No 97 - Cost Containment Measures on 31 July 2019. This circular advises regarding proposed formats for reporting on budgets, expenditure and savings as addressed in the regulations.

Save for revised input pertaining to the consideration of Public Transport in Regulation 7(6)(b), included in changes as approved by council to the Overstrand Travel & Subsistence Policy in consideration of Public Transport, the bulk of the cost containment measures have been captured in various of our Budget related Council Policies. The before-mentioned been considered and updated with the annual revision of policies. The Overstrand Cost Containment Policy was approved by Council on 27 May 2020.

Of importance to note is that the Budget Steering Committee gave effect to stringent cost containment restrictions over the past three years, in terms of the budget policy guidance, to advise Council in this regard.

Templates have furthermore been implemented to guide decision making regarding use of consultants and feasibility considerations.

The administration gave further effect in implementing the regulations and this is being attended to on a continuous basis, applying the stipulations of Budget directives and Budget related policies.

ANNEXURE C 2/3

Cost Containment In-Year Report (IMPORTANT - Please note that the unspent amounts will be indicated under savings for the year after Q4, in view of the comments relating to Q1, Q2 and Q3, which state as follows (refer below):**

"Overstrand Municipality does not budget to create savings. 2. Cost containment considerations implemented multiple budget periods ago. 3. Guiding Templates implemented")

	Budget	Q1 (Actual)	Q2 (Actual)	Q3 (Actual)	Q4 (Actual)	Savings
Measures	R	R	R	R	R	R
Use of Consultants	44 861 077	5 787 810	7 671 714	6 933 515	17 146 344	7 321 694
Vehicles used for political office-bearers	0	0	0	0	0	0
Travel & subsistence: (Please note that deviations from Budgeted amounts also relate to the new normal in terms of scaled down traveling due to virtual meetings, inclusive of a decrease in accommodation costs, Registration Fees w.r.t. conferences, etc.)	843 999	132 511	287 935	180 674	248 179	(5 300)
Domestic accommodation: (Please note that deviations from Budgeted amounts also relate to the new normal in terms of scaled down traveling due to virtual meetings, inclusive of a decrease in accommodation costs, Registration Fees w.r.t. conferences, etc.)	403 921	47 674	45 201	41 473	74 020	195 553

ANNEXURE C 3/3

Sponsorships, events and catering	1 840 342	265 267	236 431	598 907	456 179	283 558
Communication	6 178 118	603 561	1 348 929	1 264 470	1 605 074	1 356 084
Other related expenditure items	0	0	0	0	0	0
Total	54 127 457	6 836 823	9 590 210	9 019 039	19 529 796	9 151 589

ANNEXURE D 1/9

MUNICIPAL REGULATIONS ON A STANDARD CHART OF ACCOUNTS (mSCOA): POST IMPLEMENTATION STATUS OF mSCOA PROJECT – JUNE 2023

1. Executive Summary

The purpose of this submission to Council is to:

1. Inform Council on specific initiatives to date by National Treasury to enable a full and complete understanding of the scope and extent of the SCOA implementation as applicable to all municipalities and municipal entities;
2. Report to Council on progress made to date with the implementation of mSCOA at the Overstrand Municipality since the previous report to Council.
3. Maintain an on-going awareness of specific mSCOA initiatives in the Overstrand Municipality; and
4. Considerations on the way forward with the core financial system, being Samras Classic, currently in use by the Overstrand Municipality.

A comprehensive supplementary report in this regard, providing the necessary detail with regard to background and historic information over the past number of years for this National Treasury project, was also included previously (up to 31 December 2019), as part of the reporting to Council.

2. Updated status 2022/2023: June 2023 (Combined quarter 1-4)

Overstrand municipality has arranged site visits to Stellenbosch and Breede Valley municipality's to observe the implementation of the Web-based SCM Module. The dates has still to be confirmed by the respective municipalities.

During the 3rd & 4th quarters, Solvem implemented the latest version 6.7 of the mSCOA chart on the web-based budget module. The budget for the 2023/2024 MTREF was captured and successfully implemented on the web module by 2 July 2023.

MFMA Budget Circular No. 122 (9 Dec 2022) guided as follows:

"Regulation of Minimum Business Processes and System Specifications

National Treasury will review and regulate minimum business processes and system specifications for mSCOA by the end of 2024/25. In preparation for the regulation of the minimum requirements, municipalities should ensure that they comply fully with the current minimum business processes and system specifications articulated in MFMA Circular No. 80 (dated 08 March 2016).

Where a municipality is not fully compliant with the mSCOA requirements, a mSCOA Road Map must be in place to drive and fast track the mSCOA implementation in the municipality. The mSCOA Steering Committee, chaired by the Accounting Officer or his/her delegate, must use the mSCOA Road Map to track progress and take correction actions where required.

ANNEXURE D 2/9

Road Maps must be reviewed and updated annually as part of the budget process is update and submitted to Council for approval together with their 2023/24 MTREF budget. Municipalities will be required to upload their updated mSCOA Road Maps in a PDF format on the GoMuni Upload portal as part of their 2023/24 MTREF tabled and adopted budget submission and thereafter on a quarterly basis as part of their in-year reporting.

Municipalities should ensure that they budget sufficiently to become and remain mSCOA compliant."

Communication with the service provider is taking place on a regular basis with the attendance of all SAMRAS Usergroup workshops and meetings by senior Finance Directorate - and ICT Department staff in this regard. In providing insight regarding monitoring of progress with the development and implementation of web-based modules, the following background –

A senior delegation from the service provider (SOLVEM) made an on-site courtesy visit on 12 September 2022 and general systems information and incidents logs status were discussed and reviewed. Overstrand will continue to monitor progress with reference to implementation, especially relating to the client-wide implementation of the Expenditure/SCM module.

Challenges were experienced with the August 2022 reporting cycle system information extracts and reports, and although the incidents were logged timeously with the service provider, the issues were only resolved after the reporting due dates. A report on the system failure was requested from the service provider, and submitted to Provincial Treasury in response to an official enquiry by them.

The next Usergroup meeting was held on 20 October 2022 via the Teams platform. For Overstrand, the status quo is maintained regarding further considerations with regard to system implementation, pending the outcome of successful implementation of the organogram and SCM module at other comparable user sites.

Usergroup meetings allow municipalities to obtain feedback from the service provider with regard to progress made with development of the respective Web Modules as well as updates from these municipal sites where specific web module testing was in process. Confirmation of the dates for the next workshop and meeting are awaited.

The mSCOA committee currently follows a process of monthly monitoring with regard to before-mentioned development and implementation of web-based modules at sites as we become aware of information. Assurance of successful implementation of web-based modules and the organogram are regarded as a pre-requisite for embarking on implementation of these modules.

The Action Plan of the municipality is based on the communication received from Solvem, containing the high level information of the modules required (migration to the web) to ensure integration with 3rd party systems and implementation of functionality with regard to workflow and document management. It is however important to note that the following status update for March 2022, is still relevant to the extent that none of

ANNEXURE D 3/9

those implementations could be confirmed as completed and successfully implemented in the respective municipal environments.

The most recent Usergroup meeting was held on 6 April 2023 in hybrid format, in person and via the Teams platform. For Overstrand, the status quo remains the same as at the end of March 2023 regarding further considerations with regard to system implementation. The municipality follows up regarding the outcome of successful implementation of the organogram and SCM module at other comparable user sites.

This development will be closely monitored and any important matters impacting on the Overstrand contract, service rendering levels, etc will be reported to Council, as well as the relevant spheres of government as might be applicable, inclusive of any assessment outcome. The administration will maintain continuation of quarterly reports as part of Budget Reports, due to the process currently still not leading to a close-out report in the current financial period.

A two-person delegation from the service provider (Solvem) made an on-site courtesy visit on 12 September 2022 and general systems information and incidents logs status were discussed and reviewed. Overstrand will continue to monitor progress with reference to implementation, especially relating to the client-wide implementation of the Expenditure/SCM module.

Challenges were experienced with the August 2022 reporting cycle system information extracts and reports, and although the incidents were logged timeously with the service provider, the issues were only resolved after the reporting due dates. A report on the system failure was requested from the service provider, and submitted to Provincial Treasury in response to an official enquiry by them.

3. National Treasury budgetary mSOCA guidance / communications:

The absence of any clear direction from National Treasury in terms of the anticipated outcome of the mSOCA systems audits as previously communicated, inclusive of National Treasury's envisaged transversal tender process and specifications, compounded challenges for municipalities. NT did not share any further information regarding the mentioned audits and confirmed in MFMA Budget Circular No. 112 (6 Dec 2021) the following: "However, should a municipality need to procure a new financial system, they must follow the processes set out in the MFMA read together with the Municipal Supply Chain Management Regulations and MFMA Budget Circulars No. 93, 98 and mSOCA Circulars No 5 and 6. In addition, National Treasury has not accredited any of the municipal financial systems available in the market and this should therefore not be advertised as a requirement in municipal tender documents.

National and Provincial Treasuries held extensive engagements with key system providers during which the system functionality on the following were demonstrated: IDP and budget, supply chain management (SCM), asset management, annual financial statements, revenue management, cash flow and period control. These engagements provided National and Provincial Treasuries with an understanding of what functionality is available on each system and what the key system related challenges are."

The following was furthermore stated: "Municipalities that procured systems through the RT25-2016 transversal tender must approach the market to procure a new service

ANNEXURE D 4/9

provider for system support and maintenance. Due to the high financial investment in procuring financial systems, it is not cost effective to change financial systems every 3 to 5 years. Also, the expiry of the SLA does not necessitate the procurement of a new financial system - unless the system that is being used is not complying with the required business processes and system specifications." From before-mentioned it can be derived that NT will not provide for any further communication to Local Government with regard to the before-mentioned release of audit results to assist municipalities with the outcome of their process in this regard. It is rather stated in the circular again that "It should be emphasised that the onus to ensure compliance with the mSCOA Regulations and minimum system specifications as per MFMA Circular No. 80 and its Annexure B rests with the municipality and not the system vendor. Municipalities should ensure that they budget sufficiently to become and remain mSCOA compliant."

National Treasury issued the following Circulars and guidance relating to mSCOA from December 2021 to March 2022:

- i. Municipal Budget Circular (No 112) for the 2022/23 MTREF - 04 December 2021;
- ii. Municipal Budget Circular (No 115) for the 2022/23 MTREF - 04 March 2022;

The Draft and Final budgets were compiled according to the latest chart available on the financial system:

- mSCOA Segment Detail – (Final Version 6.6 – 6 Dec 2021) for implementation 2022/22
- mSCOA Segment Detail – (6.6.1. Patch to Version 6.6 – 4 Mar 2022) for implementation 2022/23

It was furthermore now advised in the Budget Circular for this draft budget cycle (No 112): "That the credibility of the mSCOA data strings remains a concern although we have observed a marked improvement in some areas. At the core of the problem is:

- The incorrect use of the mSCOA chart and segments, balance sheet budgeting, movement accounting and basic municipal accounting practices by municipalities;
- Some municipalities are not budgeting, transacting and reporting directly in/ from their core financial systems; have not purchased all the modules of the core financial system or have not upgraded to the Enterprise Resource Planning (ERP) (mSCOA enabling) version of their financial systems;
- A number of municipalities are still transacting on their legacy systems that are not the functionality of their financial systems, while they are paying for maintenance and support for the mSCOA enabling system that was procured. This constitute fruitless and wasteful expenditure; and
- Municipalities are not locking their adopted budgets and their financial systems at month-end to ensure prudent financial management. To enforce municipalities to lock their budgets and close their financial system at month-end in 2022/23, the Local Government Database and Reporting System will lock all submission periods within the reporting period at the end of each quarter. The published period will NOT be opened again to ensure consistency between publications.

ANNEXURE D 5/9

System vendors were also requested to build this functionality into their municipal financial systems.

Municipalities should refer to the guidance provided in the mSCOA circulars issued by the National Treasury to classify their transactions correctly."

Section 5.3 of the circular also addresses the Regulation of Minimum Business Processes and System Specifications as follows:

"One of the key objectives of the mSCOA reform is to ensure that municipalities are planning, budgeting, transacting and reporting directly on and from integrated ERP systems to have one version of the truth in terms of the reported financial performance. The manual correction of data strings by municipal officials or system vendors are not allowed in terms of the mSCOA Regulations.

All municipalities and municipal entities had to comply with the mSCOA Regulations by 1 July 2017. MFMA Circular No. 80 (Annexure B) provided guidance on the minimum business processes and system specifications for all categories of municipalities (A, B and C). A number of Regulations and best practices as per the MFMA Circulars have been introduced since the issuing of MFMA Circular No. 80 in 2016.

The National Treasury will expand and regulate the business processes and system specifications in 2022/23 to these new developments. If your municipality has not yet achieved the minimum required level of mSCOA implementation, then a detailed action plan (road map) must be developed to indicate how the municipality will fast track the implementation of mSCOA."

The Overstrand mSCOA Committee will at all times consider the appropriate approach in ensuring that the municipality will not be exposed to risk from either an operational- and/or monetary perspective in this regard, this also in accordance with previous confirmations in this regard.

4. SAMRAS Usergroup Workshops & Meetings:

The following status reported on for Quarter 4 thus still applies –

"The service provider is still in process of continuous development of the Web system modules, with ongoing efforts to migrate West Coast District Municipality, Stellenbosch Municipality, George Municipality, Breede Valley Municipality and Bitou Municipality among other, starting with the initial steps (organogram, commodity codes, contract management data), in preparing (municipalities at various stages currently) for the roll-out of primarily the SCM web module, as the new version to replace the current classic version of the system ultimately."

The municipality is awaiting feedback from the service provider with regard to the testing of the Organogram functionality, a prerequisite for any other modules to be implemented in the web.

The service provider of the SAMRAS system (Solvem) arranged for 2 day-sessions Tuesday 7 June 2022 to Wednesday 8 June 2022 to assist them in testing the development of modules up to date, indicating that they are looking forward to getting

ANNEXURE D 6/9

the best out of the training and workshop sessions to improve their product and user experience.

The two days were followed by the quarterly Usergroup meeting on 9 June 2022.

Previous SOLVEM SAMRAS Usergroup workshop and Usergroup meeting took place as a hybrid virtual/physical sessions on 3 - 4 November 2021.

The service provider is still in process of continuous development of the Web system modules, with ongoing efforts to migrate West Coast District Municipality, Stellenbosch Municipality, George Municipality, Breede Valley Municipality and Bitou Municipality among other, starting with the initial steps (organogram, commodity codes, contract management data), in preparing (municipalities at various stages currently) for the roll-out of primarily the SCM web module, as the new version to replace the current classic version of the system ultimately. On request of Overstrand Municipality to view a demo of the Asset Register, the municipality was advised that the web version is not ready yet. This is regarded as one of the critical considerations of a desirable. The next SAMRAS Usergroup workshop and Usergroup meetings scheduled for March 2022 were postponed on request of the service provider, to April 2022.

The necessary evidence and confirmation required, confirming that the service provider is in a position to provide the required resources is currently considered by the Overstrand mSCOA / conversion committee. Before-mentioned, inclusive of an updated and detailed project plan for a viable migration process, with regard to the SCM module to the web-based platform identified by SAMRAS as a critical priority, and during 2021 listed for actioning in the third quarter of the 2021/2022 financial year. The municipality is however currently aware of one municipality where this module has been implemented and functional, though not representing the complete supply chain management functionality and workflow areas representative of formal procurement processes. During the next quarter (Apr 2022 onwards) a site visit to a municipality, who will be able to demonstrate the functionality of the implementation in the production environment, is envisaged.

It is again confirmed that the administration will consider the appropriate approach in ensuring that the municipality will not be exposed to risk from either an operational-and/or monetary perspective in this regard. As stated in previous reporting, the status as at 31 December 2021 remains the same with regard to the absence of any clear direction from National Treasury in terms of the outcome of systems audits.

The mSCOA committee currently follows a process of monitoring progress with regard to before-mentioned development and implementation of web-based modules at sites as we become aware of information. Assurance of successful implementation of web-based modules is regarded as a pre-requisite for embarking on implementation of these modules.

Matters regarded of importance and impacting on the Overstrand contract, service rendering levels, etc will be reported to Council, with the continuation of quarterly reports

ANNEXURE D 7/9

as part of the Budget Report, due to the process currently still not leading to a close-out report in the current financial period.

5. Previous quarter/historic status up to December 2021

mSCOA Project Governance and Management: Solvem (previously Bytes Systems Integration) and engagements with regard to the Samras Financial System)

It was reported to Council (Dec 2020, Quarter 2) that Overstrand Municipality received correspondence on 31 December 2020 from the service provider (Bytes Systems Integration) for the financial system currently in use (SAMRAS), inclusive of the following notification as corresponded to National Treasury:

"this letter serves to advise that the service provider for the SAMRAS system has changed from Altron TMT (Pty) Ltd to Solvem Consulting (Pty) Ltd. The effective date of the business transfer is the 1 December 2020. The transfer of the resources will be the 1 January 2021. The SAMRAS product and service offerings remain the same. The full resource team transfers in a section 197 process and hence continuity of service will be uninterrupted to our current clients."

It was also confirmed that this development will be closely monitored and any important matters impacting on the Overstrand contract, service rendering levels, etc. will be reported to Council, with the continuation of this quarterly report, due to the process still not leading to a close-out report in the near future.

The feedback provided to municipalities a year ago (March 2021) focused on the continuous development of the Web system modules and importantly, efforts currently with regard to the gradual migration of West Coast District Municipality, Stellenbosch Municipality, and lately George Municipality, in particular to the web modules. Progress with these efforts are currently at various stages, which could not be established as completed migration processes from the classic environment to the web. Other instances of municipalities involved and the extent of these municipal sites where specific web module testing is currently underway, or planning processes could not be established during these workshops and the usergroup meeting on the 4th of March 2021, to provide the necessary evidence and confirmation that the service provider is currently in a position to provide the required resources and detailed project plan for a viable migration process with regard to any substantial module or section of a module, to the web-based platform.

The service provider provided the following feedback in terms of further development of web modules attended to, since the previous usergroup meeting towards the end of 2020, up to the end of February 2021:

ANNEXURE D 8/9



The Overstrand mSCOA Committee awaited detailed information requested from the service provider, in order to consider the appropriate approach in ensuring that the municipality will not be exposed to risk from either an operational- and/or monetary perspective.

mSCOA Circulars

The inclusion of the following reference with regard to most recent mSCOA circulars in the past 2 years aims to provide Council with an overview of progress made by National Treasury in the roll-out of the mSCOA Regulation thus far -

Municipal SCOA Circular No. 7 - 02 March 2020: Guide on Construction Work in Progress (CWIP)

The principles stated in this circular were implemented during the 2019/2020 General Adjustments Budget, which served before Council on 26 February 2020 and was carried forward into the 2020/2021 Budget Cycle

Municipal SCOA Circular No. 8 - 24 April 2020: Guidance on Virement Policies for Municipalities

The guidance in this circular already forms an integral part of Overstrand municipality's Virement Policy.

Municipal SCOA Circular No. 9 - 09 June 2020: Reporting on COVID-19 using the mSCOA chart

The principle of Typical Workstream Projects relating to COVID-19 was implemented for the Special Adjustments Budget in June 2020, notwithstanding that is circular was issued on the same day that the Special Adjustments Budget was submitted to be tabled in Council.

Municipal SCOA Circular No. 10 – 14 October 2020: Cash Flow Guidance

This circular is to provide further guidance to municipalities on the correct use of the municipal standard chart of accounts (mSCOA) data strings to populate the cash flows tables in Schedules A, B and C of the Municipal Budget Reporting Regulations (MBRR) To ensure that the MBRR cash flow tables (A7, SA30, B7 and C7) are linked correctly to the mSCOA data strings.

ANNEXURE D 9/9

National Treasury corrected the linkages in the segment item: asset and liabilities.

Municipal SCOA Circular No. 11 – 4 December 2020: Guidance on the use of the Fund Segment

The purpose of this circular is to provide guidance to municipalities on the use of the Fund segment.

Following the guidance provided in Circular 10, the following cash flow issues still had to be corrected and/or clarified:

- The recording of unallocated deposits;
- The duplication of capital assets other expenditure (trade and other payables – payables and accruals);
- The linking of construction Work-In-Progress (CWIP) to capital assets in Table A9 of the A1 Schedule;
- The linking of advance payments and retentions to the cash flow tables;
- The distinction of and payment between Inventory, Contracted Services and Other Expenditure line items not specifically listed under Liabilities in the mSCOA chart; and
- The linking of Income tax receivable, Income tax payables, Value Added Tax (VAT) receivable, VAT payable, Accrued interest on receivables to cash flow/payments.

Municipal SCOA Circular No. 12 – 01 October 2021: Guidance on Value Added Tax (VAT)

The purpose of this circular is to provide guidance to municipalities on how to budget, transact and report for Value Added Tax (VAT) using the Municipal Standard Chart of Accounts (mSCOA) chart.

The following guidance is provided in Circular 12:

- When municipalities prepare their MTREF budgets, it must be exclusive of VAT and therefore the regulated budget Tables A4 and A5 must be VAT exclusive.
 - It should also be noted that the accounts for Input and Output Tax on the mSCOA chart is named Input and Output VAT and irrecoverable debt is referred to as bad debt. Therefore, where reference is made to the VAT accounts in the chart in the examples used to explain the VAT transactions, Input and Output VAT and bad debt is used as per the mSCOA chart.
 - These discrepancies in the terminology will be corrected in version 6.6 of the chart.
-

6.11

RIGHT OF PRE-EMPTION: ERF 2793 HAWSTON SITUATED AT 4 BEVERLEY STREET, HAWSTON

This item is distributed under separate cover.

In terms of Section 20(1) of the Local Government: Municipal Systems Act, No 32 of 2000, read with Rule 17 of the Overstrand Municipality's By-law on Rules of Order for Internal Arrangements, this item must be considered "in committee".

7. URGENT MATTERS SUBMITTED BY THE MUNICIPAL MANAGER (IF ANY)

8. CONSIDERATION OF NOTICES OF MOTIONS / QUESTIONS

At the time of the closing of the agenda, no notices of motions/questions were received.

9. CONSIDERATION OF MOTIONS OF EXIGENCY (IF ANY)