

**AGENDA of the  
Portfolio Committee : Investment and Infrastructure  
2 March 2022  
(Also the agenda for the Mayoral Committee Meeting : 28 March 2022)**

---

**7.  
OPERATIONAL REPORTS**

9/1/2/5

S Muller

17 February 2022

**Director: Infrastructure and Planning**

**(028) 313 8019**

---

**1. Executive Summary**

This report is to provide the Portfolio Committee with reports on the implementation and progress of the following services:

- Municipal Infrastructure Grant (MIG),
- Bulk Water Services Operation and Maintenance Contract, and
- Baboon Management Program.

**2. Service Delivery and Budget Implementation Plan - IGNITE**

Infrastructure and Planning  
Director

**3. Compliance with Strategic Priorities**

Provision of democratic, accountable and ethical governance  
Provision and maintenance of municipal services  
Creation and maintenance of a safe and healthy environment

**4. Delegated Authority**

Executive Mayor

**5. Legal Requirements**

None

**6. Background/Discussion/Evaluation/Conclusion**

**Background**

Council requested a report on the implementation of various operation projects.

This report provides information on the following three projects:

- Municipal Infrastructure Grant (MIG),
- Bulk Water Services Operation and Maintenance Contract, and

**AGENDA of the  
Portfolio Committee : Investment and Infrastructure  
2 March 2022  
(Also the agenda for the Mayoral Committee Meeting : 28 March 2022)**

---

- Baboon Management Program

## Discussion

### 6.1 Municipal Infrastructure Grant (MIG)

The Municipality annually receives a MIG from the Department of Local Government.

The purpose of the grant is the provision of infrastructure for basic services, roads and social infrastructure for poor households in non-metropolitan municipalities.

The MIG allocation to the Overstrand Municipality for the 2021/22 financial year is R23 055 000. The following four capital projects are funded by the MIG:

Project Description	Budget Rm	Expenditure at 31 January 2022				
		Actual Rm	Actual %	Committed Rm	Total Rm	Total %
Project Management Unit	1,000	0,723	72%	0,277	1,000	100%
	MIG office expenditure, on track to spend 100%					
Upgrade Hawston Sport Complex	4,343	0,000	0%	0,500	0,500	12%
	Tender advertised 4 Feb 2022. Multi year project. Bulk earthworks to be done from April to June					
Blompark Housing Project Bus Route	4,858	1,470	30%	3,242	4,712	97%
	Contractor on site 12 Nov 2021, completion expected Apr 22, on track to spend 100%					
Masakhane: Upgrade Bulk Sewer	12,852	1,454	11%	10,487	11,941	93%
	Contractor on site 13 Jan 2022, completion expected Apr 22, on track to spend 100%					
<b>Total (Rm)</b>	<b>23,053</b>	<b>3,647</b>	<b>16%</b>	<b>14,506</b>	<b>18,153</b>	<b>79%</b>
<b>Total (%)</b>	<b>100%</b>	<b>16%</b>		<b>63%</b>	<b>79%</b>	

### 6.2 Bulk Water Services Operation and Maintenance Contract

Overstrand Municipality completed major bulk infrastructure developments and upgrades from 2006 to 2011. Approximately R1billion was spent on capital projects.

**AGENDA of the  
Portfolio Committee : Investment and Infrastructure  
2 March 2022  
(Also the agenda for the Mayoral Committee Meeting : 28 March 2022)**

---

The total water treatment capacity was upgraded from 43MI/d to 59MI/d (38% increase), including four new water treatment plants.

The total sewage treatment capacity was upgraded from 13MI/d to 18MI/d (40% increase), including four new water treatment plants.

New technologies were deployed, e.g. Nereda, Reverse Osmosis, Ultra Filtration and Bio-filtration for Iron and Manganese removal from Groundwater.

An investigation was undertaken, in terms of Sections 76, 77 and 78 of the Municipal Systems Act, to determine the best mechanism for the operation and maintenance of the extended bulk water services.

The findings of the Section 78 investigation were as follows:

- The development and expansion of internal capacity did not keep up with the expansion of infrastructure and advancements in new technology, accordingly staff finds it difficult to operate and maintain the infrastructure and does not necessarily have the skills to operate the infrastructure optimally,
- There is a shortage of qualified Process Controllers at the WTWs and WWTWs,
- Supply Chain Management frustrates the processes and operations from time to time,
- In some instance personnel are not performing their duties and disciplinary actions are not producing the required results,
- Large amounts of overtime is being spent, this is further complicated by lack of skills to operate efficiently,
- There is a concern that assets and resources are not used optimally including human resources, chemicals and electricity,
- There is limited pro-active maintenance currently,
- There is a concern that the municipal bulk water assets are not adequately operated, maintained and preserved.
- OM has day-to-day operational challenges, but has the capacity to continue rendering water services by way of an internal mechanism.
- Key challenge is acquiring and retaining the skills and expertise to operate the bulk services sustainably over the longer term.
- Concluded that an internal Water Services Provider support contract will best address the specific needs of the Municipality.

Council resolved in January 2014, in terms of Section 78(2), that the internal mechanism be retained, but that a suitably qualified and experienced operator be contracted to operate and maintain the bulk infrastructure.

**AGENDA of the  
Portfolio Committee : Investment and Infrastructure  
2 March 2022  
(Also the agenda for the Mayoral Committee Meeting : 28 March 2022)**

---

The current contract was procured through a competitive bidding process and commenced on 8 December 2018 and is for a period of 15 years.

The main purpose of the contract is to effectively and efficiently operate and maintain the bulk water services with emphasis on driving efficiencies and providing appropriate skills and expertise.

The Municipality remains the Water Services Authority and the Water Services Provider, with direct accountability to the community, while the contractor is accountable to the Municipality.

The scope of the contract includes the following:

- Water Sources
  - 5 dams
  - 17 boreholes
  - 3 springs
  - 1 river abstraction
- Bulk Water Infrastructure
  - 9 treatment plants
  - 44 reservoirs
  - 19 pump stations
  - 78 km bulk pipelines
- Bulk Wastewater Infrastructure
  - 5 Treatment Plants
  - 36 Pump Stations
  - 45 km bulk pipelines

The performance of the contractor is measured and remunerated or penalized with reference to predetermined KPI's, including water quality, training, downtime, blue/green drop, etc.

The estimated total contract value over 15 years is R1 105,6m. This includes escalation and contingencies but excluding VAT. Escalation on the contract is capped at CPI and SALGBC agreements. The contract represents an estimate of 26% of the total expenditure budget for water services and 15% of the total budget for sewerage services

Some statistics related to the contract is reported below:

1. Overstrand Dam Levels:

Dam	Level end Jan 2022	Level end Jan 2021
Buffelsrivier (Rooi-Els, Pringle Bay, Betty's Bay	97%	90%

**AGENDA of the  
Portfolio Committee : Investment and Infrastructure  
2 March 2022  
(Also the agenda for the Mayoral Committee Meeting : 28 March 2022)**

Pearly Beach	45%	70%
Koekemoer (Pearly Beach)	100%	90%
Kraaibosch (Gansbaai)	98%	89%
De Bos (Hermanus)	96%	89%

2. EME/QSE and Social Responsibility Expenditure per year:

Year	EME/QSE Expenditure	Social Responsibility Spent
2018/19 (from Dec 2018)	R 3 346 573	R 83 381
2019/20	R 9 094 840	R 82 500
2020/21	R 9 234 840	R 107 000
2021/22 to date	R 4 205 015	R0

3. Contract Operational Budget & Expenditure:

Amended Budget 2021/22	Expenditure to Date	% Spent
R 59 596 900	R 36 788 388	61.7%

4. Water & Effluent Quality:

Treatment Plant	Total outflow for month (kl)	Water or Effluent Quality Compliance %	Comments
Buffelsrivier WTW	74 787	100%	
Kleinmond WTW	81 660	100%	
Preekstoel WTW	427 599	100%	
Stanford WTW	27 757	100%	
De Kelders WTW	22 879	100%	
Franskraal WTW	99 560	100%	
Pearly Beach WTW	17 900	100%	
Baardskeerdersbos WTW	1 627	100%	
Buffeljagsbaai WTW	401	95%	Outstanding resample, Heterotrophic plate count.
Kleinmond WWTW	44 741	70%	Proposed plant upgrade included in draft Capex budget.
Hawston WWTW	23 965	70%	Proposed plant upgrade included in

**AGENDA of the  
Portfolio Committee : Investment and Infrastructure  
2 March 2022  
(Also the agenda for the Mayoral Committee Meeting : 28 March 2022)**

			draft 5 years Capex budget.
Hermanus WWTW	195 385	95%	
Stanford WWTW	23 723	100%	
Gansbaai WWTW	26 165	100%	
Pearly Beach WWTW	2 159	60%	Oxidation pond system only

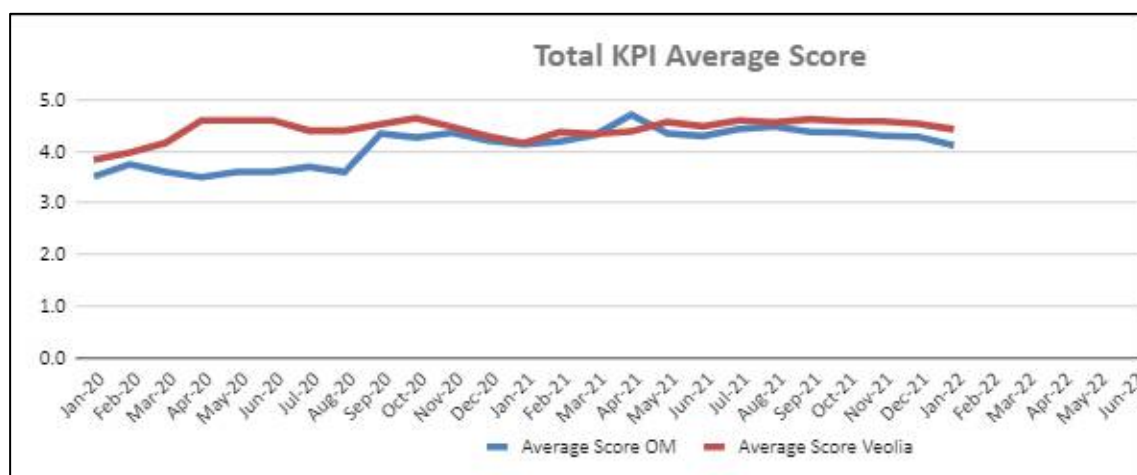
5. Maintenance:

Planned Preventative Maintenance Job Cards	132
Planned Maintenance Jobs Completed Water	96
Planned Maintenance Jobs Completed Wastewater	36
Total Planned Maintenance Jobs	178
% Planned Maintenance Jobs Completed	74%
Corrective Maintenance Jobs Completed	68

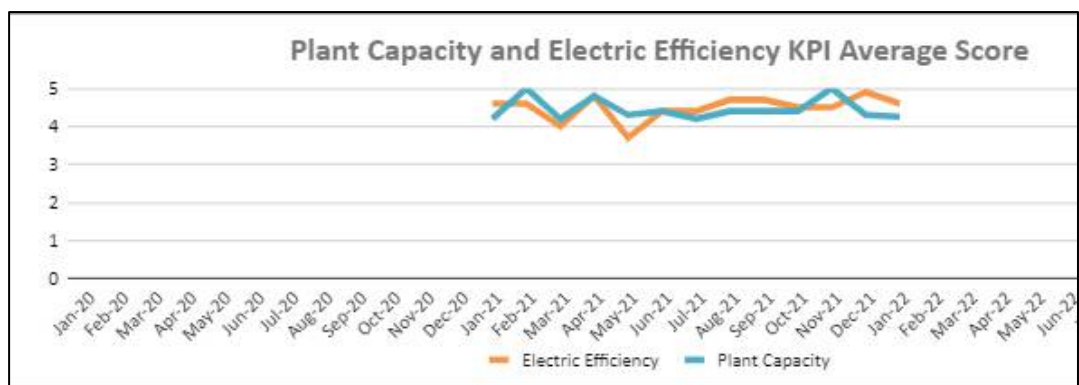
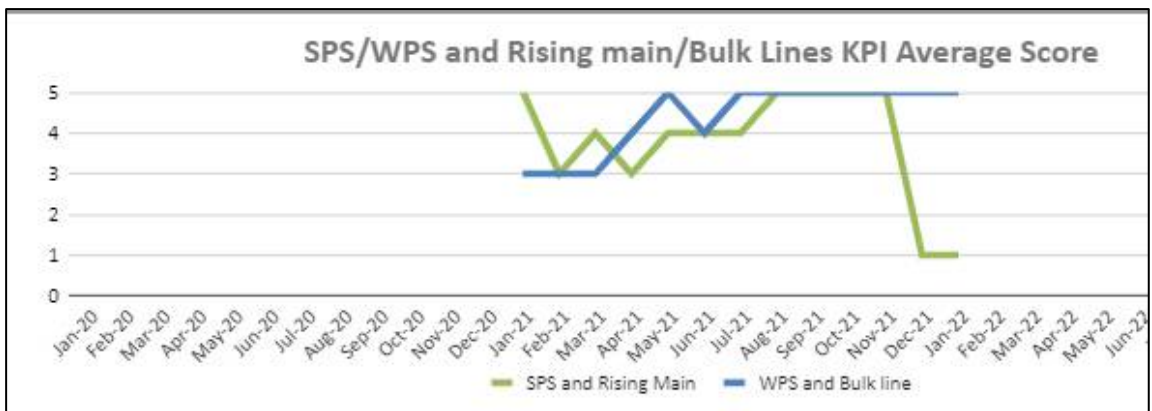
6. Human Resources:

Terminations/resignations/transfers	0
Recruitments	0
Training	Contractor's induction

7. Key Performance Indicators:

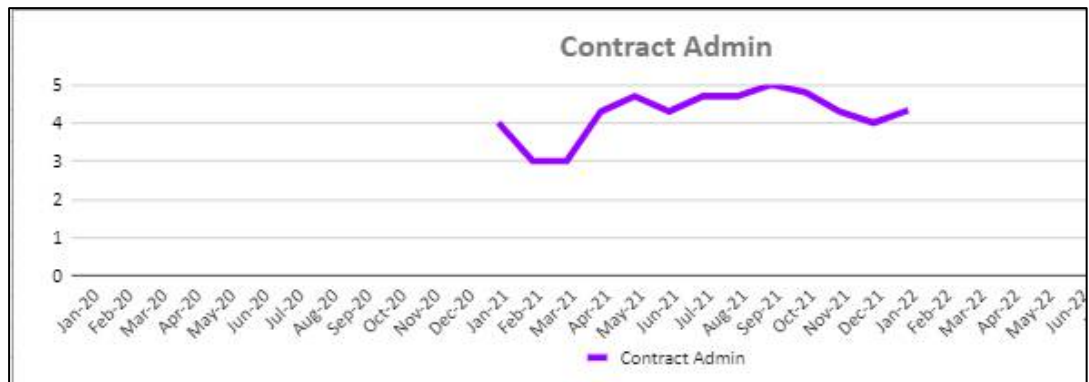


**AGENDA of the  
Portfolio Committee : Investment and Infrastructure  
2 March 2022  
(Also the agenda for the Mayoral Committee Meeting : 28 March 2022)**



**AGENDA of the  
Portfolio Committee : Investment and Infrastructure  
2 March 2022  
(Also the agenda for the Mayoral Committee Meeting : 28 March 2022)**

---



### 6.3 Baboon Management Program

The Provincial Government assigned the function of baboon management to the Overstrand Municipality on 4 September 2019 for a period of four years. The implementation of the assignment is governed by the Overstrand Strategic Baboon Management Plan (SBMP).

The approach prescribed and outcomes expected of the SBMP is as follows:

- *Adaptive management, informed by sound monitoring, evaluation and scientific research,*
- *Provision of effective regulatory requirement and support,*
- *Baboon troop monitoring and fences, including virtual fences, to keep baboons out of the urban areas,*
- *Waste Management to ensure that waste is inaccessible to baboons,*
- *Public communication and awareness to enable stakeholder co-operation, and*
- *Citizen partnership to enable localised institutional support.*

The SBMP was rolled out in phases, as follows:

- Phase 1: Hermanus and Pringle Bay – from October 2019
- Phase 2: Onrus, Hemel-en-Aarde and Vogelgat – from July 2020
- Phase 3: Betty's Bay and Kleinmond – from March 2021
- Phase 4: Hangklip – from June 2021

A specialised service provider was appointed to implement the program. The current contract is for a period of three years, from 1 July 2020 to 30 June 2023.

The latest monthly progress report (December 2021) for the program is attached as Annexure A.

**AGENDA of the  
Portfolio Committee : Investment and Infrastructure  
2 March 2022  
(Also the agenda for the Mayoral Committee Meeting : 28 March 2022)**

---

**7. Financial Implications**

None

**8. Staff Implications**

None

**9. Comments from other Departments, Divisions and Administrations**

None

**10. Annexures**

Annexure A: Baboon Management Program: Monthly Report Dec 2021

**RECOMMENDATION:**

that the report **be noted**.

**RESPONSIBLE OFFICIAL :**

**S MULLER**

**TARGET DATE FOR IMPLEMENTATION :**

**N/A**

**AGENDA of the  
Portfolio Committee : Investment & Infrastructure  
2 March 2022  
(Also the agenda for the Mayoral Committee Meeting : 28 March 2022)**

---

**7.  
OPERATIONAL REPORTS**

**9/1/2/5**

**S Muller**

**17 February 2022**

**Director: Infrastructure and Planning**

**(028) 313 8019**

---

**THIS MATTER SERVED BEFORE THE JOINT PORTFOLIO COMMITTEE ON  
2 MARCH 2022, WHICH COMMITTEE RECOMMENDED AS FOLLOWS:**

**RECOMMENDATION:**


that the report **be noted**.

**RESPONSIBLE OFFICIAL :**

**S MULLER**

**TARGET DATE FOR IMPLEMENTATION :**

**N/A**



## **Human Wildlife Solutions**

### **Overstrand**

**Monthly Report**

**December 2021**

2/22

**TABLE OF CONTENTS:**

1	INTRODUCTION .....	3
2	OVERSTRAND EAST TROOPS .....	4
2.1	VOËLKLIP TROOP .....	4
2.2	VOGELGAT TROOP .....	7
2.3	ONRUS TROOP .....	7
2.4	HAMILTON RUSSEL TROOP .....	7
2.5	BIRTHS, DEATHS & MIGRATIONS .....	7
3	OVERSTRAND WEST TROOPS .....	8
3.1	PRINGLE BAY TROOP .....	8
3.2	HANGKLIP TROOP .....	11
3.3	SILVERSANDS TROOP .....	12
3.4	BETTY'S BAY TROOP .....	14
3.5	BIRTHS, DEATHS & MIGRATIONS .....	16
4	GENERAL COMMENTS – ALL TROOPS .....	16
4.1	POPULATION CHARACTERISTICS .....	16
4.2	HOTLINE DATA .....	17
4.3	RECORDED INCURSIONS .....	19
4.4	PERCENTAGE TIME OUT OF TOWN .....	20
4.5	RECOMMENDATIONS .....	21
5	CONCLUSION .....	21

## 1 INTRODUCTION

3/22

This monthly report covers the period from 1 to 31 December 2021.

Possibly the most significant event in terms of baboon management this month, was the recent imposition of a moratorium on the use of paintball markers being used directly at baboons. This moratorium was imposed by the Overstrand on 23 November 2021. In addition, a moratorium was also imposed on any lethal management of baboons. The effects of the paintball moratorium were soon observed on baboons in the Overstrand West, as they quickly learned that they no longer needed to be scared of being hit by paintballs. It has also led to several rangers being charged by baboons if the rangers were attempting to prevent them from accessing food.

December is generally associated with an influx of tourists to the Overstrand. Poor waste management is often associated with the arrival of tourists who are not accustomed to being baboon aware. This became evident during December from an increase in the number of bin raids observed. The Voëklip Troop entered town on one occasion during December. This started when a single female gained easy access to an unsecured bin. She was soon joined by other individuals and eventually the whole troop entered town for almost four hours. This all began from one unsecured bin being raided by a single individual.

The effectiveness of the virtual fence continued to be evident this month for the Vogelgat Troop. Neither the troop, nor any individuals attempted to enter the urban area. The same also applied to the Onrus and Hamilton Russell Troops.

The Pringle Bay Troop experienced high levels of conflict during December. The two resident adult males, BRM1 and BRM2 were often observed chasing each other during their aggressive interactions. These interactions were generally associated with the males trying to gain access to oestrous females. The two BRM males were also observed chasing the young resident male, PBM2, and the dispersing male, HKM1, away from the troop. These two dispersing males spent long periods of time in the urban area of Pringle Bay.

South of Pringle Bay Village, the Hangklip and Silversands Troops had a quiet month. Only a single non-urban house raid was recorded by the Hangklip Troop, whilst the Silversands Troop and/or individuals entered town on 13 days this month, but only spent a combined total of 14 hours in town.

Time out of town by the Betty's Bay troop decreased to 93% during December. This was associated with a large (178% increase) in occupied house raids by individuals from this troop. BBM3 and BBM4 were responsible for most of these incursions.

## 2 OVERSTRAND EAST TROOPS

4/22

### 2.1 VOËLKLIP TROOP

#### 2.1.1 IN TOWN STATISTICS

- Troop time out of town improved this month to 99.1% during December.
- Time out of town for individuals remained at 94% in December.

Voëlklip Troop	% Out of Town	% Up or Down from Previous Month	Days Entered	Total Time in Town	Avg Time in Town	Max Daily Time in Town	Min Daily Time in Town
<b>Troop</b>	99,1	0,5	1	03:50	00:07	03:50	03:50
<b>Individuals</b>	94,0	-0,1	10	01:12	00:48	07:40	00:08

Table 2.1: In Town Statistics for the Voëlklip Troop for December 2021. Time expressed in hours and minutes. Average daylength in December was 13 hours and 55 minutes.

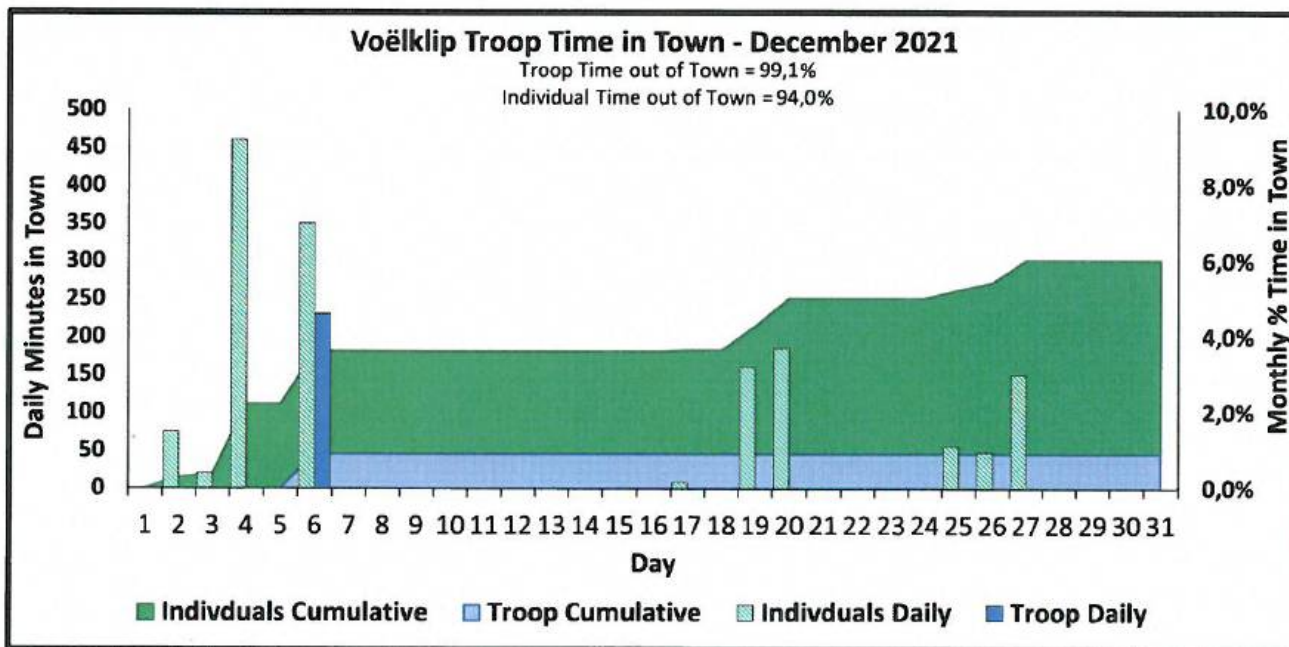


Figure 2.1: Troop and individual daily (bars) and monthly (area) Time in Town by the Voëlklip Troop during December 2021.

**2.1.2 NOTEWORTHY INCIDENTS**

S/22

**2.1.2.1 HERMANUS HEIGHTS & GOLF COURSE**

- Two females were spotted on the Golf Course on 27 December, they were later found in town with VGM1.

**2.1.2.2 VOËLKLIP & FERNKLOOF**

- VGM1 raided a bin on 5<sup>th</sup> Street.
- Several individuals including VKF5, VKF6, UNKM1 and VGM1 entered town on the 4<sup>th</sup> and remained in town for an extended time.
- On 6 December an unidentified female was found raiding a bin on 4<sup>th</sup> Street. The bin had a broken lock and was overflowing. The unidentified female continued to raid a second bin on 6<sup>th</sup> Street. Shortly afterwards a few other unidentified individuals also entered town to raid bins. They were soon followed by the troop. A single bin was raided by VGM1 on 6<sup>th</sup> Street. Two unidentified females raided another bin on 6<sup>th</sup> Street. The troop remained in town for nearly four hours.
- Two females entered town on 26 December, obtaining strawberries from a garden on Contour Road.

**2.1.2.3 GENERAL**

- On 02 December the troop moved eastwards, and a few individuals entered town around 3<sup>rd</sup> and 4<sup>th</sup> Avenue. The troop continued moving east the next day and went to sleep above 13<sup>th</sup> Avenue.
- VGM1 and UKNM1 were observed fighting this month. UNKM1 appears to be asserting his dominance as VGM1 has been observed avoiding him.
- Similar to last month the Voëlklip Troop moved disappeared for multiple hours a day after moving to the top of the mountain above Hermanus Heights and Fernkloof. This was often followed with reports of baboons on the farms.
- VGM1 often associated with two unidentified females when entering town, whilst UNKM1 and VKF5 were often found together during incursions.
- The troop slept apart on one occasion this month on 23 December. A group of females which had entered town became separated from the rest of the troop which had moved further west towards Green Kloof.



## 2.2 VOGELGAT TROOP

7/22

### 2.2.1 IN TOWN STATISTICS

- December is the 16th consecutive month that the troop has remained 100% out of town.
- Time out of town for individuals remained at 100% for the fourth consecutive month.

### 2.2.2 NOTEWORTHY INCIDENTS

- Individuals from the Vogelgat troop continued to enter the properties along the R43. Though no non-urban house incursions were recorded.

### 2.2.3 VIRTUAL FENCE

- Use of the virtual fence was not required this month. As the troop never moved closer to town than the Voëlgat River.

## 2.3 ONRUS TROOP

- The Onrus Troop was not observed on a single occasion during December.

## 2.4 HAMILTON RUSSEL TROOP

- The Hamilton Russell Troop was not observed on a single occasion in December.
- A male baboon was heard barking north from the farms, this could possibly have been from Hamilton Russel Troop.

## 2.5 BIRTHS, DEATHS & MIGRATIONS

- No births, deaths or migrations were recorded in the Overstrand East during December.

8/22

### 3 OVERSTRAND WEST TROOPS

#### 3.1 PRINGLE BAY TROOP

##### 3.1.1 IN TOWN STATISTICS

- The Pringle Bay Troop entered town this month but spent 98,5% out of town.
- Time out of town by Pringle Bay individuals significantly increased to 73,5% in December compared to 56,1% last month.

Pringle Bay Troop	% Out of Town	% Up or Down from Previous Month	Days Entered	Total Time in Town	Avg Time in Town	Max Daily Time in Town	Min Daily Time in Town
Troop	98,6	-1,4	2	05:40	00:10	04:10	01:30
Individuals	73,6	17,5	23	10:08	03:25	12:00	01:00

Table 3.1: In Town Statistics for the Pringle Bay Troop for December 2021. Time expressed in hours and minutes. Average daylength in December was 13 hours and 55 minutes.

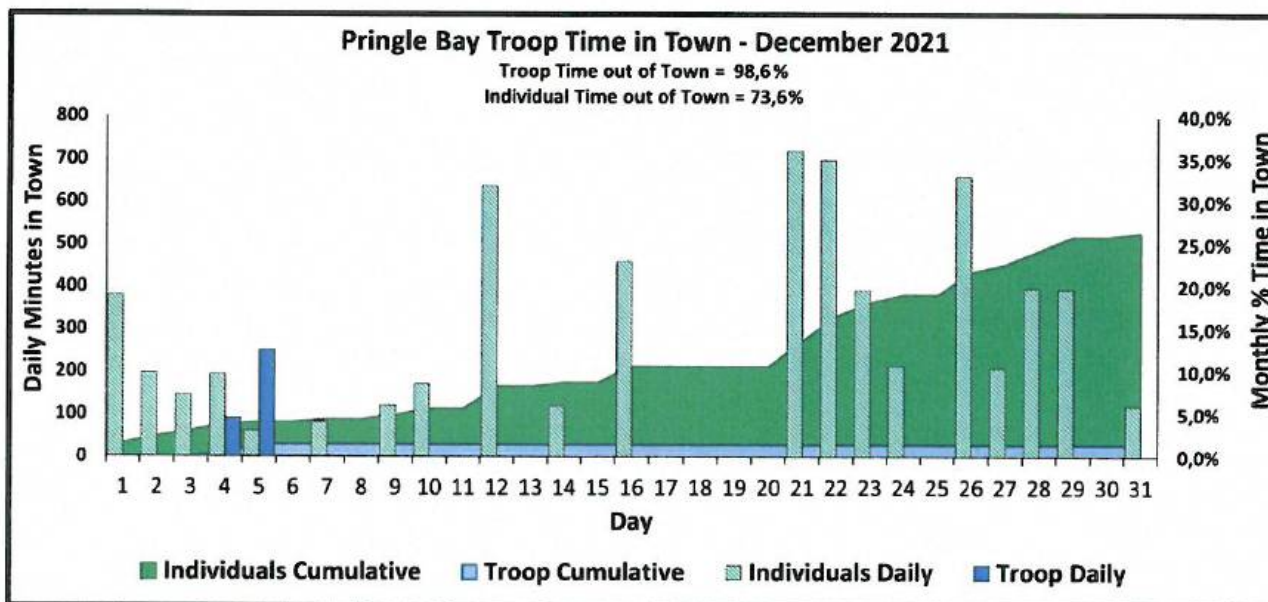


Figure 3.1: Troop and individual daily (bars) and monthly (area) Time in Town by the Pringle Bay Troop during December 2021.

**3.1.2 NOTEWORTHY INCIDENTS**

9/22

- The Pringle Bay Troop remained in the Buffelstal Nature Reserve for most of the month, often also going to the northern part of their range around the Rooi-Els River valley.
- PBM2 committed six occupied incursions during the first two days of the month including homes and businesses in Pringle Bay. PBM2 was blocked from entering a further three properties during this time.
- HKM1 raided an exposed refuse bag, and four unidentified individuals also went into an occupied house and stole bread on 1 December. The four individuals later joined HKM1 at the Professor Sleepsite.
- Baboons were reported in town in the late evening, after 20:00, on 1 December.
- The Pringle Bay individuals encountered the Silversands Troop on 2 December. HKM1 which had been associating with PBF5 (in oestrus) immediately chased her back to Platteklip. Males from the Silversands Troop chased PBM2 away from the Silversands Troop. SSM1 also proceeded to chase HKM1 to Stinkkop. Following this intertroop interaction SSM3 continued to associate with the Pringle Bay Troop and individuals for the rest of the month.
- The Pringle Bay individuals also obtained Human Derived Foods (HDF's) from bird feeders. The abundance of birdseed often enticed individuals to stay in the urban area.
- HKM1 and PBF5 raided an occupied house on William Road on 2 December and shortly afterwards HKM1 jumped from a roof onto a car causing non-malicious damage. This was followed by an unidentified baboon jumping on another car at the same property in Hilton Circle.
- An occupied house incursion was recorded by an unidentified individual on Stream Road on 2 December. HKM1 and PBF3 were found on the property raiding a bin. The electric fencing had been rendered useless by a neighbours shed which provided easy access over the fence.
- The Pringle Bay Troop entered the urban space, for the first time since September, on 4 December, after some troop members were initially found at the dump site. The troop slept at the Professor Sleepsite, on the urban edge, that night. The troop spent the next morning in town exiting across the Buffelsriver at midday.
- PBM2 exited town with the troop on 5 December and did not return until 20 December.

10/22

HWS: TROOP MONTHLY REPORT																																					
SECTOR		CLASSES OF BEHAVIOUR																																			
OVERSTRAND																																					
BABOON TROOP: PRINGLE BAY																																					
MONTH: December																																					
YEAR: 2021																																					
		1	2	3	4	5	6	7	8	9	10	11	12	13	14	15	16	17	18	19	20	21	22	23	24	25	26	27	28	29	30	31	TOTAL				
Troop																																					
BRM1	M				1	1																															2
PBM2	M	6,6	6,6	1	1																															19	
BRM2	M																																				
HKM1	M	7	5,3,2	1	1				1	2			1		1																17						
SSM3	M																																				
PBF1	F				1						1																4										
PBF3	F																																				2
PBF4	F																																				
PBF5	F		5,2	1	1																						4										
UnID Male						1																															2
UnID Female					1	2																															2
UnID Individuals		6,9	6,3,5	1	1			1		1																8											
UnID Juveniles					1																															1	
%		TIMESPENT IN TOWN (Minutes)																														Mts					
Troop	3,4																																				
Individuals	26,4	380	196	145	193	60	82		120	171	637	120	460	*	*	720	699	392	214	*	660	208	397	394								120					
Roost:	AM	7	14	7	7	1	14	7	7	7	7	14	20	7	14	21	18	18	18	18	1	18	18	7	7	14	14	12	19	7	23						
Roost:	PM	7	14	7	1	14	7	7	7	18	29	7	18	21	21	18	18	7	18	18	7	7	7	7	18	12	18	7	11	23	7						
Roost Sites		1	2	3	4	5	6	7	8	9	10	11	12	13	14	15	16	17	18	19	20	21	22	23	24	25	26	27	28	29	30	31					
		Professor	Hangklip	Axel Kop	Pringle Peak	Lemoenkou																															
		Panel Beaters	Valley	Sink Kop	Waldes Farm S51	Waldes Farm S52																															
		Peter's	Boulders	Buffels Dam 1	Buffels Dam 2	Buffels Dam 3																															
		Panel Beaters	Concrete House	Gulbes	Roolels 1	River Ridge																															
		Misambain Top	Roolels 2	Quarry S5	Groot Skoot S5	Waterworks																															
		Pringle Bay Urban Area	Roolels Estuary	Upper Roolels River	Roolelsberg	Unknown																															
ID Features of Baboons																																					
General remarks		Please note that the numbers in red indicate non-urban raids or incursions. * indicates individuals were seen in town but were not seen entering and/or leaving. These data were therefore estimated.																																			

Figure 3.2: The Pringle Bay Troop incident sheet for December 2021. Note: HKM1's data were included here with the Pringle Bay Troop because he no longer associated at all with his original Hangklip Troop. The asterisk allocated to individual time in town indicates that those individuals were seen in town but were not seen entering and/or leaving. These data were therefore estimated.

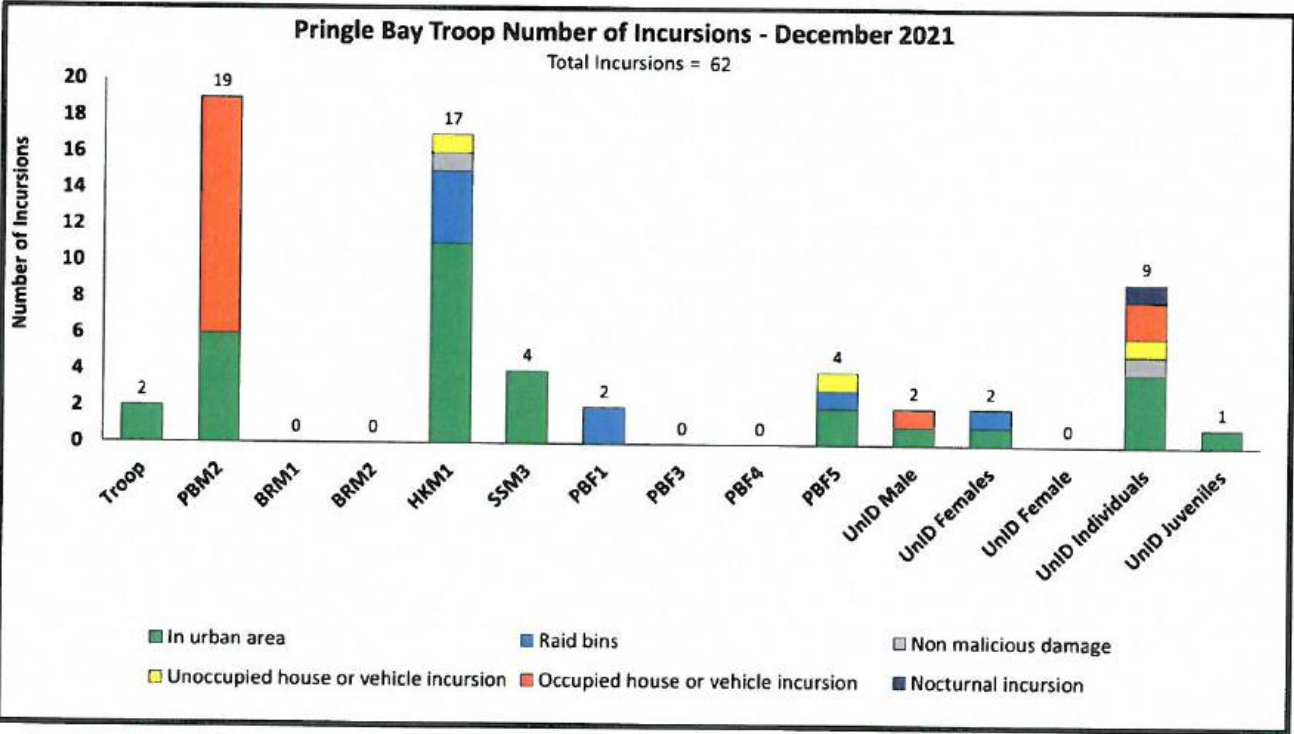


Figure 3.3: Number of incursions for the Pringle Bay Troop and individuals during December 2021.

- On 10 December BRM1 chased both SSM3 and PBF1. SSM3 was then observed biting PBF1. The bite resulted in lacerations on her sitting pads. PBM2 also approached the three baboons which resulted in further conflict as they chased each other around on a roof. BRM1 jumped and pulled on the air conditioning unit a number of times.

- The Buffels Troop was observed in the catchment once on 14 December. 11/22
- Regular conflict was observed between BRM1 and BRM2 during December. Both males were often absent from the troop this month. This was likely because they became separated from the troop during their fights.

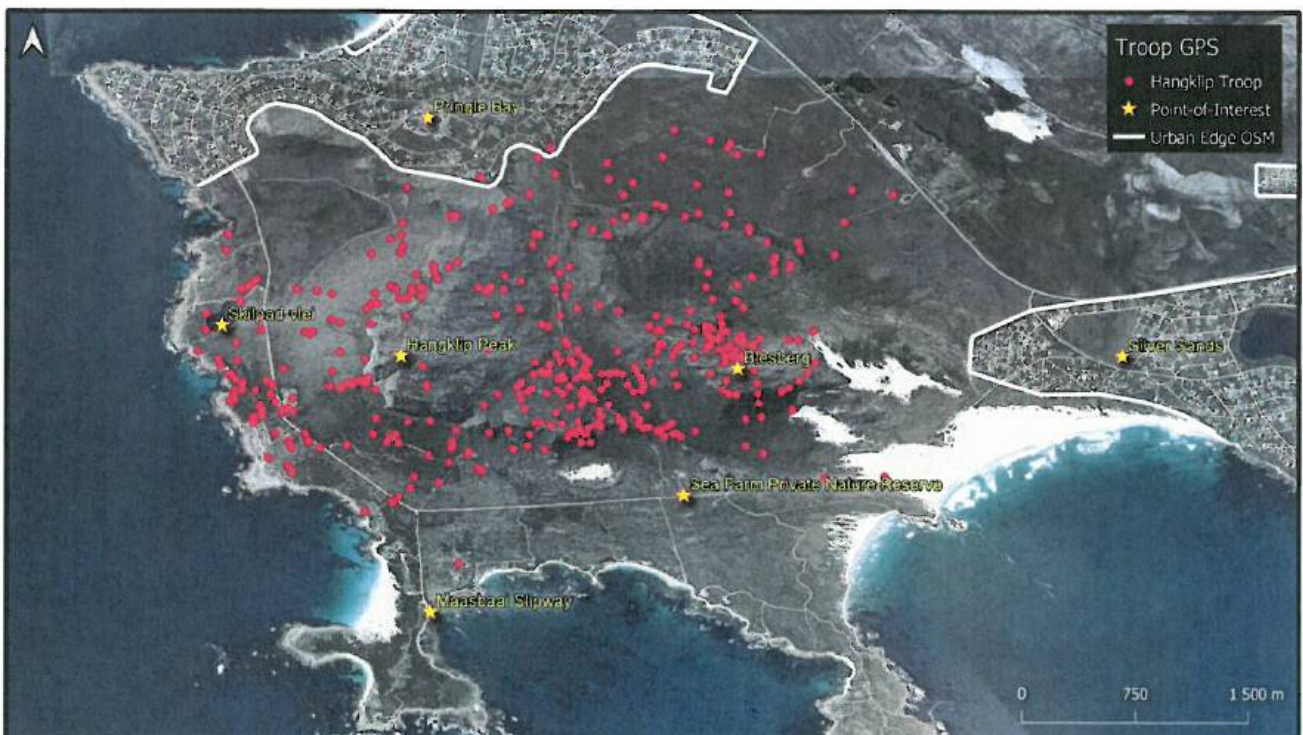
## 3.2 HANGKLIP TROOP

### 3.2.1 IN TOWN STATISTICS

- December is the third consecutive month that no time in town was recorded for the Hangklip Troop or individuals.

### 3.2.2 NOTEWORTHY INCIDENTS

- HKM1 from the Hangklip Troop remained in the Pringle Bay area during December associating with Pringle Bay troop members. His data are therefore recorded under the Pringle Bay Troop.
- The troop utilised the natural area between Pringle Bay Village and Sea Farm Private Nature reserve.
- One non-urban occupied house incursion was recorded by HKM3 and a sub-adult male on Christmas Day, near Brodie Link Nature Reserve.



**Figure 3.4:** GPS locations of HKM3 in the Hangklip Troop as determined by the GPS collar during December 2021.

### 3.3 SILVERSANDS TROOP

12/22

#### 3.3.1 IN TOWN STATISTICS

- The troop spent 99.9% of its time out of town this month.
- Time out of town by individuals increased to 96.5% this month.

Silversands Troop	% Out of Town	% Up or Down from Previous Month	Days Entered	Total Time in Town	Avg Time in Town	Max Daily Time in Town	Min Daily Time in Town
Troop	99,9	0,1	1	00:26	00:00	00:26	00:26
Individuals	96,6	5,5	13	13:59	00:27	02:11	00:03

Table 3.2: In Town Statistics for the Silversands Troop for December 2021. Time expressed in hours and minutes. Average daylight in December was 13 hours and 55 minutes.

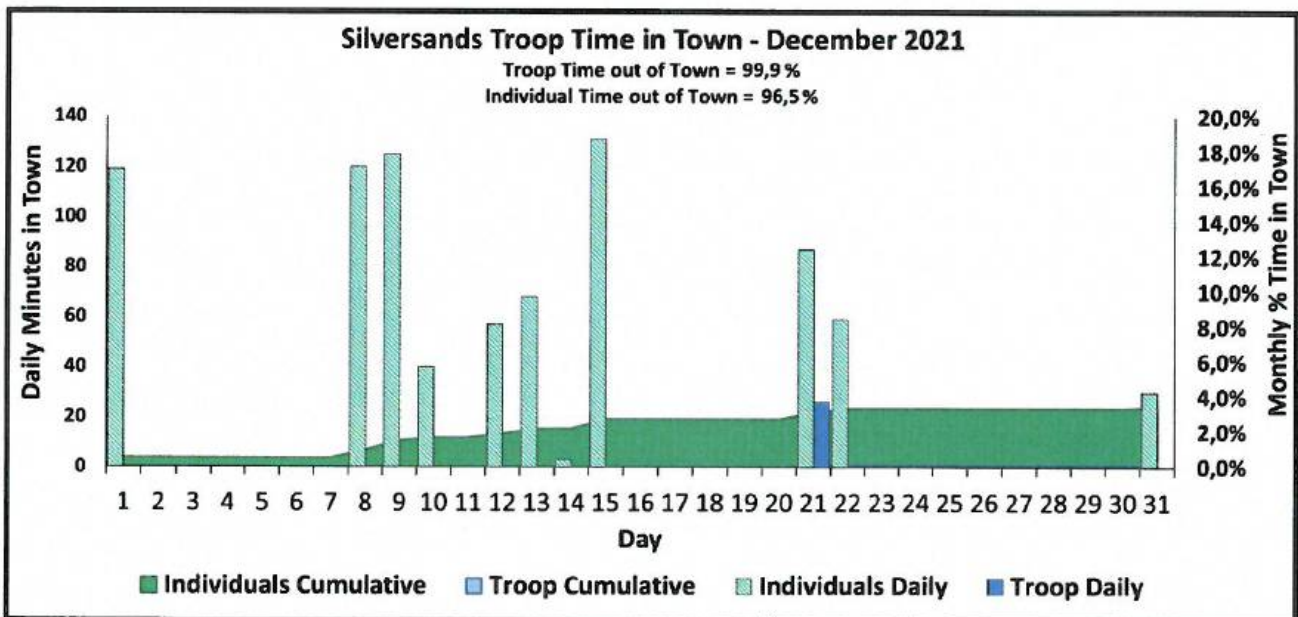


Figure 3.5: Troop and individual daily (bars) and monthly (area) Time in Town by the Silversands Troop during December 2021.

#### 3.3.2 NOTEWORTHY INCIDENTS

- Overall improvements in out-of-town behaviour were observed by this troop. Incursions by the troop decreased to one, from three last month. Individuals entered the urban area on 13 days, compared to 18 days in November.
- SSM1 raided two bins in Serruria Circle, one on 8 December and another on 15 December.

13/22

HWS: TROOP MONTHLY REPORT																																	
SECTOR			CLASSES OF BEHAVIOUR																														
OVERSTRAND			1 In urban area	4 Attacking pets	7 Threatening behaviour/ attacking/ stealing food																												
BABOON TROOP: Silversands	YEAR: 2021		2 Raid bins	5 Unoccupied house or vehicle incursion	8 Breaking & Entering/Damaging property																												
MONTH: December			3 Non malicious damage	6 Occupied house or vehicle incursion	9 Nocturnal incursion																												
BABOON ID	Sex	1	2	3	4	5	6	7	8	9	10	11	12	13	14	15	16	17	18	19	20	21	22	23	24	25	26	27	28	29	30	31	TOTAL
Troop																																	1
SSM1 (short tail)	M										3			1	1																	1	
SSM2	M								2							2								1									
UnID Male:	M									1				1																			
UnID Male:	M	1	1																				1										
UnID Sub-Male	M																																
UnID Male:	M																																
UnID Female:	F																																
UnID Female:	F																																
UnID Individuals																																	
UnID Juveniles																																	
%		TIME SPENT IN TOWN (Minutes)																											HRS				
Troop	0.1																															30	
Individuals	3.4	119	*																													13.48	
Roost:	AM	?	?	?	?	?	?	?	?	?	?	?	?	?	?	?	?	?	?	?	?	?	?	?	?	?	?	?	?	?	?	?	
Roost:	PM	?	?	?	?	?	?	?	?	?	?	?	?	?	?	?	?	?	?	?	?	?	?	?	?	?	?	?	?	?	?	?	?
Roost Sites	7	Unknown										2																					
	6																																
	11																																
	16																																
	21																																
	26																																
ID Features of Baboons																																	
General remarks		Please note that numbers in red indicate non-urban raids or incursions. * indicates individuals were seen in town but were not seen entering and/or leaving. These data were therefore estimated.																															

Figure 3.6: The Silversands Troop incident sheet for December 2021. The asterisk allocated to individual time in town indicates that those individuals were seen entering town but were not seen leaving. These data were therefore estimated.

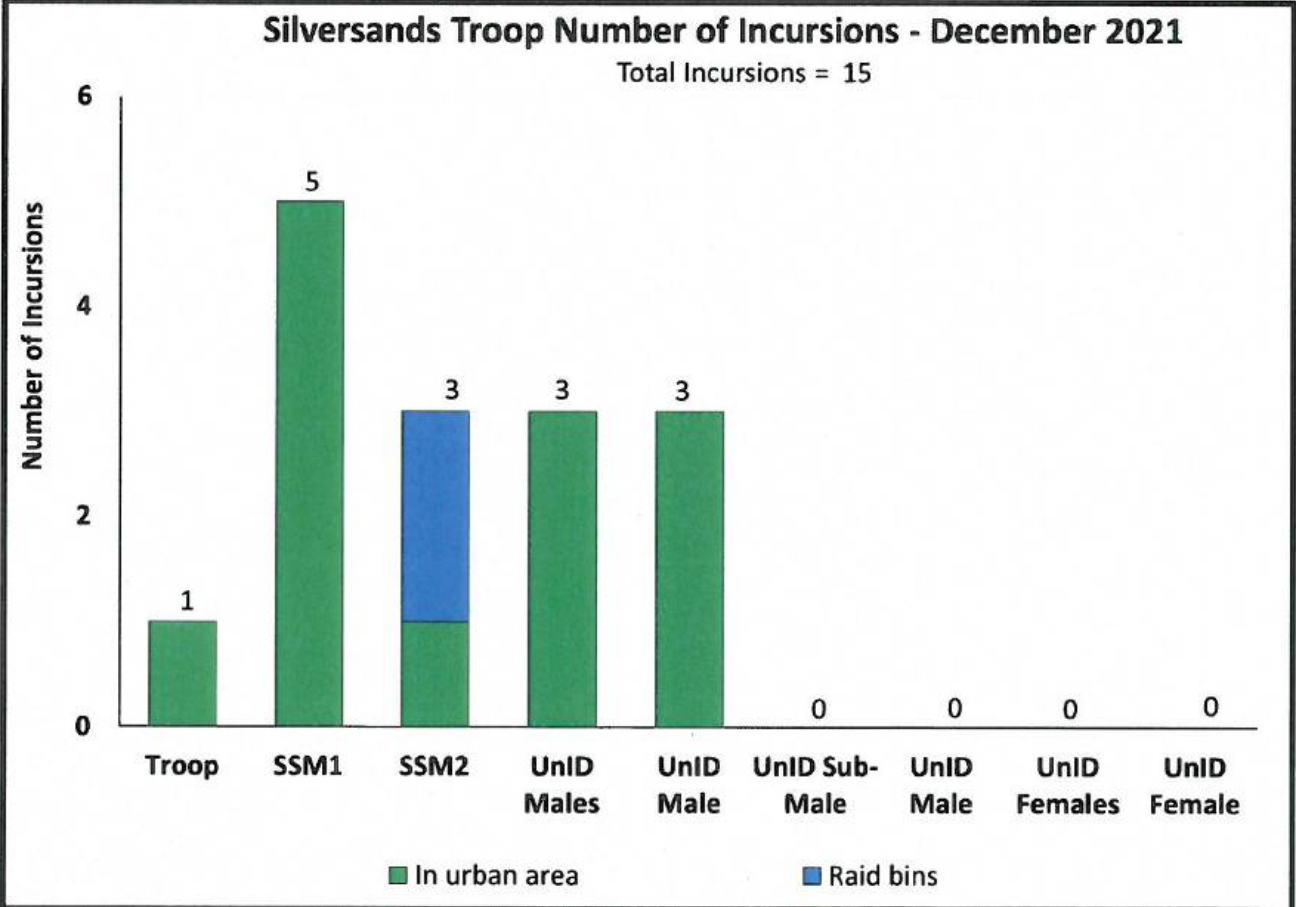


Figure 3.7: Number of incursions by the Silversands Troop and individuals during December 2021.

### 3.4 BETTY'S BAY TROOP

14/02

#### 3.4.1 IN TOWN STATISTICS

- Troop time out of town declined to 93% this month compared to 97.7% time out of town during November.
- Individual baboons time out of town also declined to 79.5% during December.

Betty's Bay Troop	% Out of Town	% Up or Down from Previous Month	Days Entered	Total Time in Town	Avg Time in Town	Max Daily Time in Town	Min Daily Time in Town
Troop	93,0	-4,7	18	04:20	00:54	06:56	00:06
Individuals	79,5	-2,8	29	10:32	02:39	06:50	00:23

Table 3.3: In Town Statistics for the Betty's Bay Troop for December 2021. Time expressed in hours and minutes. Average daylength in December was 13 hours and 55 minutes.

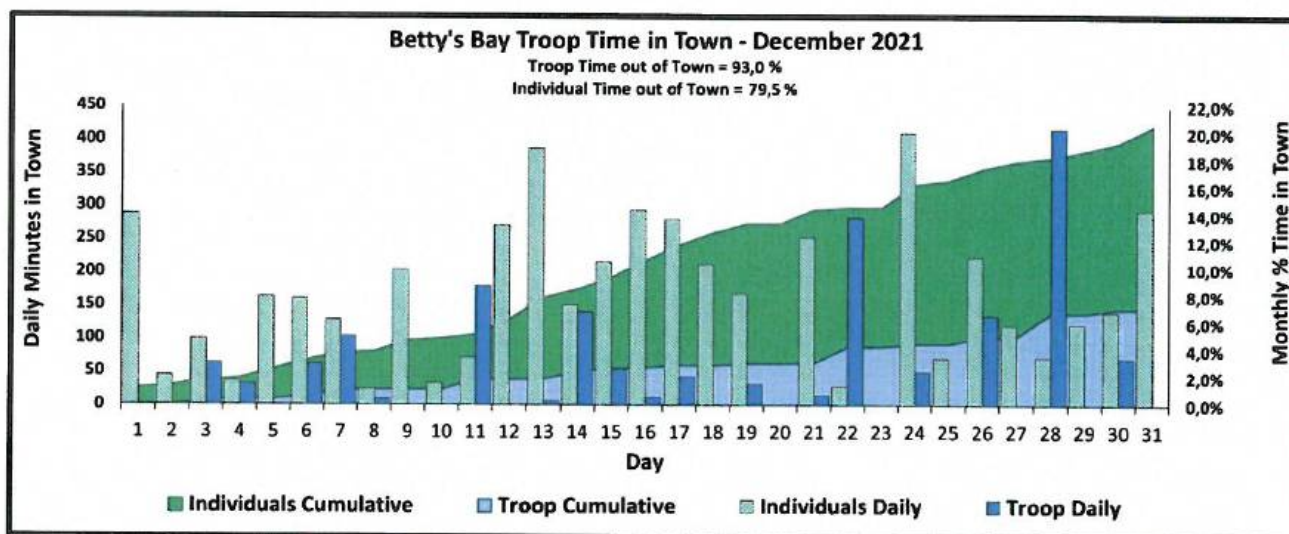


Figure 3.8: Troop and individual daily (bars) and monthly (area) Time in Town by the Betty's Bay Troop during December 2021.

#### 3.4.2 NOTEWORTHY INCIDENTS

- Correlating with the influx of tourists and associated poor waste management, the Betty's Bay troop showed a very significant increase in bin raids this month, with 16 bin raids recorded compared to only one during November. Total incursions also increased from 115 to 182.
- The young adult male, BBM4, continued to enter the urban area and was observed in town on 23 days this month. BBM4 has become the most habitual and assertive raider in the troop. He was responsible for ten occupied and two unoccupied house raids as well as three bin raids. BBM4 was also observed running at picknickers in Harold Porter Gardens on 31 December.

15/02

- Flowering *Leucospermum spp* (pincushions) in town also provided easy access to food with the troop often spending time foraging in the greenbelts after entering town.
- Occupied house raids also increased this month to 25, up from nine in November. Most of these incursions were committed by BBM3 (7 incursions) and BBM4 (10 incursions). This marked increase can probably be correlated to an increase in tourists (leaving doors and windows open) during the holiday period, as well as the reduced ability of rangers (not allowed to shoot directly at baboons) to stop baboons from entering town in the first place, and then entering houses in the second place.
- Within the Harold Porter Gardens, a female baboon stole food from picknickers twice on 21 December.
- As indicated in the November monthly report, a major management challenge is the provisioning of wild birds with birdseed or bread by several Betty's Bay residents. BBM2 was observed going to a specific house to feed on bird seed on 24 December. BBM2 could not be deterred by rangers, and was, very concerningly, eventually joined by six more individuals which were also not deterred by the rangers which could not use their paintball markers effectively.

HWS: TROOP MONTHLY REPORT																																																							
SECTOR		CLASSES OF BEHAVIOUR																																																					
OVERSTRAND																																																							
BABOON TROOP:	BETTY'S BAY	1 In urban area	4 Alteration with pets	7 Threatening behaviour/ attacking/ stealing food																																																			
DECEMBER	YEAR: 2021	2 Raid bins	5 Unoccupied house or vehicle incursion	8 Breaking & Entering/Damaging property																																																			
		3 Non malicious damage	6 Occupied house or vehicle incursion	9 Nocturnal incursion																																																			
BABOON ID	Sex	1	2	3	4	5	6	7	8	9	10	11	12	13	14	15	16	17	18	19	20	21	22	23	24	25	26	27	28	29	30	31	TOTAL																						
Troop				1	1		1	1	1		1				1	1	1	1		1		1		1		1,1,1		1		1		18																							
BBM2	M	1	1							1	2,2	1	1,1	1		1	1,1	1			1	1,6		1	1,1	1,1	1	2,6	1		2,1	27																							
BBM3	M						1	1		6		1	1,5	1,2	2,1	6,1	6		1	1,1,7		1		1,6		2	1	6	1	6	6	26																							
BBM4 (sub-adult)	M	1	1	1,6		1	1				1			1	1	6,1	1	1	1,5	1		1,1	1,6		1	6,6	1,6	2,6,2	1	5,2,1	6,6,6	36																							
BBF1	F													1,2			1															5																							
BBF2	F												1								1											3																							
UnID Male	M																															1																							
UnID Females	F	1		1			1	1			1	1					6	1	1	1		1						1				1	14																						
UnID Female	F			1,1	1		1					3,1	5			1,1	1		1			7,7	6		1	1	2,6	1	2,6			1	20																						
UnID Individuals		3,1	1			1		1	1	1,1	2,2	2,5	3,5	1	1						1		1,6	1		1	1		2	1,6			25																						
UnID Juveniles												5								1	1	1		1		1	1					8																							
		TIME SPENT IN TOWN (Minutes)																																																					
Troop	%																														HRS																								
Troop	7,0			63	31		62	103	9		179		6	140	53	12	42		31		15	283		50		135		416		70		28,33																							
Individuals	20,5	288	44	99	35	163	160	128	23	203	32	71	271	387	150	215	294	280	212	168		253	28		410	70	223	120	71	121	140	293	77,65																						
Roost:	AM	5	5	18	18	18	18	1	18	18	16	18	1	2	18	5	7	2	2	2	2	12	18	1	15,6	18	18	2	2	18	18	17	18																						
Roost:	PM	5	7	6	6	6	1,2	1	8	18	17	1	2	2	5	5,7	6,2	2	2	1	18	2	18	2	2	18	2	18	17	17	17,2	2																							
Roost Sites	1	Ditsa Kloof										2	Leopard Kloof										3	Leopard Kloof Lower										4	Leopard Kloof Upper										5	Sunny Seas									
	6	Sunny Seas West										7	Sunny Seas East										8	Bass Lake										9	Bass Lake West										10	Bass Lake East									
	11	Jocks Bay										12	Zigzag										13	Church										14	Kleinmond Lookout										15	Kopje									
	16	Caltex										17	Waterfall										18	Unknown										19	Harold Porter Gardens										20	Palmett									
	21	Kasteel Kop										22	Pimples										23	Isaacs River Kloof										24	Jean's Hill										25	Heuningklip									
	26	Sandown Peak										27	Three Sisters										28																																
ID Features of Baboons																																																							
General remarks																																																							

Figure 3.9: The Betty's Bay Troop incident sheet for December 2021.

16/22

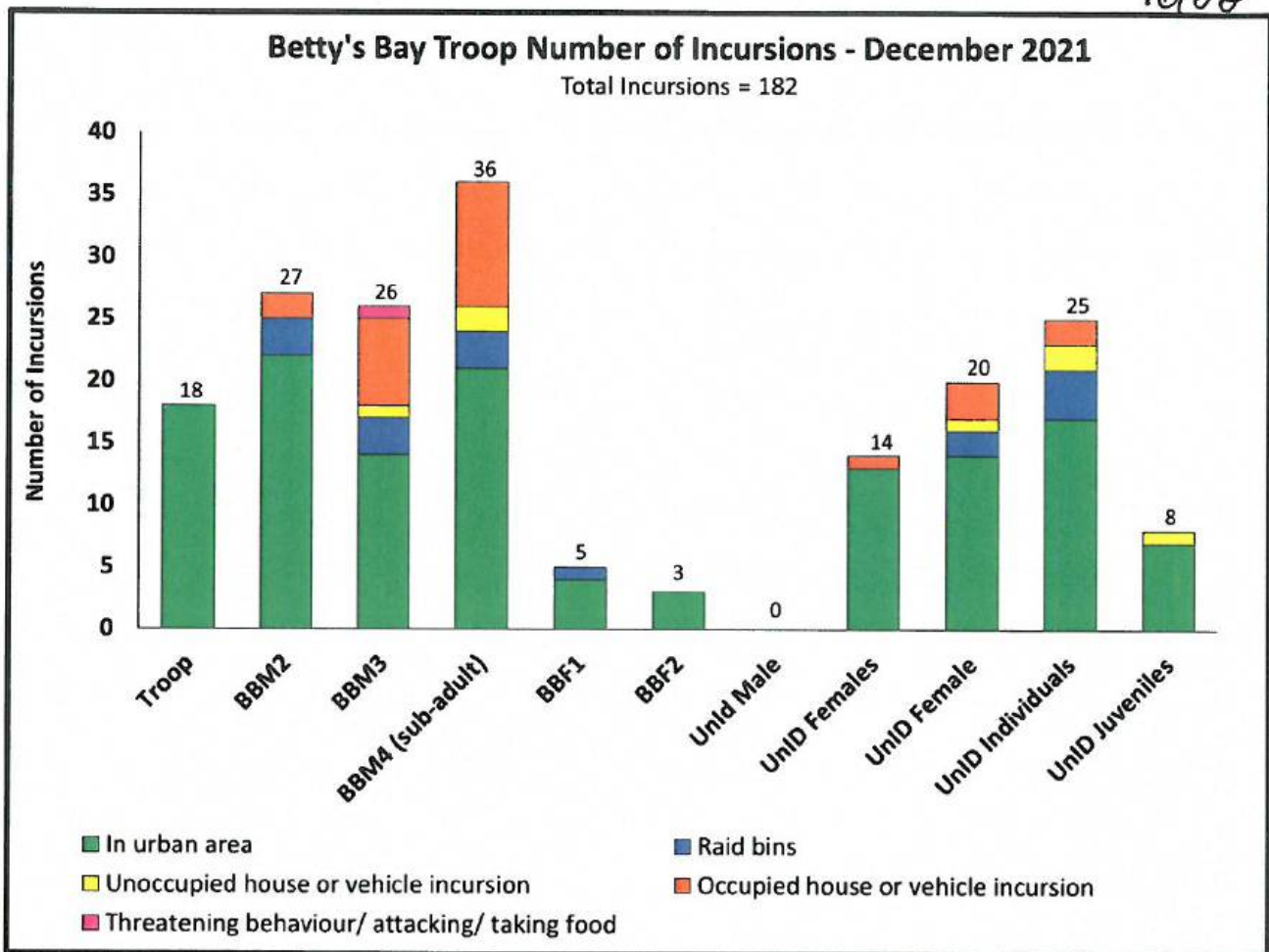


Figure 3.10: Number of incursions by the Betty's Bay Troop and individuals during December 2021.

### 3.5 BIRTHS, DEATHS & MIGRATIONS

- No births or deaths were recorded for the western troops this month.
- SSM3 dispersed from the Silversands Troop on 2 December and spent the rest of the month attempting to join the Pringle Bay Troop.

## 4 GENERAL COMMENTS – ALL TROOPS

### 4.1 POPULATION CHARACTERISTICS

No births or deaths were recorded in any of the managed troops this month.

One emigration was recorded by an adult male SSM3, which dispersed from the Silversands Troop on 2 December and moved into the Pringle Bay area. SSM3 was observed associating with the Pringle Bay Troop, and particularly with individuals in the urban area, but was not integrated with the troop.

17/22

Troop	October	June	June	December 2021			Total observed Births (1 July 2021 to 30 December 2021)	Total observed Deaths (1 July 2021 to 30 December 2021)	Total observed Migrations (1 July 2021 to 30 December 2021)
	2019	2020	2021	Births	Deaths	Emigration Immigration			
Voëlklip	29	29	27	0	0	0	1	0	-1
Vogelgat	n/a	22*	29	0	0	0	1	2	0
Onrus	n/a	n/a	25**	0	0	0	0	1	0
Hamilton Russel	n/a	n/a	21**	0	0	0	0	0	0
Pringle Bay	16	16	17	0	0	0	0	3	0
Betty's Bay	n/a	19	20	0	0	0	5	1	0
Hangklip	n/a	n/a	30	0	0	0	0	1	-1
Silversands	n/a	n/a	43	0	0	-1	0	0	-1
<b>Total</b>	<b>45</b>	<b>86</b>	<b>166</b>	<b>0</b>	<b>0</b>	<b>-1</b>	<b>7</b>	<b>8</b>	<b>-3</b>

**Table 4.1:** Population data for the more closely managed troops in the Overstrand in December 2021. Emigration/Immigration figures show animal movements between troops. \*Vogelgat Troop was first counted in December 2020. \*\*Hamilton Russel and Onrus troop sizes are estimated, as they were not seen enough to get an accurate count.

Deaths	2019/20 (October - June)	2020/21 (July - June)	2021/22 (July - December 2021)	December 2021	TOTAL (since October 2019)
Management	3	0	1	0	4
Human Induced (HID)	1	2	2	0	5
Direct *	1	2	1	0	4
Indirect **	0	0	1	0	1
Natural	2	7	4	0	13
Unknown	0	0	1	0	1
<b>TOTAL DEATHS</b>	<b>6</b>	<b>9</b>	<b>8</b>	<b>0</b>	<b>23</b>

**Table 4.2:** Causes of baboon deaths since October 2019; \*Deaths caused directly by humans, such as motor vehicle accidents, shooting, poisoning and dogs. \*\*Deaths caused indirectly by humans such as electrocutions and fire.

## 4.2 HOTLINE DATA

An increase in the total hotline calls was expected this month due to the increased presence of people at home and at holiday homes during December. Interestingly, incursion related hotline calls remained exactly the same as for November, at 122. Nevertheless, when looking into the data in more detail significant differences can be observed between some troops.

In a turnaround from November, hotline calls received from Voëlklip decreased significantly from 69 to 43 whilst calls for Betty's Bay increased from 38 to 63. The Voëlklip Troop entered the urban area only once this month, and individuals on only ten occasions. These data may therefore explain the relatively low numbers of hotline calls for the Voëlklip Troop.

18/22

The increase in hotline calls related to the Betty's Bay Troop correlated with the significantly increased time in town (Table 3.3) recorded for both the troop and individuals. This increase also correlated strongly with the increase in occupied house raids made by individuals in the troop.

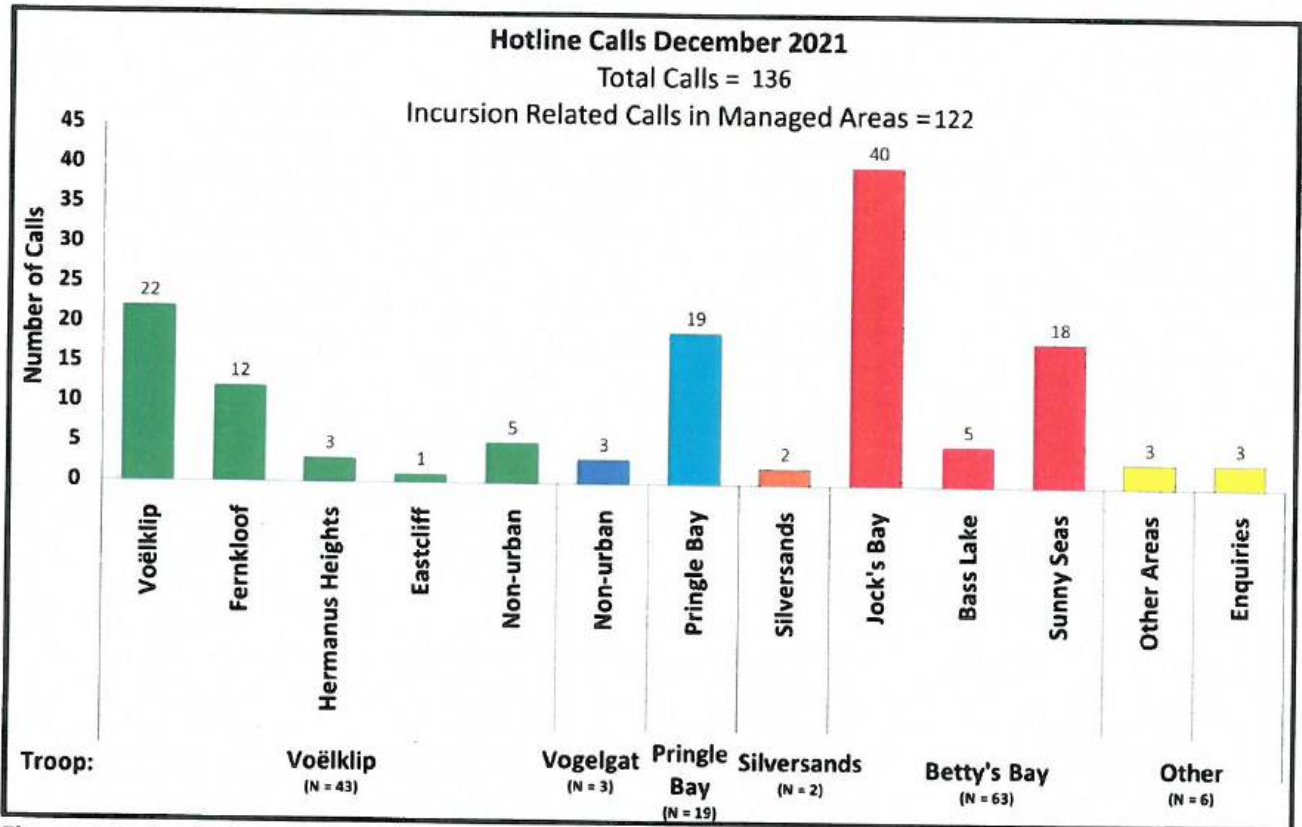


Figure 4.1: Hotline calls in baboon effected areas for December 2021. Incursion related hotline calls are calls reporting managed baboons in urban areas. Managed areas are those areas in which baboon troops are known to occur and are actively managed. 'Other Areas' represent those areas beyond the urban edge or the range of managed baboons.

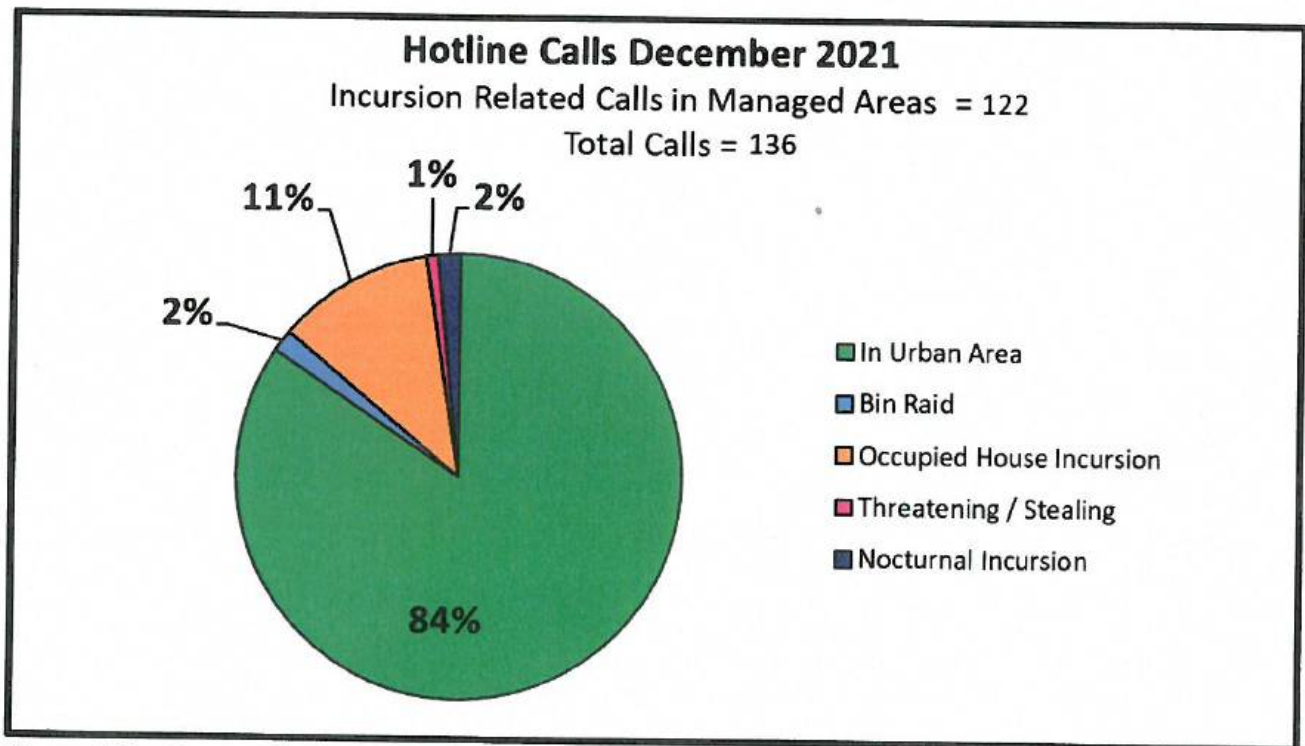
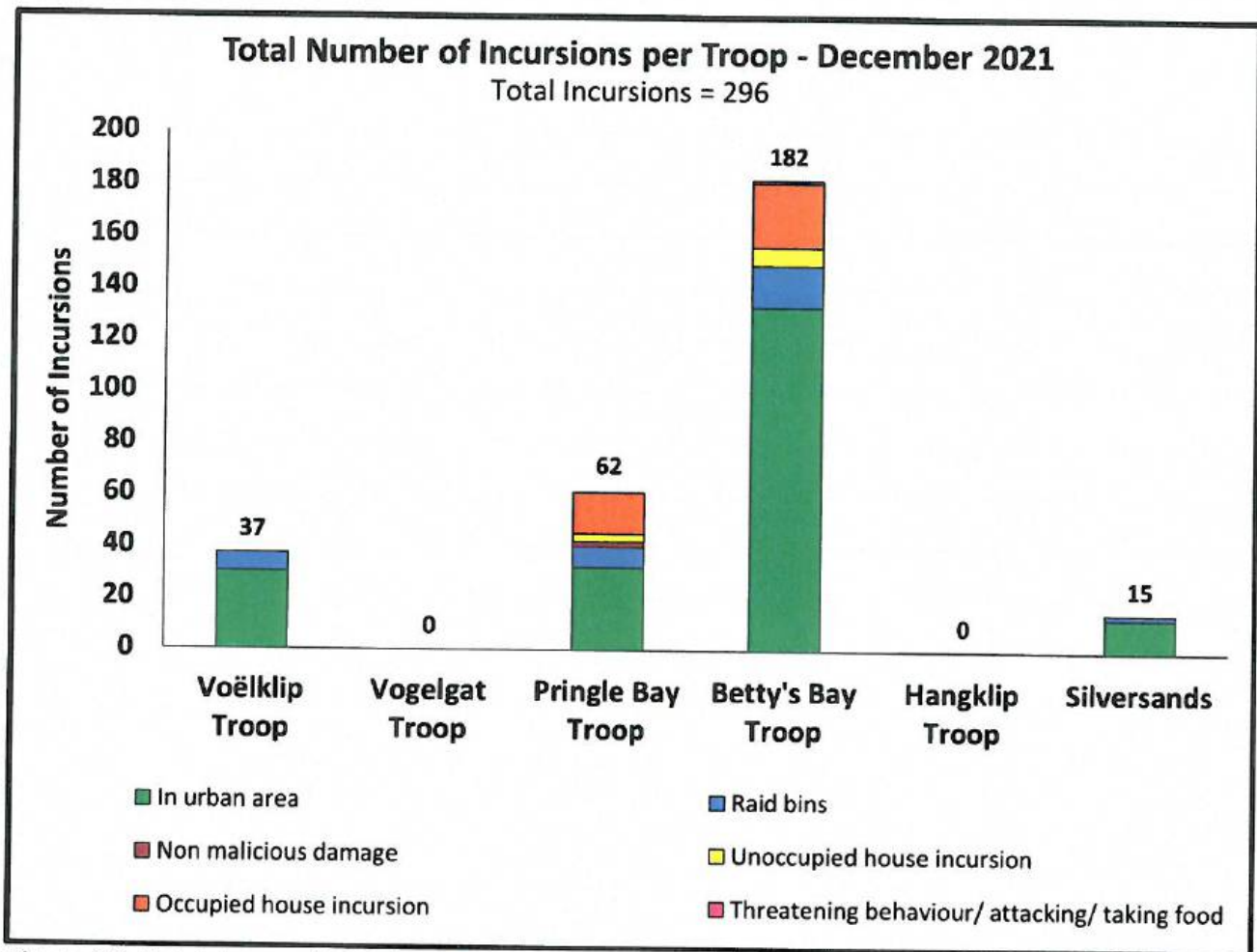


Figure 4.2: Composition of incursion-related hotline calls during December 2021. **Note:** This chart represents the composition of hotline calls, not the composition of known incursions by baboons.

19/02

### 4.3 RECORDED INCURSIONS



**Figure 4:3:** Total observed incursions per troop during December 2021. **Note:** Observed incursions are not hotline related, but are incursions observed by HWS field staff.

At first glance the total number of incursions for all the managed troops remained almost the same, down to 296 from 308 in November. However, the Voëklip, Pringle Bay and Silversands Troops all showed significant decreases in total incursions while the Betty's Bay Troop showed a very large increase in incursions. Given its very high level of habituation the Betty's Bay Troop seemed to exploit the sudden lack of aversive management implemented this month. This was most noticeable for occupied house raids which almost tripled from November (9 raids) to December (25 raids). The majority of assertive incursions by this troop were committed by the young male BBM4, which almost certainly learned a great deal about raiding from BBM1. In March 2021 BBM4 (as a sub-adult male) was videoed breaking a wooden window frame to gain access into a house in Sunny Seas. Interestingly, although at least three baboons apart from BBM1 were recorded physically to break into houses, this behaviour has not been recorded since BBM1 was euthenased.

2022

The large decrease in incursions by the Pringle Bay Troop can simply be attributed to the fact the PBM2, which was responsible for the majority of incursions, was absent from Pringle Bay Village from 5-20 December after leaving with the troop. For the days that PBM2 was in town, he committed more than one occupied house raid per day (13 raids in 12 days). This rate was higher than that for the combined efforts of all the individuals in the Betty's Bay Troop.

A very noteworthy observation this month is that bin raids by all the regularly raiding troops increased this month. This is commonly associated with the influx of people to the area accompanied by poor waste management creating situations in which baboons have very easy access to unsecured waste.

#### 4.4 PERCENTAGE TIME OUT OF TOWN

Average time out of town by troops increased slightly to 99.8% this month, whilst average time out of town by individuals increased by nearly 3% to 93%. This increase in time out of town by individuals can wholly be attributed to individuals from the Pringle Bay Troop, particularly PBM2 and HKM1, which left Pringle Bay Village with the troop on 5 December and stayed away for several days. PBM2 did not return until the 20 December, when he immediately started with assertive raids again. The two females PBF1 and PBF5, which have also often gone to town with PBM2 in the past, only entered the urban area on 5 days during December.

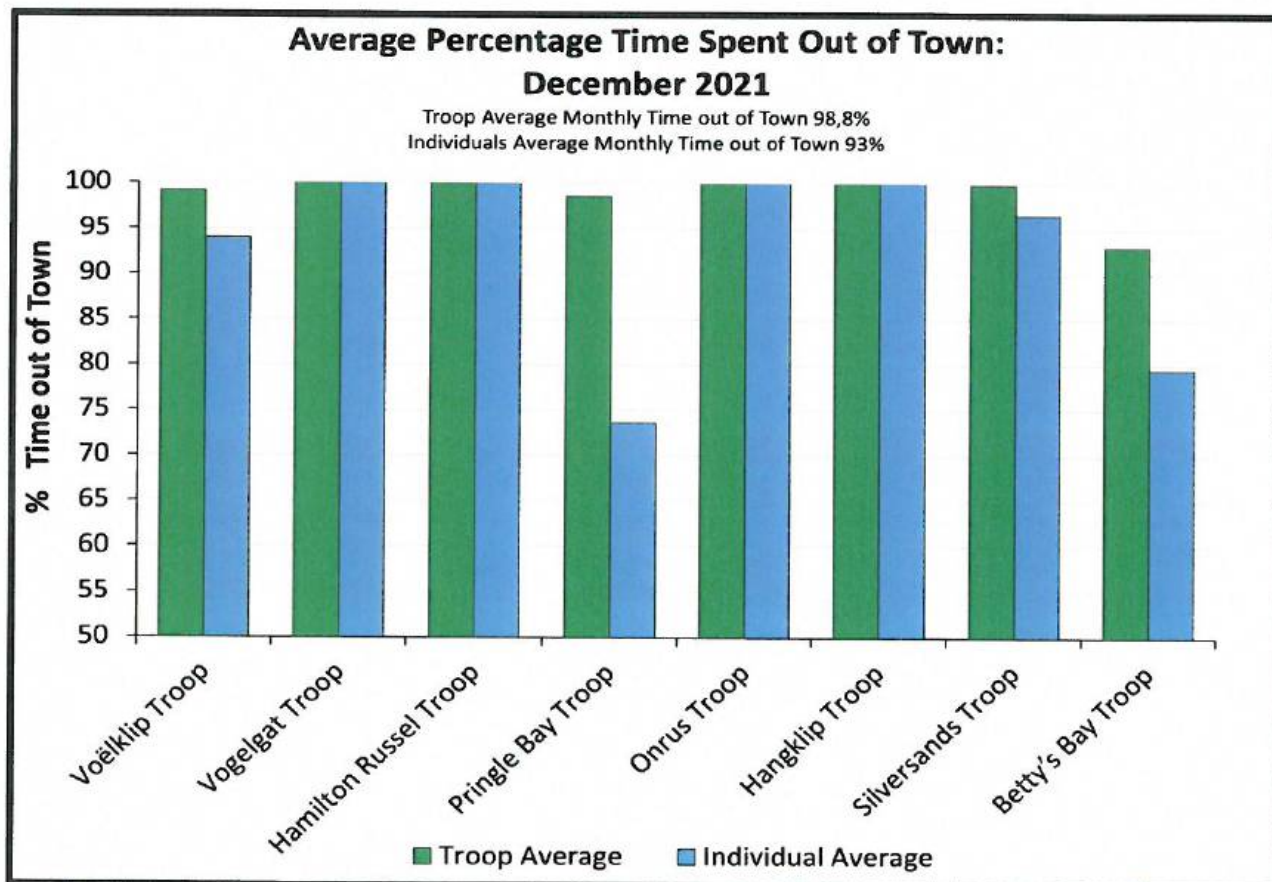


Figure 4.5: Percentage time the managed baboon troops and individuals spent out of town during December 2021.

## 4.5 RECOMMENDATIONS

2/1/22

- **Waste and recycling collection should be prioritised** to take place in the early mornings.
- All bins used in baboon effected areas should be **baboon-proof and locked**.
- Baboon-proof bins are required throughout the western region of the Overstrand. Betty's Bay should be regarded as a high priority because there are very few baboons proof bins in place. It is stipulated in the Overstrand Waste Management Bylaw that residents must use baboon proof bins in baboon effected areas.
- **Refuse bags** should not be left lying open on the sidewalk and easily available to baboons.
- Additional **baboon awareness** campaigns focused on tourists during holiday seasons would be beneficial.
- Ripening **fruit on fruit trees** in baboon-affected areas should be harvested to remove the attractant for baboons.
- **Open vegetable gardens** should be baboon proofed.
- Residents are encouraged not to feed wildlife, including birds.
- Residents are encouraged to record and report the feeding of wildlife to the municipality, CapeNature, or to the baboon hotline (072 028 0008).

## 5 CONCLUSION

This month the baboon management in the Overstrand was again a tale of two regions. The combined time in town (by troops and individuals) by the eastern troops was a total of 29 hours. By contrast the total time in town for the western troops was 237 hours, or just under 10 full days. Thus, the western troops as a whole spent over eight times as much time in town, as the eastern troops. This difference can be related directly to the high habituation levels of the two main western troops (Pringle Bay and Betty's Bay Troops).

In the Overstrand East, the Voëlklip Troop had another good month. As expected, bin raids increased with the arrival of tourists in the region, but still only one entry into town was recorded by the troop. This entry was the result of a cascade of entries by individuals attracted to bins and could therefore have been prevented by improved waste management.

The Vogelgat Troop continued to remain out of town this month. Notably, very few hotline reports were received regarding this troop, even from the properties along the R43. This reinforces the contention (November 2021 Monthly Report) that the absence of the raiding influence of VGM2 is continuing to have a positive effect on the overall behaviour of the troop, for which no raiding incidents were recorded.

22/22

In the Overstrand West, the Pringle Bay Troop as a whole again recorded the longest time in town (just over 111 hours). This was mostly due to the small group of dispersing males (PBM2 and HKM1, and later joined by SSM3). It was noteworthy that PBM2 left the urban area for an extended period of time with the troop, but unfortunately could not be kept in the Buffelstal area. The reason for this could be twofold: a) an increasing craving for HDFs and b) aggression from the two dominant and unrelated males of Pringle Bay Troop. The additional dispersal of a third male (SSM3) into this area, highlights the baboon management problem that is rapidly evolving in and around Pringle Bay.

PBM2 clearly has an extremely strong urge to leave his troop in order to gain access to HDF's in Pringle Bay. His occupied house raiding record is worse than any other male in the Overstrand, and he is still very much a young sub-adult male. He does, however, prefer to go to town with some companions, and regularly entices some females or juveniles to join him. PBF4/5/6 often follow PBM2 into Pringle Bay, and then they readily associate and mate with the adult dispersing males, HKM1 and SSM3, from the Hangklip Troop and Silversands Troops respectively. All these individuals have now learned the habit of undertaking occupied house raids for high energy HDF's, and some have also started to sleep on houses in town.

The nett result of this trend in behaviour, is that there now exists a very strong possibility that some, or all of these individuals could become a splinter troop and remain resident in Pringle Bay, with almost no land outside of the urban area that they could consider as belonging to their new troop. At present it is almost impossible to keep these individuals out of town without the full use of paintballs markers. Most of these individuals' flight distance from rangers carrying paintballs markers has reduced to less than a meter, while the markers continue to be carried but cannot be used effectively.

The Betty's Bay Troop as a whole spent just under 111 hours in town during December. It is interesting to note that for the Eastern Overstrand Troops, which spent relatively little time in town and made no occupied house raids, the newly restricted use of paintball markers seems to have had little effect on the baboons to date. This is most probably because these baboons are generally managed from a distance and their flight distance has remained at more or less the range of a loaded paintball marker. By contrast, the Pringle Bay and Betty's Bay Troops are much more habituated and often need to be challenged close to houses they are attempting to enter. Therefore here, where paintballs are really needed as effective deterrents, the baboons have quickly learned that rangers carrying paintball markers no longer pose any threat to them. This is very likely the main reason why the incidence of occupied house raids by the Betty's Bay Troop nearly tripled from November to December 2021.