



**SPECIAL MEETING OF THE COUNCIL**

**SPEZIALE VERGADERING VAN DIE RAAD**

**INTLANGANISO EKHETHEKILEYO YEBHUNGA**

**A G E N D A**

**I-AJENDA**

**DATE / DATUM / UMHLA : 26 OCTOBER / OKTOBER /  
OKTOBHA 2022**

**VENUE / PLEK / INDAWO : BANQUETING HALL,  
CIVIC CENTRE, HERMANUS**

**TIME / TYD / IXESHA : 10:00**

# **MUNISIPALITEIT OVERSTRAND MUNICIPALITY**

Office of the Municipal  
Manager  
Municipal Offices  
HERMANUS

18 October / Oktober / Oktobha 2022

## **NOTICE TO ALL ALDERMEN & COUNCILLORS**

### **SPECIAL MEETING OF THE OVERSTRAND MUNICIPAL COUNCIL**

**NOTICE IS HEREBY GIVEN** that a **SPECIAL MEETING** of the **OVERSTRAND MUNICIPAL COUNCIL** will be held in the **Banqueting Hall, Civic Centre, Hermanus**, on **Wednesday, 26 October 2022** at **10:00** to consider the business set forth in the subjoined agenda.

*The attention of Councillors is directed to the Code of Conduct for Councillors, Schedule 7 of the Local Government : Municipal Structures Act, 1998 (Act 117 of 1998).*

**D O'NEILL**  
**MUNICIPAL MANAGER**

---

## **KENNISGEWING AAN ALLE RAADSHERE & RAADSLEDE**

### **SPESIALE VERGADERING VAN DIE OVERSTRAND MUNISIPALE RAAD**

**KENNIS WORD HIERMEE GEGEE** dat 'n **SPESIALE VERGADERING** van die **OVERSTRAND MUNISIPALE RAAD** gehou sal word in die **Banketsaal, Burgersentrum, Hermanus**, op **Woensdag, 26 Oktober 2022** om **10:00** om die sake op meegaande sakelys te bespreek.

*Raadslede se aandag word gevestig op die Gedragskode vir Raadslede, Skedule 7 van die Wet op Plaaslike Regering : Munisipale Strukture, 1998 (Wet 117 van 1998).*

**D O'NEILL**  
**MUNISIPALE BESTUURDER**

---

## **ISAZISO ESIYA KUBO BONKE OOCEBAKHULU NOOCEBA**

### **INTLANGANISO EKHETHEKILEYO YEBHUNGA LIKAMASIPALA WE-OVERSTRAND**

**OKU KUKWAZISA** ukuba **INTLANGANISO EKHETHEKILEYO YEBHUNGA**, eza kuba se **Banqueting Hall, kwiZiko LoLUNTU, eHermanus ngoLwesine, Umhla we 26 Oktobha 2022 ngeye-10:00** ukuqwalasela imicimbi ekule ajenda iqhotyoshelwe apha.

*OCeba bayacelwa ukuba baqwalasele isikhokelo sokuziphatha sooCeba, iShedyuli 7 kaRhulumente wooMasipala: uMthetho weeNkqubo zikaMasipala, uMthetho -1998 (uMthetho we-117 ka-1998).*

**D O'NEILL**  
**LOMPHATHI KAMASIPALA**

**AGENDA/...**

# SPECIAL COUNCIL

26 October 2022

## INDEX

<u>ITEM</u>	<u>PAGE NUMBER</u>
1. OPENING	1
2. APPLICATIONS FOR LEAVE OF ABSENCE	1
3. STATEMENTS AND COMMUNICATIONS BROUGHT FORWARD BY THE SPEAKER / EXECUTIVE MAYOR	1
4. CONSIDERATION OF RECOMMENDATIONS MADE BY THE EXECUTIVE MAYOR TO COUNCIL, IN TERMS OF SECTION 160(2) OF THE CONSTITUTION, 1996, AND SECTION 59(1)(a) OF THE LOCAL GOVERNMENT: MUNICIPAL SYSTEMS ACT 2000 (ACT 32 OF 2000)	2
4.1 EARLY CLOSING OF MUNICIPAL OFFICES : 23 AND 30 DECEMBER 2022	2-3
4.2 MONTHLY REPORT TO COUNCIL ON SUPPLY CHAIN MANAGEMENT (SCM) POLICY: PARAGRAPH 36, 16(1)(b) AND 17(1)(c) FOR SEPTEMBER 2022	4-18
4.3 SUPPLY CHAIN MANAGEMENT IMPLEMENTATION REPORT – 2022/2023: 1 <sup>st</sup> QUARTER: 01 JULY 2022 TO 30 SEPTEMBER 2022	19-56
4.4 QUARTERLY BANK ACCOUNT WITHDRAWALS IN TERMS OF SECTION 11(4) OF THE MFMA FOR THE QUARTER ENDED SEPTEMBER 2022	57-59
4.5 BUDGET REPORT AND SERVICE DELIVERY AND BUDGET IMPLEMENTATION PLAN (SDBIP) FOR THE QUARTER ENDED SEPTEMBER 2022	60-136

1. **OPENING**
  
2. **APPLICATIONS FOR LEAVE OF ABSENCE**
  
3. **STATEMENTS AND COMMUNICATIONS BROUGHT FORWARD BY THE  
SPEAKER / EXECUTIVE MAYOR**

**4. CONSIDERATION OF RECOMMENDATIONS MADE BY THE EXECUTIVE MAYOR TO COUNCIL, IN TERMS OF SECTION 160(2) OF THE CONSTITUTION, 1996, AND SECTION 59(1)(a) OF THE LOCAL GOVERNMENT: MUNICIPAL SYSTEMS ACT 2000 (ACT 32 OF 2000)**

**4.1**

**EARLY CLOSING OF MUNICIPAL OFFICES : 23 AND 30 DECEMBER 2022**

3/2/1/4

H van Tonder

Manager : Council Support Services

3 October 2022

(028) 313 8037

---

**1. Executive Summary**

The purpose of the report is to obtain approval from Council for the early closing of the municipal offices on 23 and 30 December 2022.

**2. Service Delivery and Budget Implementation Plan Reference - IGNITE**

Not applicable

**3. Compliance with Strategic Priority**

Provision of democratic, accountable and ethical governance

**4. Delegated Authority**

None

**5. Legal Requirements**

None

**6. Discussion**

It is proposed that all the municipal offices, **excluding essential services, be closed as from 13:00 for the general public on Friday, 23 December 2022 and Friday, 30 December 2022.**

**7. Financial Implications**

None

**8. Staff Implications**

None

**9. Comments from other Departments, Divisions and Administrations**

None

**10. Annexures**

None

**RECOMMENDATION TO THE COUNCIL:**

1. that the municipal offices in the Overstrand area including libraries, but excluding other essential services, **be closed as from 13:00 on Friday, 23 December 2022 and Friday, 30 December 2022** and respectively reopen at 07:45 on Tuesday, 27 December 2022, and Tuesday, 3 January 2023;
2. that the public and personnel be informed timeously and in an appropriate way, of the arrangement in 1 above; and
3. that **cognisance be taken** that a **Special Council Meeting** will take place on **Monday, 30 January 2023** as per the 2023 meeting schedule already distributed.

**RESPONSIBLE OFFICIAL :**

**H VAN TONDER**

**TARGET DATE FOR IMPLEMENTATION :**

**1 DECEMBER 2022**

## 4.2

**MONTHLY REPORT TO COUNCIL ON SUPPLY CHAIN MANAGEMENT (SCM) POLICY: PARAGRAPH 36, 16(1)(b) AND 17(1)(c) FOR SEPTEMBER 2022**

8/2/2

C Le Roux

Deputy Director: Finance &amp; SCM

05 October 2022

(028) 313 8107

---

**1. Executive Summary**

The purpose of this report is to inform Council of all deviations from the Supply Chain Management Policy, approved by the delegated authority in terms of Paragraph 36 of the Supply Chain Management Policy, approvals in terms of Paragraph 16(1)(b) and 17(1)(c) for September 2022.

**2. Service Delivery and Budget Implementation Plan - IGNITE**

Directorate: Finance

Department: Supply Chain Management

**3. Compliance with Strategic Priorities**

Provision of democratic, accountable and ethical governance

Provision and maintenance of municipal services

**4. Delegated Authority**

None

**5. Legal Requirements**

Local Government: Municipal Finance Management Act 2003, (Act 56 of 2003)

Local Government: Municipal Systems Act 2000, (Act 32 of 2000)

Overstrand Municipality Supply Chain Management Policy dated 25 June 2008, as amended.

**6. Background/Discussion/Evaluation/Conclusion****Background**

The purpose of this report is to ensure that Council maintains oversight over the implementation of the Supply Chain Management Policy. In terms of Paragraph 36(2) of the said policy, the Accounting Officer must record the reasons for any deviations in terms of Paragraph 36(1) of the policy and report same to council.

**Discussion****A. Deviations - Paragraph 36(1)(a)**

Paragraph 36(1)(a) of Council's Supply Chain Management (SCM) Policy allows circumstances for deviations from the procurement processes. Furthermore, the policy requires in Paragraph 36(2), that the reasons for any deviations from the procurement processes must be recorded and be reported to Council.

Deviations approved in terms of Paragraph 36(1)(a) for September 2022 is attached as **Annexure A**.

**B. Awards in terms of Paragraph 16(1)(b) and 17(1)(c)**

In terms of Paragraph 16(1)(b) and 17(1)(c) of the SCM Policy, where the Written or Formal Written Price Quotation process has been followed for procurement and it is not possible to obtain at least three quotations, the reasons must be recorded and approved by the Chief Financial Officer (CFO) or an official designated by the CFO.

In terms of Paragraph 16(1)(b) and 17(2) of the said policy, the designated official must report all such approvals made by the official in terms of their sub-delegation to the Chief Financial Officer.

A schedule of all such approvals for September 2022 is attached as per **Annexure B**.

**C. Value of all Awards (Procurement transactions)**

All procurement transactions undertaken with regards to tenders and formal written price quotations (in excess of R30 000) and written price quotations (below R30 000) awarded in terms of the Supply Chain Management Policy for September 2022.

A schedule of these awards for September 2022 is attached as **Annexures C1 and C2**.

**7. Financial Implications**

None

**8. Staff Implications**

None

**9. Comments from other Departments, Divisions and Administrations**

None

**10. Annexures**

- Annexure A: Schedule of deviations from the procurement processes approved in terms of sub-delegations
- Annexure B: Schedule of approvals in terms of Paragraph 16(1)(b) and 17(1)(c)
- Annexure C: Schedule of awards made through the Bid Committee system, and formal written price quotations in excess of R30 000 and all price quotations below R30 000

**RECOMMENDATION TO THE COUNCIL:**

1. that the deviations from the procurement processes, approved in terms of the delegated authority for September 2022, **be noted**;
2. that the awards made in terms of Paragraph 16(1)(b) and 17(1)(c), approved in terms of the delegated authority for September 2022, **be noted**; and
3. that the awards made through the Bid Committee system, and formal written price quotations in excess of R30 000 and all price quotations below R30 000 for September 2022, **be noted**.

**RESPONSIBLE OFFICIAL :****C LE ROUX****TARGET DATE FOR IMPLEMENTATION :****TO BE NOTED**

									
SCHEDULE OF DEVIATIONS IN TERMS OF CLAUSE 3(4) OF THE SCMPOLICY - OVERSTRAND MUNICIPALITY - SEPTEMBER 2022									
#	Request	Supplier	Approval Date	Deviation in terms of Clause 3(1)(a)	Amount Operational	Amount Capital	VAT	Value of the Deviation	Comments /Line Description
1	SCD1404/2022	Webink CC	2022/09/13	36 000 (V)	R 3 478,26	-	R 521,74	R 4 000,00	National Wetlands Indaba 24 - 27 October 2022
2	SCD1408/2022	Next Step Academy (Pty) Ltd	2022/09/08	36 000 (V)	R 4 800,00	-	R 720,00	R 5 520,00	Online Training - Risk Management Masterclass 08 & 09 September 2022.
3	SCD1410/2022	The Institute of Environment and Recreation Management (IEMM)	2022/09/01	36 000 (V)	R 13 076,10	-	R 2 395,80	R 15 471,90	IEMM Convention 7 - 9 September 2022
4	SCD1411/2022	South African Society of Occupational Health Nurses (SASOHN)	2022/09/23	36 000 (V)	R 4 317,83	-	R 632,17	R 5 000,00	SASOHN Conference and AGM
5	SCD1416/2022	Breakthrough Adventures NCP (a Whale Coast Pw)	2022/09/23	36 000 (V)	R 60 849,57	-	R 9 130,43	R 70 000,00	Radio Advertisements/Interviews/Marketing including ethics radio spots 2022/2023
<b>TOTAL</b>					R 87 072,86	-	R 33 406,14	R 120 479,00	



Schedule of approvals in terms of Clause 17(2) of the SCM Policy - Overstrand Municipality - September 2022

Received only one quote by closing time and date of submission of quotation

Received only two quotes at closing time and date of submission of quotation

#	Order #	Supplier	Date	Value (incl. VAT)	VAT	Value (incl. VAT)	Reason Code	Comments / linedescription
1	259424	BLCO HERMANUS	20220819	R 1 004,02	R 1 004,00	R 12 654,62	10	SCREW DRYWALL 5xLxH 3,50x800x32,MM(L000) SAFETOP
2	259468	STANTUNE (PTY) LTD	20220818	R 2 444,00	R 3 814,40	R 29 283,60	10	GLASS FIBRE POLE 53,6MM X 6000MM X 3MM
3	259481	HERMANUS G & CC	20220817	R 5 273,25	R 790,99	R 6 064,00	10	INSTALLATION OF NEW GAS STOVE (5 PLATES WITH ELECTRIC OVEN) AND INSTALLATION OF COC
4	259524	DR W. ABEL	20220826	R 1 102,18	R 1 653,82	R 12 664,00	10	CONSULTATION OF 8 X EMPLOYEES BY AN OCCUPATIONAL MEDICAL PRACTITIONER ON OCCUPATIONAL HEALTH
5	259649	PETER BUITNER SPORTSWEAR (PTY) LTD	20220819	R 152 000,00	R 2 284,00	R 17 480,00	10	POLE PROTECTORS FOR FLOOD LIGHTS + DELIVERY
6	259772	MCNAMARA TOURS	20220816	R 48 000,00	R -	R 4 800,00	10	TRANSPORT FROM MOFFAT HALL TO CALEDON HOME AFFAIRS 28 SEPTEMBER 2022
7	259794	MOJODAB (PTY) LTD	20220825	R 10 180,00	R 1 521,00	R 11 661,00	10	REPAIR LAMING CLAMP GRAB
8	259822	599 GARDENERS TOURS AND TRANSPORT	20220821	R 22 290,00	R -	R 22 290,00	10	TRANSPORT FOR MEMORIAL BUGBY TEAMS AND SUPPORT FROM PABER TO HERMANUS 08 OCT
9	259469	HERMANUS BUILDIT (PTY) LTD	20220812	R 2 275,81	R 340,79	R 2 616,60	11	GUTTER V/DEEP UNION CLIP
10	259495	SHADE AND STEEL SOLUTIONS	20220823	R 3 171,26	R 473,69	R 3 644,95	11	SHADEPORT - REPLACE & INSTALL 2,5 X 5,5M X 55% SHADEPORT - SINGLE SHADE NET - COLOUR SILVER
11	259508	PERFECT TOUCH CONSULTANTS	20220802	R 6 700,00	R 1 005,00	R 7 705,00	11	TO SCARPEY CRICKET SOCIETY 2022/23 HARMONIA AT HAWSTON SPORTSGROUND
12	259514	NUWAY ENTERPRISES	20220819	R 8 488,00	R 1 265,70	R 9 753,70	11	WELCOME TO OUR BUS STOP 1020 X 1020
13	259548	H5 METALWORKS	20220728	R 1 992 000,00	R -	R 19 920,00	11	SUPPLY AND DELIVER SAFETY GATE 3000MM X 2 000MM INCLUDING TOWALL
14	259617	ROTRINOR BOERMARK	20220800	R 7 990,48	R 1 193,97	R 9 184,45	11	PCOD WHITE 2750 X 1300 X 1,69MM
15	259621	MARSHOOL SUPPLIES (PTY) LTD	20220829	R 1 742 923,83	R 2 613,48	R 20 084,31	11	HERBOLD HEPATITS B ADULT VACCINE 20 UG/1ML
16	259636	GANSBARR BUILDIT (PTY) LTD	20220811	R 3 944,28	R 591,62	R 4 535,90	11	SHIELD BRACKETS HD BLACK 300MM X 300MM
17	259637	BEKA SCHIEDER (PTY) LTD	20220829	R 1 122 000,00	R 1 683,00	R 12 383,00	11	SPACOT-SE 884X2150X11500SG HDL HOT-DIPPED GALVANISED
18	259744	GANSBARR BUILDIT (PTY) LTD	20220829	R 1 827,31	R 273,99	R 2 081,30	11	NUTEC BOARD PL 60MM 3000X1200 + DELIVERY
19	259747	BLCO HERMANUS	20220811	R 9 963,15	R 1 479,48	R 11 342,63	11	CUTTING DMC 5/5 100MM
20	259760	FORNS MEDIA INDEPENDENT AFRICA	20220903	R 2 25 893,17	R 3 384,43	R 25 978,00	11	WARRANT OF ARREST PAPER - 3 PART PRINT ONE COLOUR
21	259872	IRISGET TREE SERVICES CC	20220815	R 259 000,00	R 3 885,00	R 29 785,00	11	HIRE OF CHIPPER 7 DAYS
22	259876	PETER VAN DER BERG PHOTOGRAPH	20220804	R 15 000,00	R -	R 15 300,00	11	FRAMING OF POSTERS


TOTAL

22

R 201 808,94 R 29 914,32 R 201 413,16

**TENDERS & FORMAL WRITTEN QUOTATIONS AWARDED TO THE BIDDER SCORING THE HIGHEST POINTS AS WELL AS TENDERS CANCELLED IN TERMS OF COUNCIL'S PREFERENTIAL PROCUREMENT POLICY - SEPTEMBER 2022**

**SUPPLY CHAIN MANAGEMENT REPORT IN TERMS OF CLAUSE 5(3) OF THE SOW POLICY**



#	Tender #	Description	Direct rate	Application	Awarded to	R-BEE Level Awarded	Duration of contract	Completion Period	Tender Amount Type	Amount Capital	VAT @ 15%	Total / Estimated Amount (incl. VAT)	
1	SC 2305/2022	Educational awareness - Puppet Shows and Live Theatre for schools to create awareness for Water Conservation, Waste Recycling and Environmental Conservation	Infra structure & Planning	09-Sep-22	Story Tunes (Pty) Ltd	0	34 months or part thereof	30-Jun-25	Fixed rates	R 1 099 000,00	R 151 350,00	R 1 250 350,00	
2	SC 2307/2022	Supply and Delivery of LED Post Top Luminaires	Infra structure & Planning	15-Sep-22	VE Robotics (Pty) Ltd	1	20 working days from date of official order	Once-off	Fixed	R 108 000,00	R 25 200,00	R 133 200,00	
3	SC 2319/2022	Redesign of Waste Pipes Within the Overstrand Municipal Area	Infra structure & Planning	23-Sep-22	Martin & East (Pty) Ltd	1	12 months or part thereof	30-Jun-23	Fixed	R -	R 2 471 798,13	R 1 893 000,00	
4	SC 2320/2022	Municipal Bulk Water Supply	Infra structure & Planning	23-Sep-22	Brewer Outh & Plant Hire (Pty) Ltd	1	22 weeks or part thereof	30-Jun-23	Fixed	R 3 671 309,40	R 500 696,41	R 4 222 005,81	
5	SC 2322/2022	Stanford Bulk Water Supply	Infra structure & Planning	23-Sep-22	Brewer Outh & Plant Hire (Pty) Ltd	1	18 weeks or part thereof	30-Jun-23	Fixed	R 3 436 410,00	R 515 402,40	R 3 951 812,40	
6	SC 2312/2022	Water Remedial Works at the Houtson Industrial Hub	Infra structure & Planning	05-Sep-22	Dynamic R Consultants (Pty) Ltd	0	Fixed from date of commencement of contract	11-Nov-22	Fixed	R -	R 110 022,00	R 110 022,00	
7	SC 2306/2022	Training, Operating of Chainsaw, Pruning and Shaping of Ornamental Trees, Applying Herbicides to Noxious Weeds, and Operating Weed colony/Brush cutter	Management Services	10-Sep-22	Cancelled - No acceptable bids received	N/A	N/A	N/A	N/A	R -	R -	Cancelled	
<b>Total</b>										<b>R 1 177 000,00</b>	<b>R 23 696 008,37</b>	<b>R 3 714 467,94</b>	<b>R 38 587 466,31</b>



PROCUREMENT BELOW R30 000 WRITTEN QUOTATIONS IN TERMS OF COUNCIL'S PREFERENTIAL PROCUREMENT POLICY- SEPTEMBER 2022

#	Requisition #	Order #	Order Date	Creditor Name	Amount (Excl VAT)	VAT	Amount (Incl VAT)	Description of goods/service
1	125938	259268	01/09/2022	SECOMA INTERNATIONAL SECURITY	R 593,48	R 89,02	R 682,50	REPAIR REMOTE
2	126024	259269	01/09/2022	METWIN PROJECTS (PTY) LTD	R 2 000,00	R -	R 2 000,00	REPAIR BATHROOM
3	125497	259281	01/09/2022	BOTRIVIER BOE REMARK	R 1 486,89	R 223,03	R 1 709,92	LOCKS
4	125977	259282	01/09/2022	HERMANNUS MIDAS	R 362,88	R 54,43	R 417,31	VEHICLE REPAIRS/SPARES
5	125470	259283	01/09/2022	MCHINJANA TOURS	R 1 200,00	R -	R 1 200,00	TRANSPORT PEOPLE
6	125641	259284	01/09/2022	OLYMPIA INTERNATIONAL PAINT	R 1 101,00	R 1 651,50	R 12 661,50	PAINT
7	126004	259285	02/09/2022	OK FOODS GANSBAAI	R 4 720,84	R 708,13	R 5 428,97	CATERING
8	125600	259286	02/09/2022	BUCCO HERMANNUS	R 3 706,38	R 555,96	R 4 262,34	SMALL TOOLS
9	125670	259287	02/09/2022	VW CIVIL ENGINEERING SUPP	R 12 000,00	R 1 800,00	R 13 800,00	IRON DUCTILE
10	125565	259303	02/09/2022	PPF HERMANNUS	R 8 602,12	R 1 290,32	R 9 892,44	PLUMBING ITEMS
11	125538	259304	02/09/2022	HERMANNUS BUILD IT (PTY) LTD	R 2 912,78	R 436,92	R 3 349,70	BUILDING HARDWARE
12	125904	259306	05/09/2022	AMOROC DOORS	R 1 582,61	R 237,39	R 1 820,00	REPAIR MAGLOCK
13	125883	259307	05/09/2022	KLEIMMOND BUILD IT	R 1 693,39	R 254,01	R 1 947,40	SPRAYPAINT
14	125430	259308	05/09/2022	GROENEWALD SJ	R 6 750,00	R -	R 6 750,00	MANUFACTURE HANDRAILS
15	124436	259310	05/09/2022	HS METALWORKS	R 23 780,00	R -	R 23 780,00	STEEL REPAIRS
16	126016	259311	05/09/2022	LES ENGRAVERS	R 2 000,00	R -	R 2 000,00	NAME TAGS
17	126050	259312	05/09/2022	HERMANNUS MIDAS	R 530,87	R 79,63	R 610,50	VEHICLE REPAIRS/SPARES
18	126112	259316	05/09/2022	GILBERT'S CATERING	R 1 280,00	R -	R 1 280,00	CATERING
19	125493	259323	05/09/2022	KAAP AGRI AGRIMARK LIQUOR	R 8 528,89	R 1 279,33	R 9 808,22	CLOTHING
20	126025	259324	05/09/2022	OK FOODS GANSBAAI	R 1 304,35	R 195,65	R 1 500,00	AIRTIME
21	125735	259325	05/09/2022	BOTRIVIER BOE REMARK	R 18 975,46	R 2 846,32	R 21 821,78	HYDROBOIL
22	126030	259326	05/09/2022	GILBERT'S CATERING	R 1 950,00	R -	R 1 950,00	CATERING
23	126048	259327	05/09/2022	KAAP AGRI AGRIMARK LIQUOR	R 686,09	R 102,91	R 789,00	BOOTS
24	125719	259329	06/09/2022	BUILDERS TRADE DEPOT	R 11 240,00	R 1 686,00	R 12 926,00	POWER TOOLS
25	126040	259330	06/09/2022	OVERBERG AGRI BEDRYWE (PTY) LTD	R 1 120,87	R 168,13	R 1 289,00	CHLORINE
26	126026	259331	06/09/2022	OVERBERG AGRI BEDRYWE (PTY) LTD	R 1 293,90	R 194,09	R 1 487,99	SMALL TOOL
27	125627	259332	06/09/2022	HERMANNUS OFFICE NATIONAL	R 602,48	R 90,37	R 692,85	CLEANING ITEMS
28	126144	259333	06/09/2022	THEMBE KA PROPERTIES (PTY) LTD	R 3 640,00	R 546,00	R 4 186,00	ADVERT
29	126142	259334	06/09/2022	THEMBE KA PROPERTIES (PTY) LTD	R 3 640,00	R 546,00	R 4 186,00	ADVERT
30	126046	259337	06/09/2022	CONNOR REECE CIVILS AND E	R 1 950,00	R -	R 1 950,00	MACHINING OF DRILL
31	125756	259338	06/09/2022	OVERBERG AGRI BEDRYWE (PTY) LTD	R 1 645,29	R 246,79	R 1 892,08	HARDWARE
32	125894	259339	06/09/2022	HERMANNUS BUILD IT (PTY) LTD	R 69,57	R 104,33	R 799,90	MEASURING WHEEL
33	125893	259340	06/09/2022	MY DE'IGN	R 1 165,22	R 174,78	R 1 340,00	STICKERS
34	124804	259341	06/09/2022	LAUNDRY CORPORATION HERMANNUS	R 21 739,13	R 3 260,87	R 25 000,00	LAUNDRY

#	Requisition #	Order #	Order Date	Creditor Name	Amount (Excl VAT)	VAT	Amount (Incl VAT)	Description of goods/service
35	125926	259342	06/09/2022	HANEKOM SE	R 1 820,00	R -	R 1 820,00	AUDIOGRAMS
36	125645	259343	06/09/2022	KOHLER SIGNS (PTY) LTD	R 18 780,00	R 2 817,00	R 21 597,00	STEEL POLES
37	125780	259344	06/09/2022	GLASSMEN HERMANUS (PTY) LTD	R 95,65	R 14,35	R 110,00	GLAZING
38	125305	259345	06/09/2022	LOERNE GUEST LODGE	R 1 673,92	R 206,08	R 1 880,00	ACCOMMODATION
39	126126	259346	06/09/2022	HERMANUS BUILD IT (PTY) LTD	R 1 052,15	R 157,82	R 1 209,97	HARDWARE
40	125348	259360	07/09/2022	WAB PRINTMEDIA (PTY) LTD	R 2 150,00	R 322,50	R 2 472,50	BLANK WHITE PAPER
41	125912	259362	07/09/2022	REVIVE GROUP (PTY) LTD	R 1 718,00	R 257,70	R 1 975,70	TRANSPORT & PLANTING OF COMPOST & PLANTS
42	126201	259365	07/09/2022	BUILDERS TRADE DEPOT	R 829,57	R 124,43	R 954,00	TOOLS
43	126185	259366	07/09/2022	RPE ELECTRICAL WHOLESALER	R 1 980,00	R -	R 1 980,00	ELECTRICAL BAR LIGHT
44	126125	259372	07/09/2022	EUROPA BOUERS (EUROPA WM)	R 1 950,00	R -	R 1 950,00	LABOUR FOR PAVING
45	126163	259390	07/09/2022	HERMANUS MIDAS	R 1 660,57	R 249,09	R 1 909,66	VEHICLE REPAIRS/SPARES
46	126152	259391	07/09/2022	MAKATONG E	R 1 920,00	R -	R 1 920,00	INSTALLATION OF NEW GARAGE DOOR
47	126128	259392	07/09/2022	GLASFIT HERMANUS	R 1 480,43	R 222,07	R 1 702,50	SAFETY GLASS INSTALL LABOUR AND CALL OUT INCL.
48	126086	259393	07/09/2022	HERMANUS HARDWARE	R 1 326,09	R 198,91	R 1 525,00	COAT HOOK
49	126171	259397	08/09/2022	BIDVEST WALTONS	R 639,70	R 95,96	R 735,66	STATIONERY
50	126165	259398	08/09/2022	BD FURNISHERS KLEINKOND CC	R 260,87	R 39,13	R 300,00	CORDESS KE TITL
51	126143	259399	08/09/2022	BD FURNISHERS KLEINKOND CC	R 1 130,43	R 169,57	R 1 300,00	CHROMADECK BOARD
52	125748	259400	08/09/2022	BIDVEST WALTONS	R 1 714,62	R 257,19	R 1 971,81	STATIONERY
53	126195	259401	08/09/2022	HERMANUS OFFICE NATIONAL	R 690,00	R -	R 690,00	MILK
54	125522	259402	08/09/2022	LOCD ELECTRICAL WHOLESALER	R 4 478,78	R 671,82	R 5 150,60	INSULATED TOOL SET
55	125950	259403	08/09/2022	THEMBE KA PROPERTIES (PTY) LTD	R 3 080,00	R 462,00	R 3 542,00	ADVERT
56	126187	259404	08/09/2022	METWIN PROJECTS (PTY) LTD	R 2 000,00	R -	R 2 000,00	INSTALL BATHROOM FANS
57	126202	259405	08/09/2022	BIDVEST WALTONS	R 824,69	R 123,70	R 948,39	STATIONERY
58	125656	259406	08/09/2022	CTM HERMANUS	R 10 268,17	R 1 540,23	R 11 808,40	TILES & ACCESSORIES
59	125947	259407	08/09/2022	DERELIZE PRINTING	R 1 787,50	R -	R 1 787,50	PRINTING & CHROMADECK SIGN
60	125954	259409	08/09/2022	BUILDERS TRADE DEPOT	R 739,13	R 110,87	R 850,00	BIN
61	125619	259410	08/09/2022	KFC ENGINEERING & INDUSTRI	R 12 000,00	R 1 800,00	R 13 800,00	PARALEPIC MECHANISM
62	125629	259411	08/09/2022	MYN AK'UE ENTERPRISES (PTY) LTD	R 8 080,00	R -	R 8 080,00	HVDUTY 4X4 AIR COMPRESSOR
63	125351	259412	08/09/2022	HERMANUS OFFICE NATIONAL	R 1 638,26	R 245,74	R 1 884,00	STATIONERY
64	126149	259414	08/09/2022	HERMANUS OFFICE NATIONAL	R 253,00	R 37,95	R 290,95	STATIONERY
65	125827	259415	08/09/2022	HERMANUS OFFICE NATIONAL	R 2 779,35	R 416,90	R 3 196,25	STATIONERY
66	126168	259416	08/09/2022	GANSBAAI BUILD IT (PTY) LTD	R 265,13	R 39,77	R 304,90	PLUMBING ITEMS
67	126193	259417	08/09/2022	ZE'E LAUNDRETTE	R 300,00	R -	R 300,00	LAUNDRY SERVICES
68	126174	259418	08/09/2022	DALRWYN ALEXANDER	R 1 989,00	R -	R 1 989,00	SUPPLY AND FIT MIRROR
69	126178	259419	08/09/2022	HERMANUS HARDWARE	R 1 045,22	R 156,78	R 1 202,00	PADLOCKS
70	126123	259420	08/09/2022	HERMANUS HARDWARE	R 317,39	R 47,61	R 365,00	TOOLS
71	125212	259421	08/09/2022	OFFKETECH	R 1 542,80	R 231,42	R 1 774,22	STATIONERY
72	126234	259422	08/09/2022	BIDVEST WALTONS	R 2 788,13	R 418,22	R 3 206,35	STATIONERY
73	126070	259423	08/09/2022	HYDRABERG (PTY) LTD	R 1 590,00	R 238,50	R 1 828,50	HYDRAULIC HOSE
74	125688	259424	08/09/2022	BUCO HERMANUS	R 11 004,02	R 1 650,60	R 12 654,62	HARDWARE

#	Requisition #	Order #	Order Date	Creditor Name	Amount (Excl VAT)	VAT	Amount (Incl VAT)	Description of goods/service
75	12-6207	259425	08/09/2022	SUPA QUICK HERMANUS	R 217,50	R 32,63	R 250,13	VEHICLE REPAIRS/SPARES
76	12-6208	259426	08/09/2022	HERMANUS MIDAS	R 896,95	R 134,54	R 1 031,49	VEHICLE REPAIRS/SPARES
77	12-6090	259427	08/09/2022	ALEX GRANT PHARMACY	R 129,54	R 19,43	R 148,97	INJURY ON DUTY MEDICATION
78	12-5098	259428	08/09/2022	BOLT AND ENGINEERING DIST	R 6 125,00	R 918,75	R 7 043,75	BRICK & TILE CUTTER
79	12-5081	259429	08/09/2022	BIDVEST WALTONS	R 13 146,12	R 1 971,92	R 15 118,04	STEEL CABINETS
80	12-6240	259431	09/09/2022	KAAP AGRI AGRIMARK LIQUOR	R 1 571,40	R 235,71	R 1 807,11	CLOTHING
81	12-5731	259446	09/09/2022	DIBIKI VAKANSIE COORD	R 4 869,57	R 730,43	R 5 600,00	ACCOMMODATION
82	12-5978	259450	09/09/2022	NIXINKS SERVICES (PTY) LTD	R 6 300,00	R -	R 6 300,00	CATERING
83	12-6057	259451	09/09/2022	BBO TRAVELSPORT (PTY) LTD	R 11 620,00	R -	R 11 620,00	TRANSPORT OF PEOPLE
84	12-6211	259452	09/09/2022	DH SA OBERHOLZER	R 2 000,00	R -	R 2 000,00	PSYCHOLOGIST
85	12-5860	259454	12/09/2022	BD FURNISHERS KLEINMOND CC	R 6 375,00	R 956,25	R 7 331,25	FRIDGE
86	12-5746	259456	12/09/2022	TEMFIN HOLDINGS (PTY) LTD	R 3 850,00	R -	R 3 850,00	TILING AT HAWMSTON LIBRARY
87	12-6241	259457	12/09/2022	HERMANUS OFFICE NATIONAL	R 800,00	R 120,00	R 920,00	STATIONERY
88	12-6249	259458	12/09/2022	SUPA QUICK KLEINMOND	R 450,00	R 67,50	R 517,50	VEHICLE REPAIRS/SPARES
89	12-6267	259459	12/09/2022	HERMANUS HARDWARE	R 96,52	R 14,48	R 111,00	TOOLS
90	12-6281	259460	12/09/2022	THANDI'S LINE AND CATERING	R 2 100,00	R -	R 2 100,00	CATERING
91	12-5955	259461	12/09/2022	MY DESIGN	R 1 304,35	R 195,65	R 1 500,00	SIGN BOARDS
92	12-6276	259462	12/09/2022	GANGSBAAI BUILD IT (PTY) LTD	R 378,17	R 56,73	R 434,90	PLUMBING ITEMS
93	12-6250	259463	12/09/2022	HERMANUS MIDAS	R 1 362,17	R 204,32	R 1 566,49	VEHICLE REPAIRS/SPARES
94	12-5554	259464	12/09/2022	RIBBENS OFFICE NATIONAL	R 17 415,59	R 2 612,34	R 20 027,93	STATIONERY
95	12-5546	259466	12/09/2022	BOTRIVIER BOE RE MARK	R 1 320,56	R 198,08	R 1 518,64	HARDWARE
96	12-5546	259466	12/09/2022	PRIMWOOD PRODUCTS	R 14 434,78	R 2 165,22	R 16 600,00	PICNIC BENCH
97	12-5551	259467	12/09/2022	DERELIZE PRINTING	R 19 900,00	R -	R 19 900,00	LOGBOOKS
98	12-5646	259468	12/09/2022	STWIRT LINE (PTY) LTD	R 25 464,00	R 3 819,60	R 29 283,60	GLASS FIBRE POLES
99	12-5471	259469	12/09/2022	HERMANUS BUILD IT (PTY) LTD	R 2 271,83	R 340,77	R 2 612,60	GUTTERS
100	12-6272	259470	12/09/2022	OVERBERG AGRI BEDRYWE (PTY) LTD	R 542,61	R 81,39	R 624,00	COMPRESSOR/COUPLING
101	12-5924	259471	12/09/2022	ACDC EXPRESS HERMANUS	R 1 325,36	R 198,80	R 1 524,16	ELECTRICAL ITEMS
102	12-5550	259472	12/09/2022	REVIVE GROUP (PTY) LTD	R 20 412,00	R 3 061,80	R 23 473,80	BUFFALO LAWN
103	12-6265	259473	12/09/2022	SI HERHOLDT FURNITURES TO	R 1 320,00	R 198,00	R 1 518,00	KET TILES
104	12-5966	259474	12/09/2022	ACDC EXPRESS HERMANUS	R 1 735,00	R 260,25	R 1 995,25	ELECTRICAL ITEMS
105	12-5920	259475	12/09/2022	ACDC EXPRESS HERMANUS	R 1 558,92	R 233,84	R 1 792,76	ELECTRICAL ITEMS
106	12-5725	259476	12/09/2022	GROENEWALD SI	R 26 500,00	R -	R 26 500,00	REPAIR & PAINT EXTERIOR WALLS
107	12-6263	259477	12/09/2022	ACDC EXPRESS HERMANUS	R 1 530,20	R 229,53	R 1 759,73	EXTENSION REEL
108	12-6261	259478	12/09/2022	PN MEDICAL (PTY) LTD	R 1 585,00	R 237,75	R 1 822,75	MEDICAL SUPPLIES
109	12-6252	259479	12/09/2022	DH SA OBERHOLZER	R 2 000,00	R -	R 2 000,00	PSYCHOLOGIST
110	12-5537	259480	13/09/2022	COASTAL TRUSSES (EDMS) BP	R 14 162,70	R 2 124,41	R 16 287,11	ROOFSHEETS
111	12-5632	259481	13/09/2022	HERMANUS GAS CC	R 5 273,04	R 790,96	R 6 064,00	INSTALLATION OF NEW GAS STOVE
112	12-6248	259483	13/09/2022	SUPA QUICK HERMANUS	R 1 711,30	R 256,70	R 1 968,00	VEHICLE REPAIRS/SPARES
113	12-5785	259495	13/09/2022	SHADE AND STEEL SOLUTIONS	R 3 171,26	R 475,69	R 3 646,95	REPLACE & INSTALL SHADE PORT
114	12-5700	259498	13/09/2022	RIBBENS OFFICE NATIONAL	R 2 886,92	R 433,04	R 3 319,96	STATIONERY

#	Requisition #	Order #	Order Date	Creditor Name	Amount (Excl VAT)	VAT	Amount (Incl VAT)	Description of goods/service
115	126318	259500	13/09/2022	GANSBAAI BUILD IT (PTY) LTD	R 1 704,26	R 255,64	R 1 959,90	PAINT MATERIALS
116	125661	259501	13/09/2022	KAAP AGRI AGRIMARK UQULOR	R 1 811,00	R 271,65	R 2 082,65	HARDWARE
117	126213	259502	13/09/2022	KAAP AGRI AGRIMARK UQULOR	R 1 203,00	R 180,45	R 1 383,45	HARDWARE
118	126341	259503	13/09/2022	VIDI VOK SALES	R 1 647,83	R 247,17	R 1 895,00	CABLES
119	125944	259504	13/09/2022	GANSBAAI BUILD IT (PTY) LTD	R 1 304,17	R 195,63	R 1 499,80	SHADE CLOTH
120	125768	259505	13/09/2022	HERMANUS MOWER CENTRE	R 1 734,78	R 260,22	R 1 995,00	NYLON TRIMMER HEAD
121	126059	259508	13/09/2022	PERFECT BOUNCE CONSULTANT	R 6 700,00	R 1 005,00	R 7 705,00	SARRY OF CRICKET WICKET
122	126373	259509	13/09/2022	SOUND WORKS HERMANUS (PTY) LTD	R 1 900,00	-	R 1 900,00	SOUND SYSTEM
123	126371	259510	13/09/2022	SOUND WORKS HERMANUS (PTY) LTD	R 1 990,00	-	R 1 990,00	REMOVAL OF SHADEPORT STRUCTURE
124	126387	259512	14/09/2022	DAUNWIN ALEXANDER	R 1 730,43	R 259,57	R 1 990,00	MOWING HEAD
125	125692	259514	14/09/2022	NUWAY ENTERPRISES	R 8 438,00	R 1 265,70	R 9 703,70	INFO & ROAD SIGNS
126	126336	259515	14/09/2022	HERMANUS HARDWARE	R 67,83	R 10,17	R 78,00	GLUE
127	126354	259517	14/09/2022	AMOROC DOORS	R 1 565,22	R 234,78	R 1 800,00	REPAIR ELECTRICAL MOTOR
128	126337	259518	14/09/2022	VOLTEX (PTY) LTD - OVERBIT	R 725,22	R 108,78	R 834,00	ELECTRICAL ITEMS
129	125622	259519	14/09/2022	NOJADA B (PTY) LTD	R 287,60	R 43,14	R 330,74	COMPUTER ACCESSORIES
130	125931	259520	14/09/2022	XLGLENNWOOD TRAVEL AGENCY	R 18 921,74	R 2 838,26	R 21 760,00	FLIGHTS & ACCOMMODATION
131	126365	259521	14/09/2022	HERMANUS MIDAS	R 1 548,81	R 232,32	R 1 781,13	VEHICLE REPAIRS/SPARES
132	126364	259522	14/09/2022	SUPA QUICK HERMANUS	R 980,86	R 147,13	R 1 127,99	VEHICLE REPAIRS/SPARES
133	126065	259523	14/09/2022	FLO-RITE IRRIGATION CC	R 3 756,52	R 563,48	R 4 320,00	PUMP FOR WHALE TAIL
134	125886	259524	14/09/2022	DR NC ABEL	R 11 012,17	R 1 651,83	R 12 664,00	DOCTORS CONSULTATION
135	126344	259525	14/09/2022	NCUTHU AND SON (PTY) LTD	R 2 000,00	-	R 2 000,00	PAINTING OF LED OFFICE
136	126343	259526	14/09/2022	HERMANUS OFFICE NATIONAL	R 1 129,48	R 169,42	R 1 298,90	STATIONERY
137	125824	259527	14/09/2022	BOYTRIVER BOE RE MARK	R 5 454,23	R 818,13	R 6 272,36	STEEL
138	126162	259536	14/09/2022	HERMANUS HARDWARE	R 565,22	R 84,78	R 650,00	HARDWARE
139	124609	259548	15/09/2022	HS METALWORKS	R 19 920,00	-	R 19 920,00	STEELWORK
140	126412	259550	15/09/2022	GANSBAAI GAS (PTY) LTD	R 398,00	R 59,70	R 457,70	GAS ACCESSORIES
141	126413	259551	15/09/2022	AJ BANEDENS GANSBAAI	R 1 420,00	R 213,00	R 1 633,00	VEHICLE REPAIRS/SPARES
142	126415	259552	15/09/2022	HERMANUS MOWER CENTRE	R 158,48	R 23,77	R 182,25	VEHICLE REPAIRS/SPARES
143	126411	259553	15/09/2022	HERMANUS MIDAS	R 1 583,69	R 237,55	R 1 821,24	VEHICLE REPAIRS/SPARES
144	125875	259555	15/09/2022	OFFICETECH	R 8 038,50	R 1 205,78	R 9 244,28	SHREDDER
145	126429	259556	15/09/2022	HERMANUS OFFICE NATIONAL	R 1 701,04	R 255,16	R 1 956,20	STATIONERY
146	125872	259557	15/09/2022	RIBBENS OFFICE NATIONAL	R 20 261,08	R 3 039,16	R 23 300,24	STATIONERY
147	126228	259558	15/09/2022	KAAP AGRI AGRIMARK UQULOR	R 477,00	R 71,55	R 548,55	HARDWARE
148	125802	259559	15/09/2022	BOYTRIVER BOE RE MARK	R 2 062,32	R 309,35	R 2 371,67	HARDWARE
149	125792	259560	15/09/2022	MEMOTEK TRADING CC	R 5 269,96	R 790,49	R 6 060,45	WELDER
150	125163	259561	15/09/2022	INFINETIX CONNECT	R 18 608,70	R 2 791,30	R 21 400,00	BARCODE SCANNER
151	126251	259562	15/09/2022	INFINETIX CONNECT	R 680,00	R 102,00	R 782,00	COMPUTER ACCESSORIES
152	125807	259563	15/09/2022	BREWERIE R TRAINING DEVEL	R 23 920,00	R 3 588,00	R 27 508,00	OPERATOR TRAINING
153	126410	259564	15/09/2022	GANSBAAI BUILD IT (PTY) LTD	R 921,67	R 138,25	R 1 059,92	HARDWARE
154	126391	259565	15/09/2022	HERMANUS LOCKSMITHS AND S	R 1 239,13	R 185,87	R 1 425,00	REPAIRS TO SECURITY GATE

#	Requisition #	Order #	Order Date	Creditor Name	Amount (Excl VAT)	VAT	Amount (Incl VAT)	Description of goods/service
155	1.26.406	259566	15/09/2022	HERMANUS OFFICE NATIONAL	R 1 194,78	R	1 194,78	STATIONERY
156	1.26.408	259567	15/09/2022	SUIPA QUICK HERMANUS	R 1 568,43	R	2 35,26	VEHICLE REPAIRS/SPARES
157	1.26.390	259568	15/09/2022	SHADE AND STEEL SOLUTIONS	R 1 724,13	R	2 58,62	DRILLING OF HOLES
158	1.26.409	259569	15/09/2022	BOLT AND ENGINEERING DIST	R 1 689,12	R	2 53,37	VEHICLE REPAIRS/SPARES
159	1.26.379	259570	15/09/2022	FAIRBRIDGES WERTHEIM BECK	R 261,00	R	-	TITLE DEEDS
160	1.26.385	259571	15/09/2022	ACDC EXPRESS HERMANUS	R 1 47,00	R	22,05	ELECTRICAL ITEMS
161	1.26.369	259572	15/09/2022	OASIS WATER	R 1 217,39	R	1 82,61	WATER DISPENSER SERVICE
162	1.26.286	259573	15/09/2022	GANSBAAI BUILD IT (PTY) LTD	R 912,96	R	1 96,94	HARDWARE
163	1.26.245	259575	15/09/2022	HERMANUS OFFICE NATIONAL	R 1 127,10	R	1 68,31	STATIONERY
164	1.25.737	259576	15/09/2022	KAAP AGRI AGRIMARK LIQUOR	R 1 411,00	R	2 116,80	GRASS SEED SHADE MIX
165	1.26.313	259584	15/09/2022	OK FOODS GANSBAAI	R 869,39	R	1 30,41	FREEZER BAGS
166	1.25.030	259589	16/09/2022	KIM LUMMELI ENTERPRISE (PTY) LTD	R 1 978,01	R	-	HIKING SHOES
167	1.26.497	259590	16/09/2022	HERMANUS OFFICE NATIONAL	R 2 49,26	R	37,39	HP PRINTER INK
168	1.26.433	259592	16/09/2022	HERMANUS HARDWARE	R 1 022,61	R	1 53,39	HARDWARE
169	1.26.430	259593	16/09/2022	THANDI'S LINEN AND CATERING	R 1 100,00	R	-	CATERING
170	1.25.856	259594	16/09/2022	KAAP AGRI AGRIMARK LIQUOR	R 9 372,50	R	1 405,88	CYLINDRICAL POLES
171	1.25.789	259595	16/09/2022	NUWAY ENTERPRISES	R 3 500,00	R	525,00	SIGN BOARDS
172	1.25.657	259596	16/09/2022	EUROPA BOUERS (EUROPA WW)	R 18 000,00	R	-	TILING AT GANSBAAI ELECTRICAL OFFICES
173	1.26.418	259598	16/09/2022	GANSBAAI BUILD IT (PTY) LTD	R 765,13	R	1 14,77	HEAD LAMP
174	1.25.741	259599	16/09/2022	MEMOTEK TRADING CC	R 12 180,96	R	1 827,14	ELECTRICAL ITEMS
175	1.26.273	259601	16/09/2022	WILKOO MARKETING (PROMINE)	R 706,52	R	1 05,98	PAINT
176	1.25.847	259602	16/09/2022	NUWAY ENTERPRISES	R 2 790,00	R	418,50	CHROME/DECK BOARD
177	1.26.452	259603	16/09/2022	ALEX GRANT PHARMACY	R 90,15	R	13,52	INJURY ON DUTY MEDICATION
178	1.26.449	259604	16/09/2022	FRYHOFF ALBERT VY APTEEK CC	R 133,13	R	19,97	INJURY ON DUTY MEDICATION
179	1.26.432	259605	16/09/2022	SECMA INTERNATIONAL SECUR	R 1 115,22	R	1 67,28	INSTALLATION OF SECURITY REMOTES
180	1.25.757	259606	16/09/2022	HERMANUS OFFICE NATIONAL	R 1 161,70	R	1 74,25	STATIONERY
181	1.26.438	259610	16/09/2022	GANSBAAI BUILD IT (PTY) LTD	R 1 426,00	R	213,90	HARDWARE
182	1.24.740	259611	16/09/2022	BIDVEST WALTONS	R 299,52	R	44,93	CLEANING ITEMS
183	1.25.922	259612	16/09/2022	THE COMPUTER HUT CC	R 20 447,00	R	3 067,05	ALARM AND CAMERA INSTALLATION
184	1.25.852	259613	19/09/2022	KFC ENGINEERING & INDUSTR	R 7 250,00	R	1 087,50	PLUMBING ITEMS
185	1.25.889	259614	19/09/2022	BOTRIVIER BOEREMARK	R 12 636,00	R	1 895,40	PADLOCKS
186	1.25.958	259616	19/09/2022	KAAP AGRI AGRIMARK LIQUOR	R 7 406,90	R	1 111,04	HARDWARE
187	1.25.959	259617	19/09/2022	BOTRIVIER BOEREMARK	R 7 990,48	R	1 198,57	CARPENTRY MATERIALS
188	1.26.485	259618	19/09/2022	PPF HERMANUS	R 1 105,56	R	1 65,83	PLUMBING ITEMS
189	1.26.486	259620	19/09/2022	GANSBAAI BUILD IT (PTY) LTD	R 956,46	R	1 43,47	PLUMBING ITEMS
190	1.25.927	259621	19/09/2022	YMS MEDICAL SUPPLIES (PTY) LTD	R 17 429,83	R	2 614,48	MEDICATION
191	1.26.445	259622	19/09/2022	HERMANUS HARDWARE	R 1 664,35	R	2 89,65	HARDWARE
192	1.26.021	259624	19/09/2022	OVERBERG AGRI BEDRYWE (PTY) LTD	R 8 480,39	R	1 272,06	POWER TOOLS
193	1.26.503	259625	19/09/2022	GANSBAAI BUILD IT (PTY) LTD	R 1 478,17	R	221,73	WHEELBARROW
194	1.26.470	259626	20/09/2022	HERMANUS MOWER CENTRE	R 1 356,52	R	203,48	LAWN MOWER EQUIPMENT

#	Requisition #	Order #	Order Date	Creditor Name	Amount (Excl VAT)	VAT	Amount (Incl VAT)	Description of goods/service
195	126506	259627	20/09/2022	ALEX GRANT PHARMACY	R 1 391,13	R 208,67	R 1 599,80	MEDICAL TESTS
196	125985	259636	20/09/2022	GANSBAAI BUILD IT (PTY) LTD	R 3 944,17	R 591,63	R 4 535,80	HARDWARE
197	125910	259637	20/09/2022	BEKA SCHREDER (PTY) LTD	R 11 220,00	R 1 683,00	R 12 903,00	SPIGOT
198	125911	259638	20/09/2022	BUILDERS TRADE DEPOT	R 3 912,17	R 586,83	R 4 499,00	WATER BOILER
199	126368	259639	20/09/2022	HERMANUS HARDWARE	R 1 091,30	R 163,70	R 1 255,00	HARDWARE
200	126378	259640	20/09/2022	BUILDERS TRADE DEPOT	R 1 369,57	R 205,43	R 1 575,00	HARDWARE
201	126502	259641	20/09/2022	MORNE'S CATERING AND DECO	R 1 920,00	-	R 1 920,00	TASK CATERING
202	126435	259642	20/09/2022	OVERBERG STEEL & IRRIGATI	R 242,35	R 36,35	R 278,70	STEEL
203	126510	259643	20/09/2022	HERMANUS HARDWARE	R 695,65	R 104,35	R 800,00	HARDWARE
204	126478	259644	20/09/2022	GANSBAAI BUILD IT (PTY) LTD	R 417,38	R 62,61	R 479,99	GARDEN HOSE
205	126459	259645	20/09/2022	AJ BANDA DIEN'S GANSBAAI	R 1 220,00	R 183,00	R 1 403,00	VEHICLE REPAIRS/SPARES
206	126014	259646	20/09/2022	OFFICE TECH	R 24 878,00	R 3 731,70	R 28 609,70	STEEL TABLES & PLASTIC CHAIRS
207	126536	259647	20/09/2022	ALEX GRANT PHARMACY	R 1 611,88	R 241,78	R 1 853,66	MEDICATION
208	125915	259648	20/09/2022	BUILDERS TRADE DEPOT	R 4 954,78	R 743,22	R 5 698,00	WATER BOILER & MICROWAVE
209	125720	259649	20/09/2022	PETER BUTTNER SPORTSWEAR	R 15 200,00	R 2 280,00	R 17 480,00	POLE PROTECTORS
210	126439	259650	20/09/2022	SOLOMON'S WW	R 1 980,00	-	R 1 980,00	PAINT RAILINGS
211	126477	259651	20/09/2022	HERMANUS HARDWARE	R 685,48	R 102,52	R 786,00	ELECTRICAL ITEMS
212	125511	259652	20/09/2022	BUILDERS TRADE DEPOT	R 15 007,04	R 2 251,06	R 17 258,10	FIRE PLACE
213	124720	259653	20/09/2022	OVERBERG STEEL & IRRIGATION	R 25 030,36	R 3 734,55	R 28 764,91	GAS CYLINDER RENTALS & REFILL
214	126489	259654	20/09/2022	BUILDERS TRADE DEPOT	R 970,43	R 145,57	R 1 116,00	HARDWARE
215	125900	259656	20/09/2022	RIBBENS OFFICE NATIONAL	R 4 851,00	R 727,65	R 5 578,65	OFFICE CHAIRS
216	126579	259658	20/09/2022	REVIVE GROUP (PTY) LTD	R 13 043,48	R 1 956,52	R 15 000,00	PLOT CLEARING - HERMANUS
217	126819	259661	20/09/2022	HERMANUS OFFICE NATIONAL	R 16 113,65	R 2 417,05	R 18 530,70	SHREDDER
218	125286	259662	20/09/2022	PHAMILLI REECHA (PTY) LTD	R 15 000,00	-	R 15 000,00	PLOT CLEARING - KLENMOND
219	126361	259663	20/09/2022	HERMANUS EXTINGUISHER SER	R 950,00	R 142,50	R 1 092,50	RED SEALS
220	126227	259664	20/09/2022	BUCO HERMANUS	R 590,43	R 88,56	R 678,99	FIRST AID KIT
221	126031	259665	20/09/2022	KAAP AGRARI AGRIMARK LIQUOR	R 781,74	R 117,26	R 899,00	HEATGUN
222	126471	259666	20/09/2022	HERMANUS MOWER CENTRE	R 691,43	R 103,72	R 795,15	BLADES
223	126526	259669	20/09/2022	HERMANUS BUILD IT (PTY) LTD	R 1 665,74	R 249,86	R 1 915,60	PLUMBING ITEMS
224	126546	259670	20/09/2022	OVERBERG AGRI BEDRYWE (PT	R 511,32	R 76,70	R 588,02	HARDWARE
225	126549	259671	20/09/2022	BOLT AND ENGINEERING DIST	R 806,12	R 120,92	R 927,04	HARDWARE
226	126550	259673	20/09/2022	DE VILLIERS D	R 1 600,00	-	R 1 600,00	REPAIR SLIDING GATE
227	126548	259674	20/09/2022	VOLTEX (PTY) LTD - OVERST	R 1 153,50	R 173,03	R 1 326,53	ELECTRICAL ITEMS
228	126338	259676	21/09/2022	MICINJANA TOURS	R 1 900,00	-	R 1 900,00	TRANSPORT
229	126544	259677	21/09/2022	GILBERT'S CATERING	R 1 220,00	-	R 1 220,00	CATERING
230	126597	259678	21/09/2022	ALEX GRANT PHARMACY	R 99,93	R 14,99	R 114,92	INJURY ON DUTY MEDICATION
231	126077	259679	21/09/2022	HENCHAM	R 24 257,88	R 3 638,68	R 27 896,56	HERBICIDE
232	125903	259680	21/09/2022	IGWALAGWALA HOLDINGS (PTY) LTD	R 15 950,00	-	R 15 950,00	PRINTING OF T-SHIRTS
233	126898	259684	21/09/2022	KAAP AGRARI AGRIMARK LIQUOR	R 15 940,00	R 2 391,00	R 18 331,00	HARDWARE
234	125370	259685	21/09/2022	BOTRIVIER BOEREMARK	R 13 602,40	R 2 040,36	R 15 642,76	HEDGE TRIMMER & BLOWER

#	Requsition #	Order #	Order Date	Creditor Name	Amount (Excl VAT)	VAT	Amount (Incl VAT)	Description of goods/service
235	126553	259686	21/09/2022	ACDC EXPRESS HERMANUS	R 1 539,95	R 230,99	R 1 770,94	ELECTRICAL ITEMS
236	126566	259687	21/09/2022	GANSBAAI BUILD IT (PTY) LTD	R 1 565,03	R 234,76	R 1 799,79	HARDWARE
237	126564	259688	21/09/2022	HERMANUS HARDWARE	R 1 078,26	R 161,74	R 1 240,00	HARDWARE
238	125733	259690	21/09/2022	SKYHAWKS GENERAL DEALERS	R 1 500,00	-	R 1 500,00	LABOUR TO BUILD WALL
239	125763	259695	21/09/2022	KAAP AGRI AGRIMARK LIQUOR	R 14 585,40	R 2 187,81	R 16 773,21	STEEL
240	126534	259696	21/09/2022	GANSBAAI BUILD IT (PTY) LTD	R 1 652,09	R 247,81	R 1 899,90	HARDWARE
241	126528	259697	21/09/2022	GANSBAAI BUILD IT (PTY) LTD	R 1 683,48	R 252,52	R 1 936,00	HARDWARE
242	126535	259698	21/09/2022	ERIC BOOKER PROMOTIONS (PTY) LTD	R 1 708,35	R 256,25	R 1 964,60	HARDWARE
243	125777	259699	22/09/2022	AFRI TURF CC	R 24 800,00	R 3 720,00	R 28 520,00	WHITE LINE MARKING LIQUID
244	124861	259700	22/09/2022	FIRST INC	R 4 733,48	R 710,02	R 5 443,50	IRRIGATION
245	126148	259701	22/09/2022	BIDVEST WALTONS	R 3 575,00	R 536,25	R 4 111,25	WATER COOLER
246	126557	259702	22/09/2022	OVERBERG AGRI BEDRYWE (PTY) LTD	R 1 560,00	R 234,00	R 1 794,00	BARRIER NET
247	126529	259703	22/09/2022	ERIC BOOKER PROMOTIONS (PTY) LTD	R 365,22	R 54,78	R 420,00	REPLACE TWO STICKERS
248	126189	259718	22/09/2022	THE COMPUTER HUT CC	R 3 493,42	R 524,01	R 4 017,43	SECURITY LOCK
249	126028	259723	22/09/2022	KFC ENGINEERING & INDUSTR	R 8 400,00	R 1 260,00	R 9 660,00	STEEL
250	126604	259724	22/09/2022	KLEINMOND BUILD IT	R 1 008,26	R 151,24	R 1 159,50	HARDWARE
251	126071	259725	22/09/2022	OVERBERG AGRI BEDRYWE (PTY) LTD	R 6 688,80	R 1 003,32	R 7 692,12	CLOTHING
252	126232	259727	22/09/2022	UNIVERSAL TRADING	R 7 627,00	R 1 144,05	R 8 771,05	ELECTRICAL ITEMS
253	126197	259728	23/09/2022	RIBBENS OFFICE NATIONAL	R 1 147,50	R 172,13	R 1 319,63	CLEANING ITEMS
254	126627	259729	23/09/2022	GANSBAAI BUILD IT (PTY) LTD	R 1 304,26	R 195,64	R 1 499,90	WHEELBARROW
255	126612	259730	23/09/2022	OVERBERG SCAFFOLD & MACHI	R 1 217,39	R 182,61	R 1 400,00	HIRE OF HIGH PRESSURE WASHER
256	126578	259731	23/09/2022	ACDC EXPRESS HERMANUS	R 287,30	R 43,10	R 330,40	ELECTRICAL ITEMS
257	126666	259732	23/09/2022	GILBERT'S CATERING	R 840,00	-	R 840,00	CATERING
258	125990	259735	23/09/2022	BM POWER (PTY) LTD	R 2 277,75	R 341,66	R 2 619,41	VACUUM CLEANER
259	126210	259739	23/09/2022	BUILDERS TRADE DEPOT	R 6 330,43	R 949,57	R 7 280,00	HARDWARE
260	126665	259740	23/09/2022	SUPA QUICK HERMANUS	R 1 682,61	R 252,39	R 1 935,00	VEHICLE REPAIRS/SPARES
261	126290	259741	23/09/2022	WEILL LAZER CC	R 4 561,00	R 684,15	R 5 245,15	STATIONERY
262	126264	259742	23/09/2022	PIENAR BROTHERS (PTY) LTD	R 2 505,00	R 375,75	R 2 880,75	PPE - SHOES
263	126639	259743	23/09/2022	VEES CLEANING SOLUTIONS	R 2 000,00	-	R 2 000,00	PAINTING
264	125909	259744	23/09/2022	GANSBAAI BUILD IT (PTY) LTD	R 1 817,30	R 272,60	R 2 089,90	INUTEC BOARD
265	126307	259745	23/09/2022	GATEWAY SUPERSPAR & TOPS	R 2 699,66	-	R 2 699,66	REFRESHMENTS
266	126041	259746	23/09/2022	STYLONIC CREATIONS	R 9 715,20	-	R 9 715,20	PLAN FILING RACK
267	126011	259747	23/09/2022	BUCO HERMANUS	R 9 863,16	R 1 479,47	R 11 342,63	HARDWARE
268	126230	259748	23/09/2022	NUWAY ENTERPRISES	R 13 290,00	R 1 993,50	R 15 283,50	GALVANISED POLES
269	126622	259754	26/09/2022	KAAP AGRI AGRIMARK LIQUOR	R 743,70	R 111,56	R 855,26	BACKPACK SPRAYER
270	126600	259755	26/09/2022	HERMANUS BUILD IT (PTY) LTD	R 1 086,93	R 163,04	R 1 249,97	PAINT
271	126450	259756	26/09/2022	KAAP AGRI AGRIMARK LIQUOR	R 9 118,80	R 1 367,82	R 10 486,62	HINGES & LOCK SETS
272	126229	259757	26/09/2022	KAAP AGRI AGRIMARK LIQUOR	R 6 250,80	R 937,62	R 7 188,42	IRRIGATION
273	126447	259758	26/09/2022	NOLADA 8 (PTY) LTD	R 1 878,77	R 281,82	R 2 160,59	GUTTERS
274	126087	259760	26/09/2022	FORM'S MEDIA INDEPENDENT A	R 22 589,57	R 3 388,43	R 25 978,00	WARRANT OF ARREST PAPERS

#	Requisition #	Order #	Order Date	Creditor Name	Amount (Excl VAT)	VAT	Amount (Incl VAT)	Description of goods/service
275	126621	259761	26/09/2022	GLASSMEN HERMANUS (PTY) LTD	R 752,17	R 112,83	R 865,00	GLASS
276	126097	259763	26/09/2022	ADVANCE OFFICE SUPPLIES CC	R 6,212,68	R 931,90	R 7 144,58	STATIONERY
277	126184	259764	26/09/2022	BOTRIVIER BOEREMARK	R 383,80	R 57,57	R 441,37	PAINT MATERIALS
278	126697	259767	26/09/2022	WALKER BAY NURSERY CC	R 509,57	R 76,43	R 586,00	PLANTS
279	126669	259768	26/09/2022	HERMANUS OFFICE NATIONAL	R 1 460,35	-	R 1 460,35	REFRESHMENTS
280	126736	259771	27/09/2022	OK FOODS GANSBAAI	R 1 345,30	R 21,11	R 1366,41	REFRESHMENTS
281	126509	259772	27/09/2022	MCINJANA TOURS	R 4 800,00	-	R 4 800,00	4800 T RANSPORT TO HAOME AFFAIRS
282	126746	259779	27/09/2022	HERMANUS MOWER CENTRE	R 4 30,44	R 64,57	R 495,01	MOWING HEADS
283	126037	259780	27/09/2022	TAMBUUTI AGRICULTURAL SUPP	R 5 350,00	R 802,50	R 6 152,50	HERBICIDE
284	126569	259781	27/09/2022	KAAP AGRRI AGRIMARK LIQUOR	R 1 219,05	R 182,86	R 1401,91	DRILL BITS
285	126707	259782	27/09/2022	HERMANUS MOWER CENTRE	R 1 721,74	R 238,26	R 1 960,00	MOWING HEADS
286	126726	259783	27/09/2022	AJ BANDE DIENS GANSBAAI	R 1 685,00	R 252,75	R 1 937,75	VEHICLE REPAIRS/SPARES
287	124377	259784	27/09/2022	LUMBER & LAWN	R 4 800,66	R 720,10	R 5 520,76	LAWN MOWER EQUIPMENT
288	125901	259786	27/09/2022	DERELIZE PRINTING	R 27 800,00	-	R 27 800,00	PRINTING BROCHURES
289	126443	259788	27/09/2022	GANSBAAI BUILD IT (PTY) LTD	R 5 217,04	R 782,56	R 5 999,60	WATERPROOFING
290	125373	259790	27/09/2022	BOTRIVIER BOEREMARK	R 9 563,52	R 1 434,53	R 10 998,05	VACUUM CLEANER & MICROWAVE
291	126651	259791	27/09/2022	GANSBAAI APTEK	R 1 62,08	R 24,31	R 186,39	INJURY ON DUTY MEDICATION
292	126715	259792	27/09/2022	ST MOTORS	R 558,00	R 83,70	R 641,70	PARTS FOR GENERATOR
293	125853	259794	28/09/2022	NOLADA 8 (PTY) LTD	R 10 140,00	R 1 521,00	R 11 661,00	KEBB LAYING CLAMP
294	126111	259795	28/09/2022	INFINE TX CONNECT	R 7 050,00	R 1 057,50	R 8 107,50	COMPUTER ACCESSORIES
295	125961	259796	28/09/2022	ABERDARE CABLES (PTY) LTD	R 16 020,00	R 2 403,00	R 18 423,00	ELECTRICAL CABLE
296	126303	259815	28/09/2022	DERELIZE PRINTING	R 5 650,00	-	R 5 650,00	CLOTHING
297	126719	259816	28/09/2022	SUPA QUICK HERMANUS	R 1 504,35	R 225,65	R 1 730,00	VEHICLE REPAIRS/SPARES
298	126720	259817	28/09/2022	HERMANUS MIDAS	R 1 511,70	R 226,76	R 1 738,46	VEHICLE REPAIRS/SPARES
299	126725	259818	28/09/2022	HERMANUS MOWER CENTRE	R 1 734,35	R 260,15	R 1 994,50	VEHICLE REPAIRS/SPARES
300	126388	259821	28/09/2022	BOTRIVIER BOEREMARK	R 6 695,65	R 1 004,35	R 7 700,00	FLOOD LIGHTS
301	126625	259822	28/09/2022	SW GARDINER TOURS AND TRA	R 22 250,00	-	R 22 250,00	T RANSPORT
302	126404	259823	28/09/2022	FYNBOS LOGGING	R 22 148,00	R 3 322,20	R 25 470,20	PINE POLES
303	126613	259824	28/09/2022	HERMANUS HARDWARE	R 1 061,74	R 159,26	R 1 221,00	PLUGS
304	126677	259825	28/09/2022	HERMANUS MIDAS	R 1 162,72	R 174,41	R 1 337,13	FIRST AID KITS
305	126594	259826	28/09/2022	KAAP AGRRI AGRIMARK LIQUOR	R 1 566,61	R 234,99	R 1 801,60	HARDWARE
306	126716	259827	28/09/2022	OK FOODS GANSBAAI	R 5 36,93	-	R 5 36,93	REFRESHMENTS
307	126446	259828	28/09/2022	WALKER BAY CONCRETE PRODU	R 4 000,00	R 600,00	R 4 600,00	CONCRETE BUILDING BLOCKS
308	126296	259834	28/09/2022	RIBBENS OFFICE NATIONAL	R 1 874,28	R 281,14	R 2 155,42	STATIONERY
309	126767	259837	29/09/2022	KLEINMOND BUILD IT	R 1 161,91	R 174,29	R 1 336,20	HARDWARE
310	125384	259838	29/09/2022	DE VILLIERS D	R 16 400,00	-	R 16 400,00	MAINTENANCE WORK
311	126511	259839	29/09/2022	HERMANUS HARDWARE	R 1 342,61	R 207,39	R 1 590,00	TOOLS
312	126328	259840	29/09/2022	HERMANUS OFFICE NATIONAL	R 5 35,00	R 80,25	R 615,25	STATIONERY
313	126573	259841	29/09/2022	GANSBAAI BUILD IT (PTY) LTD	R 1 738,96	R 260,84	R 1 999,80	TOOLS
314	126456	259842	29/09/2022	HERMANUS MIDAS	R 1 189,80	R 178,47	R 1 368,27	VEHICLE REPAIRS/SPARES

#	Requisition #	Order #	Order Date	Creditor Name	Amount (Excl VAT)	VAT	Amount (Incl VAT)	Description of goods/service
315	125751	259843	29/09/2022	HERMANUS OFFICE NATIONAL	R 18 770,39	R 2 815,56	R 21 585,95	STATIONERY
316	126653	259844	29/09/2022	HERMANUS OFFICE NATIONAL	R 1 853,87	R 278,08	R 2 131,95	STATIONERY
317	126094	259845	29/09/2022	RIBBENS OFFICE NATIONAL	R 6 191,68	R 928,75	R 7 120,43	STATIONERY
318	126791	259848	29/09/2022	AI BAN DE DIENS GANSBRAAI	R 700,00	R 105,00	R 805,00	VEHICLE REPAIRS/SPARES
319	126792	259849	29/09/2022	SUPA QUICK KLEINMOND	R 575,00	R 86,25	R 661,25	VEHICLE REPAIRS/SPARES
320	126793	259850	29/09/2022	BUILDERS TRADE DEPOT	R 1 721,74	R 258,26	R 1 980,00	HARDWARE
321	126462	259851	29/09/2022	PPF HERMANUS	R 667,90	R 100,18	R 768,08	PLUMBING ITEMS
322	126417	259852	29/09/2022	BIDVEST WALTONS	R 22 881,87	R 3 432,28	R 26 314,15	STATIONERY
323	126827	259853	29/09/2022	HERMANUS OFFICE NATIONAL	R 1 981,61	R 297,24	R 2 278,85	STATIONERY
324	125876	259854	29/09/2022	PIONEER PLASTICS SUPPLIES	R 20 874,00	R 3 131,10	R 24 005,10	FUEL TANKS
325	126381	259855	29/09/2022	BUILDERS TRADE DEPOT	R 1 864,17	R 279,63	R 2 143,80	HARDWARE
326	126479	259856	29/09/2022	HORNE ERM	R 644,00	R -	R 644,00	EMBROIDERY
327	126768	259857	29/09/2022	PPF HERMANUS	R 1 266,40	R 189,96	R 1 456,36	PLUMBING ITEMS
328	126705	259860	29/09/2022	ENGELBRECHT ROOFING CC	R 1 676,70	R 251,51	R 1 928,21	STEEL
329	126771	259867	30/09/2022	KLEINMOND BUILD IT	R 781,74	R 117,26	R 899,00	PAVING
330	126392	259868	30/09/2022	BOTRIVIER BOEREMARK	R 2 530,00	R 379,50	R 2 909,50	ELECTRICAL ITEMS
331	126570	259869	30/09/2022	GANSBRAAI BUILD IT (PTY) LTD	R 3 450,87	R 517,63	R 3 968,50	BUILDERS LIME
332	126460	259870	30/09/2022	BUCOHERMANUS	R 13 245,86	R 1 986,88	R 15 232,74	TOOLS
333	126436	259872	30/09/2022	KRIGE TREE SERVICES CC	R 25 900,00	R 3 885,00	R 29 785,00	HIRE WOODCHIPPER
334	126444	259873	30/09/2022	OVERBERG AGRIBEDRYWE (PTY) LTD	R 15 680,00	R 2 352,00	R 18 032,00	CYLINDRICAL POLES
335	125732	259874	30/09/2022	SKYHAWKS GENERAL DEALERS	R 2 500,00	R -	R 2 500,00	PAINT WALL
336	126480	259875	30/09/2022	KAAP AGRIBEDRYWE LIQUOR	R 4 827,00	R 724,05	R 5 551,05	PAINT
337	125272	259876	30/09/2022	PIETER VAN DER BERG PHOTO	R 15 100,00	R -	R 15 100,00	FRAMING OF POSTERS
338	126814	259877	30/09/2022	OVERBERG STEEL & IRRIGATION	R 1 551,57	R 232,73	R 1 784,30	STEEL
<b>TOTALS</b>					<b>R 1 687 357,76</b>	<b>R 199 475,90</b>	<b>R 1 886 833,66</b>	

338

## 4.3

**SUPPLY CHAIN MANAGEMENT IMPLEMENTATION REPORT – 2022/2023:  
1<sup>st</sup> QUARTER: 01 JULY 2022 TO 30 SEPTEMBER 2022**

8/2/2

C Le Roux

Deputy Director: Finance &amp; SCM

07 October 2022

(028) 313 08107

**1. Executive Summary**

In terms of Paragraph 6(3) of Overstrand Municipality's Supply Chain Management Policy, the Municipal Manager must, within 6 business days of each quarter, submit a report on the implementation of the Supply Chain Management Policy to the Executive Mayor.

**2. Service Delivery and Budget Implementation Plan - IGNITE**

Directorate: Finance  
Department: Supply Chain Management

**3. Compliance with Strategic Priorities**

Provision of democratic, accountable and ethical governance  
Provision and maintenance of municipal services

**4. Delegated Authority**

None

**5. Legal Requirements**

Local Government: Municipal Finance Management Act, No. 56 of 2003  
Local Government: Municipal Systems Act 2000, (Act 32 of 2000)  
Overstrand Municipality's Supply Chain Management Policy dated 25 June 2008, as amended.

**6. Background/Discussion/Evaluation/Conclusion**

**Background**

The purpose of this report is to ensure that Council maintains oversight over the implementation of the Supply Chain Management Policy, specifically regarding the following:

- a) awards made for the 1<sup>st</sup> Quarter of the 2022/2023 financial year, 01 July 2022 to 30 September 2022;

- b) deviations in terms of Paragraph 36 of the Supply Chain Management Policy;
- c) minor breaches approved by the Accounting Officer in terms of Paragraph 36(2) of the Supply Chain Management Policy;
- d) the status of objections, complaints and appeals lodged; and
- e) progress made with incidences of non-compliance and irregular expenditure identified and currently undergoing investigation.

### Discussion

#### a) Bid Awards

Bids are awarded in terms of Overstrand Municipality's Supply Chain Management Policy and the preferential points system prescribed in the Preferential Procurement Policy.

Procurement transactions have been processed through the bid committee system and formal written price quotations in excess of R30 000 within the following timeframes:

Procurement Function	2022/2023 1st Quarter	2022/2023	2021/2022
Bids Processed	20	20	111
Bids processed - Average per Quarter	20	20	28
Average days from final evaluation to Bid Adjudication Committee	6	6	4
Average days from initiation to Bid Specification Committee	13	13	13
<b>Estimated Value of Awards (Rand)</b>	<b>R 53 938 379,33</b>	<b>R 53 938 379,33</b>	<b>R 417 948 561,18</b>

#### Value of all Awards

The total value of tenders and formal written price quotations more than R30 000 and written price quotations (below R30 000) awarded by the Supply Chain Management Unit for the 1<sup>st</sup> Quarter of 2022/2023:

	Operational Amount (Excluding VAT, where applicable)	Capital Amount (Excluding VAT, where applicable)	VAT @ 15%	Value of Awards (Including VAT, where applicable) for Q1
Bid Awards (20)	R 7 416 589,69	R 39 793 306,27	R 6 728 483,37	R 53 938 379,33
Quotations <R30000 (885)	R 3 924 131,26	R 0,00	R 470 445,10	R 4 394 576,36
<b>Total</b>	<b>R11 340 720,95</b>	<b>R39 793 306,27</b>	<b>R 7 198 928,47</b>	<b>R 58 332 955,69</b>

A schedule of these awards above for the 1<sup>st</sup> Quarter of 2022/2023 are attached as **Annexures A1 and A2**.

### Deviations – Paragraph 36(1)(a)

Paragraph 36(1)(a) of Overstrand Municipality's Supply Chain Management Policy allows circumstances for deviations from the procurement processes. Furthermore, the policy requires in Paragraph 36(2), that the reasons for any deviations from the procurement processes must be recorded and be reported to Council.

Deviations approved by the Accounting Officer or by the delegated officials were motivated in terms of the following categories for applications approved for the 2022/2023 year to date is compared to the 2021/2022 financial year as per the following schedule:

SCM Policy	Description	2022/2023 1 <sup>st</sup> Quarter	2022/2023 to date	2021/2022
Paragraph 36(1)(a)(i)	Emergency	0	0	16
Paragraph 36(1)(a)(ii)	Sole Provider	6	6	14
Paragraph 36(1)(a)(iii)	Special works of Art	0	0	0
Paragraph 36(1)(a)(iv)	Animals for zoos	0	0	0
Paragraph 36(1)(a)(v)	Impractical / Impossible	15	15	97
Paragraph 36(1)(a)(v)(a)	Ad-hoc repairs/ Strip& Quote	0	0	0
	<b>Total</b>	<b>21</b>	<b>21</b>	<b>127</b>

A schedule of Deviations approved in terms of Paragraphs 36(1)(a) is attached as **Annexure B**.

### Value of all Deviations awarded

The total value of deviations processed via the Supply Chain Management Unit for the 1<sup>st</sup> Quarter of 2022/2023, are as follows:

	Operational Amount (Excluding VAT, where applicable)	Capital Amount (Excluding VAT, where applicable)	VAT @ 15%	Value of Awards (Including VAT, where applicable) for Q1
Deviations (21)	R1 095 596,45	R 0,00	R 163 593,58	R 1 259 190,03

### b) Minor Breaches

The Supply Chain Management Policy states in Paragraph 36(1)(b) that the Accounting Officer may consider ratifying any minor breach of the

procurement processes by an official or committee acting in terms of delegated powers or duties which are purely of a technical nature.

No minor breaches were recorded in the 1<sup>st</sup> Quarter of 2022/2023 financial year.

**c) Objections, Complaints and Appeals**

In terms of Paragraph 49 of the SCM Policy, persons aggrieved by decisions or actions taken in the implementation of the supply chain management system, may lodge a written objection against the decision or action within 10 business days of the decision or action.

These objections must be dealt with and resolved in terms of Paragraph 50(1) of the SCM Policy. In terms of this, the Accounting Officer has appointed an 'appeals authority' which must strive to resolve all objections within 46 business days of receipt and report to the Accounting Officer on a monthly basis on the objections received, attended to and resolved in terms of Paragraph 50(3) of the Policy.

In terms of Section 62 of the Local Government: Municipal Systems Act, No. 32 of 2000, a person whose rights are affected by a decision taken by a staff member of a municipality, may appeal against that decision by giving written notice of the appeal and reasons to the municipal manager within 21 days of the date of the notification of the decision.

A schedule of all appeals, disputes, objections, queries and complaints received or dealt with during the 1<sup>st</sup> Quarter of 2022/2023, is attached as **Annexure C**.

**d) Incidences of Non-compliance and Irregular Expenditure**

In terms of Section 32(4) of the Local Government: Municipal Finance Management, Act No. 56 of 2003, the Executive Mayor, inter alia, must be made aware of all possible irregular expenditure incurred by the municipality.

A register of all incidences of irregular expenditure identified and currently undergoing investigation is attached as **Annexure D**.

**7. Financial Implications**

None

**8. Staff Implications**

None

**9. Comments from other Departments, Divisions and Administrations**

None

**10. Annexures**

Annexure A1: Schedule of Awards made through the Bid Committee system and all formal written price quotations in excess of R30 000

Annexure A2: Schedule of transactions of price quotations below R30 000

Annexure B: Schedule of Deviations from the procurement processes

Annexure C: Schedule of disputes, objections, queries, complaints and appeals received

Annexure D: Schedule of Irregular Expenditure

**RECOMMENDATION TO THE COUNCIL:**

that the activities undertaken, and outcomes achieved in the implementation of the Overstrand Municipality's Supply Chain Management Policy for the 1<sup>st</sup> Quarter of 2022/2023 **be noted**.

**RESPONSIBLE OFFICIAL :****C LE ROUX****TARGET DATE FOR IMPLEMENTATION :****TO BE NOTED**



SUPPLY CHAIN MANAGEMENT REPORT IN TERMS OF PARAGRAPH 6.9 OF THE SCM POLICY

TENDERS & FORMAL WRITTEN QUOTATIONS AWARDED TO THE BIDDER SCORING THE HIGHEST POINTS AS WELL AS TENDERS CANCELLED IN TERMS OF COUNCIL'S PREFERRED PROCUREMENT POLICY, 01 JULY 2022 TO 30 SEPTEMBER 2022: QUARTER 1

#	Tenders	Description	Distribute	Registration	Final Award	Restraints	Supplier Assessment	Duration of contract	Completion Period	Unit Price	Amount Operational	Amount Capital	VAT @ 21%	Total Amount (incl. VAT)
1.	SO189/2022	Anti-Spraying of Air Treatment Plant	Infrastructure & Planning	08-Jul-22	08-Jul-22	Cancelled - no acceptable bids received	N/A	N/A	N/A	N/A	-	-	-	-
2.	SO154/2022	Supply and Delivery of Flocks, Birds and Poultry	Contracts Services	22-Jul-22	23-Jul-22	Cancelled - due to change in circumstances, there is no longer a need for the goods / services	N/A	N/A	N/A	N/A	-	-	-	-
3.	SO344/2022	Provision of Geotechnical Services in the form of a Design and Constructing 10 June 2022	Contracts Services	08-Jul-22	08-Jul-22	Provision of Geotechnical Services and Projects	0	24 months or part thereof	30-Nov-25	Fixed	R 1 031 116,19	-	-	R 1 031 116,19
4.	SO282/2022	Term Tender for Drilling and Testing of Boreholes for Private and Secondary Industries in the Overstrand Municipal Area	Infrastructure & Planning	09-Jul-22	09-Jul-22	14 Boreholes (Pkg) L&P 10 Boreholes (Pkg) IV	Non-Complete Contract	18 months or part thereof	30-Nov-25	Fixed Rates	R 4 861 600,00	R 742 762,07	-	R 5 604 362,07
5.	SO295/2022	Appointment of Attorney for Consulting Services	Infrastructure & Planning	11-Jul-22	13-Jul-22	Drugs & Alcohol Abuse	0	6 months or part thereof	30-Nov-25	Fixed Rates	R 87 793,00	-	R 11 993,95	R 99 786,95
6.	SO184/2022	Supply and Delivery of Air Purification Units	Contracts Services	21-Jul-22	15-Jul-22	Myxoma Invasions/Control Pkg L&P	1	One-off	One-off	Fixed	R 111 041,49	-	R 38 882,22	R 149 923,71
7.	SO314/2022	Supply and Delivery of Gas Joints to Marketing Purposes	Management Services	28-Jul-22	18-Jul-22	Marketing Training 480 CC	0	One-off	One-off	Fixed Rates	R 138 000,00	-	R 26 700,00	R 164 700,00
8.	SO332/2022	Maintenance of Road	Infrastructure & Planning	22-Aug-22	22-Aug-22	River Cuts & River Flow Pkg L&P	1	24 weeks	30-Nov-25	Fixed	R 6 206 144,00	-	R 1 313 811,00	R 7 520 955,00
9.	SO334/2022	Supply and Delivery of Mastic Bitumen Sealant in Black, Web Sealing Mechanism	Contracts Services	13-Aug-22	13-Aug-22	020214488 Supply - 48kg Pkg L&P	0	10 weeks or part thereof from date of official order	One-off	Fixed	R 130 000,00	-	-	R 302 000,00
10.	SO316/2022	Supply and Delivery of 7000m <sup>2</sup> of Low Voltage Cables	Infrastructure & Planning	18-Aug-22	18-Aug-22	Low Voltage Substations (Pkg) L&P	0	3 weeks from date of official order	One-off	Fixed	R 138 160,00	-	-	R 219 512,00
11.	SO331/2022	Testing, Test, Diagnosing, and Locating a fault in a High and Low Voltage Electric Cable	Management Services	23-Aug-22	23-Aug-22	Cancelled - no acceptable bids received	N/A	N/A	N/A	N/A	-	-	-	Cancelled
12.	NO1874/2022	Delivery of Treatment Contract 6760-2022: Supply and Delivery of Chlorine for the State for the Period 1 July 2022 to 30 September 2022. (Order No. EC2101/2022: To overall Contract 6764-2022: Supply and Delivery of Chlorine for the State for the Period 1 July 2022 to 31 March 2023)	Infrastructure Services	31-Aug-22	31-Aug-22	PG Uniforms CC	N/A	3 months or part thereof	30-Sep-23	Fixed Rates	R 1 863 500,00	-	R 36 489,00	R 419 989,00
13.	SO336/2022	Appointment of a Media Agency for the Placement of Advertisements for a contract period ending 30 June 2023	Management Services	26-Aug-22	26-Aug-22	Private Mega Communications Pkg L&P	0	3 years or part thereof	30-Nov-25	Fixed Rates	R 1 210 116,00	-	-	R 441 800,00
14.	SO180/2022	Installation, Provision, Supply, Delivery and Test for Installation and Commissioning of Meter Installation, Water Billing and End User Meter Installation	Infrastructure & Planning	08-Sep-22	08-Sep-22	Supply Train Pkg L&P	0	14 months or part thereof from date of official order	30-Nov-25	Fixed Rates	R 1 108 000,00	-	-	R 1 260 200,00
15.	SO180/2022	Supply and Delivery of 60 Foot Top Load Water	Infrastructure & Planning	15-Sep-22	15-Sep-22	60 Foot Load (Pkg) L&P	1	10 weeks or part thereof	One-off	Fixed	R 188 000,00	-	-	R 35 260,00
16.	SO319/2022	Supply and Delivery of Water Pipes 600mm to the Overstrand Municipal Area	Infrastructure & Planning	23-Sep-22	23-Sep-22	Water & Sewer Pkg L&P	1	12 months or part thereof	30-Nov-25	Fixed	R -	R 16 078 260,07	-	R 2 471 703,13
17.	SO316/2022	Maintenance of Water Supply	Infrastructure & Planning	23-Sep-22	23-Sep-22	River Cuts & River Flow Pkg L&P	1	22 weeks or part thereof	30-Nov-25	Fixed	R -	R 1 071 100,00	-	R 133 886,41
18.	SO322/2022	Delivery of Bulk Water Supply	Infrastructure & Planning	23-Sep-22	23-Sep-22	River Cuts & River Flow Pkg L&P	1	18 weeks or part thereof	30-Nov-25	Fixed	R -	R 3 408 416,00	-	R 515 862,00

#	Trade #	Description	Director	Application	Final Award	Award to:	Bill of Lading	Division of Contract	Completion Period	Unit Price	Amount Operational	Amount Capital	VAI @ 10%	Total Amount (incl. VAI)				
19	103312/001	Minor Electrical Works to the Harbour Inland @ N.C.	Infrastructure & Training	05-Sep-22	05-Sep-23	Dynamis Construction Pty Ltd	0	1 month	11-Nov-23	N/A	\$	116,022,000	\$	310,022,000				
20	103344/001	Spaving Operating of Concrete, Paving and Drilling of Structural Works, Applying Mortar to Masonry Works, and Operating Mower and Brushcutter	Management Services	16-Sep-22	16-Sep-23	Essexford - Road capable sub-contractors	N/A	N/A	N/A	N/A	\$	\$	\$	Contract				
<b>Total</b>																		
											\$	7,410,500,000	\$	80,795,900,271	\$	6,729,483,371	\$	53,988,879,330



PROCUREMENT BELOW R30 000 WRITTEN QUOTATIONS IN TERMS OF COUNCIL'S PREFERENTIAL PROCUREMENT POLICY - 01 JULY 2022 TO 30 SEPTEMBER 2022: QUARTER 1

#	REQ NR	ORDER NO	ORDER DATE	CREDITOR NAME	ORDER AMOUNT - EXCL. VAT	VAT AMOUNT	ORDER AMOUNT - VAT INCL.	DESCRIPTION OF THE ORDER
1	124006	257901	04/07/2022	CABLE'S CABLING CC	R 1 739,11	R 260,87	R 1 999,98	POWER SUPPLY
2	124008	257914	04/07/2022	DSN NET SOLUTIONS (PTY) LTD	R 5 306,22	-	R 5 306,22	SCREWS AND BOLTS
3	124087	257931	05/07/2022	RJ COURIERS	R 1 620,00	R 243,00	R 1 863,00	COURIER SERVICES
4	124117	257939	06/07/2022	GILBERT'S CATERING	R 1 436,00	-	R 1 436,00	CATERING
5	124099	257948	06/07/2022	OVERBERG A GRI BEDRYWE (PTY) LTD	R 1 713,91	R 257,09	R 1 971,00	SPOTLIGHT
6	124170	257950	06/07/2022	HERMANUS MIDAS	R 922,20	R 136,33	R 1 060,53	VEHICLE REPAIRS, SPARES
7	124128	257964	07/07/2022	GANSBAAI GAS (PTY) LTD	R 808,70	R 121,30	R 930,00	REGULATOR
8	124203	257965	07/07/2022	GANSBAAI GAS (PTY) LTD	R 603,48	R 90,52	R 694,00	GAS SPARES
9	124132	257966	07/07/2022	GANSBAAI MIDAS	R 538,35	R 80,75	R 619,10	TOOLS
10	124130	257967	07/07/2022	GANSBAAI BUILD IT (PTY) LTD	R 469,48	R 70,42	R 539,90	HARDWARE
11	124136	257968	07/07/2022	BUCO HERMANUS	R 1 477,39	R 221,61	R 1 699,00	SEALANT
12	124199	257979	07/07/2022	OVERSTRAND HERALD	R 695,65	R 104,35	R 800,00	ADVERT
13	124201	257980	07/07/2022	THEMBEKA PROPERTIES (PTY)	R 750,00	R 112,50	R 862,50	ADVERT
14	124197	257983	08/07/2022	GANS-BERG NUUS	R 650,00	-	R 650,00	ADVERT
15	124156	257984	08/07/2022	WILKOO MARKETING (PROMINE)	R 1 733,12	R 259,97	R 1 993,09	PAINT
16	124082	257985	08/07/2022	ALEX GRANT PHARMACY	R 90,07	R 13,51	R 103,58	MEDICATION
17	124105	257986	08/07/2022	BURGER A DIVISION OF MEDI	R 23 500,00	R 3 525,00	R 27 025,00	ADVERT
18	124066	257987	08/07/2022	OVERSTRAND HERALD	R 2 000,00	R 300,00	R 2 300,00	ADVERT
19	124243	257993	08/07/2022	KAAP AGRILAGRIMARK LIQUOR	R 713,04	R 106,96	R 820,00	WARNING SIGNS
20	124160	257995	08/07/2022	HERMANUS OFFICE NATIONAL	R 1 167,35	-	R 1 167,35	REFRESHMENTS
21	124231	257996	08/07/2022	BUILDERS TRADE DEPOT, BUI	R 378,26	R 56,74	R 435,00	HARDWARE

#	REG NR	ORDER NO	ORDER DATE	CREDITOR'S NAME	ORDER AMOUNT - EXCL. VAT	VAT AMOUNT	ORDER AMOUNT - VAT INCL.	DESCRIPTION OF THE ORDER
22	124148	258014	08/07/2022	OVERBERG AGR BIEDRYWE (PTY) LTD	R 718,26	R 107,74	R 826,00	LOCKS
23	124065	258022	08/07/2022	OK FOODS GANSBAAI	R 1 900,59	-	R 1 900,59	REFRESHMENTS
24	124223	258024	11/07/2022	THEMBEKA PROPERTIES (PTY)	R 4 480,00	R 672,00	R 5 152,00	ADVERT
25	124240	258025	11/07/2022	WAB PRINTMEDIA (PTY) LTD	R 643,48	R 96,52	R 740,00	PRINTED BOOKS
26	124239	258026	11/07/2022	WAB PRINTMEDIA (PTY) LTD	R 834,78	R 125,22	R 960,00	PRINTED BOOKS
27	124230	258027	11/07/2022	OVERSTRAND HERALD	R 2 000,00	R 300,00	R 2 300,00	ADVERT
28	124043	258029	11/07/2022	BOTRIVER BOEREMARK	R 1 202,78	R 180,42	R 1 383,20	GAS CYLINDERS
29	124313	258031	11/07/2022	GANSBAAI ELEKTRIES	R 1 591,00	R 238,65	R 1 829,65	LIGHTING
30	124288	258032	11/07/2022	HERMANUS MIDAS	R 1 730,40	R 259,56	R 1 989,96	VEHICLE REPAIRS/SPARES
31	124298	258033	11/07/2022	ACDC EXPRESS HERMANUS	R 1 663,20	R 249,48	R 1 912,68	LED LAMPS
32	124273	258034	11/07/2022	GANSBAAI GAS (PTY) LTD	R 521,74	R 78,26	R 600,00	GAS CYLINDERS
33	124295	258035	11/07/2022	KAAP AGR AGRIMARK LIQUOR	R 1 063,23	R 159,48	R 1 222,71	BATTERY PACK
34	124303	258036	11/07/2022	BUCO HERMANUS	R 1 051,30	R 157,70	R 1 209,00	POWER TOOLS
35	124309	258037	11/07/2022	GANSBAAI BUILD IT (PTY) LTD	R 907,75	R 136,16	R 1 043,91	HARDWARE
36	124312	258039	11/07/2022	WAB PRINTMEDIA (PTY) LTD	R 643,48	R 96,52	R 740,00	PRINTED BOOKS
37	124209	258058	12/07/2022	GUTHRIE & THERON ATTORNEY	R 7 589,26	R 1 131,93	R 8 721,19	ATTORNEYS
38	124368	258060	12/07/2022	OK FOODS GANSBAAI	R 992,86	-	R 992,86	REFRESHMENTS
39	124294	258062	12/07/2022	THEMBEKA PROPERTIES (PTY)	R 3 920,00	R 588,00	R 4 508,00	ADVERT
40	124293	258063	12/07/2022	THEMBEKA PROPERTIES (PTY)	R 2 920,00	R 438,00	R 3 358,00	ADVERT
41	124283	258064	12/07/2022	OVERSTRAND HERALD	R 2 000,00	R 300,00	R 2 300,00	ADVERT
42	124304	258065	12/07/2022	GANS-BERG NUUS	R 2 000,00	-	R 2 000,00	ADVERT
43	124171	258067	12/07/2022	CINGEN TRADING CC	R 14 675,00	R 2 201,25	R 16 876,25	CALIBRATION
44	124142	258068	12/07/2022	GANSBAAI BUILD IT (PTY) LTD	R 1 644,35	R 246,65	R 1 891,00	HARDWARE
45	124301	258070	12/07/2022	ACDC EXPRESS HERMANUS	R 362,06	R 54,31	R 416,37	ELECTRICAL ITEMS
46	124361	258071	12/07/2022	ACDC EXPRESS HERMANUS	R 234,63	R 35,19	R 269,82	ELECTRICAL ITEMS
47	124357	258073	12/07/2022	GANSBAAI BUILD IT (PTY) LTD	R 1 312,95	R 196,94	R 1 509,89	SEALANTS
48	124366	258074	12/07/2022	HERMANUS MIDAS	R 1 332,70	R 199,90	R 1 532,60	VEHICLE REPAIRS/SPARES

#	REQ. NR	ORDER NO	ORDER DATE	CREDITOR NAME	ORDER AMOUNT - EXCL. VAT	VAT AMOUNT	ORDER AMOUNT - VAT INCL.	DESCRIPTION OF THE ORDER
49	124248	258090	13/07/2022	OK FOODS GANSBAAI	R 1 446,96	R 217,04	R 1 664,00	NEWSPAPERS
50	124144	258091	13/07/2022	WAB PRINTMEDIA (PTY) LTD	R 1 800,00	R 270,00	R 2 070,00	BUSINESS CARDS
51	124420	258092	13/07/2022	HERMANUS MIDAS	R 1 738,26	R 260,74	R 1 999,00	VEHICLE REPAIRS/SPARES
52	124373	258093	13/07/2022	HERMANUS OFFICE NATIONAL	R 1 739,00	R 260,85	R 1 999,85	FILES
53	124401	258094	13/07/2022	KAAP AGR/AGRIMARK LIQUOR	R 1 701,00	R 255,15	R 1 956,15	RECHARGEABLE LANTERN
54	124308	258096	13/07/2022	ACDC EXPRESS HERMANUS	R 417,41	R 62,61	R 480,02	ELECTRICAL ITEMS
55	124345	258097	13/07/2022	OVERBERG STEEL & IRRIGATION	R 419,13	R 62,87	R 482,00	STEEL
56	124438	258114	14/07/2022	SAM AND BUSIE ENTERPRISE	R 1 900,00	-	R 1 900,00	REPAIR ROOF
57	124484	258135	14/07/2022	WHALE PRINTING CC	R 990,00	R 148,50	R 1 138,50	BUSINESS CARDS
58	124094	258136	14/07/2022	FIREWIRE SYSTEMS SOLUTION	R 13 000,00	R 1 950,00	R 14 950,00	MAINTENANCE OF FIRE DETECTION
59	124456	258141	14/07/2022	GANSBAAI BUILD IT (PTY) LTD	R 1 695,48	R 254,32	R 1 949,80	PIPES AND FITTINGS
60	124432	258166	14/07/2022	SUPA QUICK KLEINMOND	R 350,00	R 52,50	R 402,50	VEHICLE REPAIRS/SPARES
61	124091	258175	14/07/2022	GANSBAAI BUILD IT (PTY) LTD	R 8 200,00	R 1 230,00	R 9 430,00	CEMENT
62	124477	258177	15/07/2022	BLINDS AND FLOORING STUDI	R 782,61	R 117,39	R 900,00	REPAIR FLOOR AND BLINDS
63	124506	258178	15/07/2022	HERMANUS MIDAS	R 551,19	R 82,68	R 633,87	VEHICLE REPAIRS/SPARES
64	124236	258185	15/07/2022	GANSBAAI BUILD IT (PTY) LTD	R 1 617,30	R 242,60	R 1 859,90	PADLOCKS
65	124511	258200	15/07/2022	GANSBAAI BUILD IT (PTY) LTD	R 537,32	R 80,60	R 617,92	HARDWARE
66	124486	258210	15/07/2022	GILBERT'S CATERING	R 1 980,00	-	R 1 980,00	CATERING
67	124483	258211	15/07/2022	HERMANUS OFFICE NATIONAL	R 1 501,43	R 225,22	R 1 726,65	OFFICE SUPPLIES
68	124539	258212	15/07/2022	OVERBERG STEEL & IRRIGATION	R 107,04	R 16,06	R 123,10	STEEL
69	124513	258213	15/07/2022	KAAP AGR/AGRIMARK LIQUOR	R 955,65	R 149,35	R 1 099,00	JACKETS
70	124452	258214	15/07/2022	NET.77 UNIT (PTY) LTD	R 1 891,80	-	R 1 891,80	RECHARGEABLE FLASHLIGHT
71	124514	258238	18/07/2022	BIDVEST WALTONS	R 1 469,98	R 220,50	R 1 690,48	STATIONERY
72	124555	258245	18/07/2022	BIDVEST WALTONS	R 216,52	R 32,48	R 249,00	WIRELESS MOUSE
73	124595	258247	19/07/2022	OVERBERG SCAFFOLD & MACHI	R 292,57	R 43,88	R 336,45	TOOL HIRE
74	124594	258248	19/07/2022	GANSBAAI BUILD IT (PTY) LTD	R 330,35	R 49,55	R 379,90	SCREWS
75	124540	258249	19/07/2022	HERMANUS MOWER CENTRE	R 430,43	R 64,57	R 495,00	MOWER SPARES

#	REQ NR	ORDER NO	ORDER DATE	CREDITOR NAME	ORDER AMOUNT - EXCL VAT	VAT AMOUNT	ORDER AMOUNT - VAT INCL	DESCRIPTION OF THE ORDER
76	124612	258255	19/07/2022	KAAP AGR/AGRI MARK LIQUOR	R 1 578,26	R 236,74	R 1 815,00	URN
77	124613	258256	19/07/2022	GANSBAAI BUILD IT (PTY) LTD	R 243,30	R 36,50	R 279,80	CUTTING DISC
78	124269	258259	19/07/2022	OFFICETECH	R 11 500,00	R 1 725,00	R 13 225,00	OFFICE CHAIRS
79	124161	258260	19/07/2022	NOLADA 8 (PTY) LTD	R 3 800,00	R 570,00	R 4 370,00	SECURITY SPIKES
80	124567	258261	19/07/2022	THEMBEKA PROPERTIES (PTY)	R 3 640,00	R 546,00	R 4 186,00	ADVERT
81	124569	258263	19/07/2022	THEMBEKA PROPERTIES (PTY)	R 3 080,00	R 462,00	R 3 542,00	ADVERT
82	124601	258265	19/07/2022	SUPA QUICK KLEINMOND	R 1 044,25	R 156,64	R 1 200,89	VEHICLE REPAIRS,SPARES
83	124250	258266	19/07/2022	OK FOODS GANSBAAI	R 681,90	-	R 681,90	REFRESHMENTS
84	124459	258267	19/07/2022	GANSBAAI BUILD IT (PTY) LTD	R 939,09	R 140,86	R 1 079,95	SEALANT
85	124666	258268	19/07/2022	GANSBAAI BUILD IT (PTY) LTD	R 1 563,91	R 234,59	R 1 798,50	CONCRETE BLOCKS
86	124546	258284	20/07/2022	GANSBAAI BUILD IT (PTY) LTD	R 973,76	R 146,06	R 1 119,82	SMALL TOOLS
87	124134	258287	20/07/2022	BOTRIVER BOEREMARK	R 4 880,76	R 732,11	R 5 612,87	BIDUM
88	124262	258293	20/07/2022	DRIET ENVIRONMENTAL (PTY)	R 11 992,40	R 1 798,86	R 13 791,26	SPILL KIT
89	124646	258295	20/07/2022	HERMANUS MIDAS	R 1 654,37	R 248,15	R 1 902,52	VEHICLE REPAIRS,SPARES
90	124647	258296	20/07/2022	OVERBERG STEEL & IRRIGATION	R 1 586,70	R 238,01	R 1 824,71	STEEL
91	124150	258300	21/07/2022	KAAP AGR/AGRI MARK LIQUOR	R 20 961,20	R 3 144,18	R 24 105,38	FENCING MATERIAL
92	124319	258314	21/07/2022	VUYANI ELECTRICAL SUPPLIE	R 12 300,00	R 1 845,00	R 14 145,00	RUBBER MATS
93	124354	258315	21/07/2022	GANSBAAI BUILD IT (PTY) LTD	R 334,75	R 50,21	R 384,96	SMALL TOOLS
94	124389	258316	21/07/2022	INTROSTAT (PTY) LTD	R 1 480,00	R 222,00	R 1 702,00	PATCHLEADS
95	124284	258317	21/07/2022	YELLOW MANGO TRADING CC	R 445,00	R 66,75	R 511,75	TRIPOD
96	124336	258319	21/07/2022	LUMBER & LAWN	R 2 712,72	R 406,91	R 3 119,63	GARDENING ACCESSORIES
97	124355	258320	21/07/2022	ACDC EXPRESS HERMANUS	R 2 142,60	R 321,39	R 2 463,99	ELECTRICAL ITEMS
98	124167	258321	21/07/2022	OFFICETECH	R 4 655,77	R 698,37	R 5 354,14	STATIONERY
99	124286	258330	21/07/2022	YELLOW MANGO TRADING CC	R 689,00	R 103,35	R 792,35	BACKPACK
100	124631	258336	21/07/2022	HERMANUS EXTINGUISHER SER	R 1 600,00	R 240,00	R 1 840,00	HOSE CABINET
101	124715	258338	21/07/2022	HERMANUS MIDAS	R 275,01	R 41,25	R 316,26	VEHICLE REPAIRS,SPARES
102	124718	258339	21/07/2022	HERMANUS OFFICE NATIONAL	R 1 538,26	R 230,74	R 1 769,00	STATIONERY

#	REQ NR	ORDER NO.	ORDER DATE	CREDITOR NAME	ORDER AMOUNT - EXCL. VAT	VAT AMOUNT	ORDER AMOUNT - VAT INCL.	DESCRIPTION OF THE ORDER
103	124711	258340	21/07/2022	AI BANDEIENS GANSBAAI	R 1 629,00	R 244,35	R 1 873,35	VEHICLE REPAIRS/SPARES
104	124713	258341	21/07/2022	RPE ELECTRICAL WHOLESALER	R 553,00	-	R 553,00	ELECTRICAL ITEMS
105	124095	258342	21/07/2022	N AND N CONSTRUCTION (PTY	R 21 999,00	-	R 21 999,00	AREA CLEANING
106	124242	258343	21/07/2022	BOTRIVIER BOERMARK	R 5 740,00	R 861,00	R 6 601,00	SPAGOTS
107	124692	258345	21/07/2022	KLEINMOND BUILD IT	R 1 706,43	R 255,96	R 1 962,39	NAILS AND SCREWS
108	124334	258346	22/07/2022	OK FOODS GANSBAAI	R 4 866,63	R 729,99	R 5 596,62	CLEANING ITEMS
109	124743	258347	22/07/2022	GANSBAAI BUILD IT (PTY) LTD	R 1 476,26	R 221,44	R 1 697,70	HARDWARE
110	124739	258348	22/07/2022	BIDVEST WALTONS	R 1 575,13	R 236,27	R 1 811,40	STATIONERY
111	124735	258349	22/07/2022	HERMANUS OFFICE NATIONAL	R 234,96	R 35,24	R 270,20	STATIONERY
112	124635	258350	22/07/2022	THE COLOUR BOX CC	R 1 175,60	R 176,34	R 1 351,94	PAINT
113	124125	258351	22/07/2022	OVERBERG AGRI BEDRYWE (PTY) LTD	R 4 990,00	R 748,50	R 5 738,50	POWER TOOLS
114	124742	258352	22/07/2022	OVERBERG AGRI BEDRYWE (PTY) LTD	R 339,13	R 50,87	R 390,00	GATE WHEEL
115	124090	258367	22/07/2022	TAMBUTI AGRICULTURAL SUPP	R 21 600,00	R 3 240,00	R 24 840,00	HERBICIDE
116	124374	258368	22/07/2022	BOLT AND ENGINEERING DIST	R 2 400,00	R 360,00	R 2 760,00	SAFETY VEST
117	124427	258369	22/07/2022	BOLT AND ENGINEERING DIST	R 4 451,29	R 667,69	R 5 118,98	POWER TOOLS
118	124772	258370	25/07/2022	GANSBAAI BUILD IT (PTY) LTD	R 1 737,29	R 260,59	R 1 997,88	SMALL TOOLS
119	124667	258371	25/07/2022	HERMANUS HARDWARE	R 1 281,74	R 192,26	R 1 474,00	SMALL TOOLS
120	124668	258372	25/07/2022	VOLTEX (PTY) LTD - OVERST	R 180,59	R 27,09	R 207,68	TEST LEAD
121	124405	258373	25/07/2022	NOLADA 8 (PTY) LTD	R 11 669,30	R 1 750,39	R 13 419,69	SPIKE ANTI BIRD
122	124337	258375	25/07/2022	BUILDERS TRADE DEPOT, BUI	R 2 379,13	R 356,87	R 2 736,00	PINE POLES
123	124340	258376	25/07/2022	BUILDERS TRADE DEPOT, BUI	R 2 023,05	R 303,55	R 2 327,20	SEALANT
124	124292	258377	25/07/2022	CTM HERMANUS	R 25 995,30	R 3 899,30	R 29 894,60	TILES
125	124689	258378	25/07/2022	VAN DYK & ASSOCIATES INC	R 3 120,87	R 468,13	R 3 589,00	LAND SURVEY
126	124817	258381	25/07/2022	OFFKETECH	R 1 172,40	R 175,86	R 1 348,26	STATIONERY
127	124807	258382	25/07/2022	WIJKOO MARKETING (PROMINE	R 1 733,12	R 259,97	R 1 993,09	PAINT
128	124460	258383	25/07/2022	FLO SPECIALIZED PRODUCTS	R 2 680,00	R 402,00	R 3 082,00	ELECTRICIAN'S TOOLS
129	124394	258384	25/07/2022	OTTO SIGNS (PTY) LTD	R 18 181,00	R 2 727,15	R 20 908,15	ROAD SIGNS

#	REQ. NR	ORDER NO	ORDER DATE	CREDITOR NAME	ORDER AMOUNT - EXCL. VAT	VAT AMOUNT	ORDER AMOUNT - VAT INCL.	DESCRIPTION OF THE ORDER
130	124356	258385	25/07/2022	LOCO ELECTRICAL WHOLESALE	R 4 800,00	R 720,00	R 5 520,00	CABLE TRUNKING
131	124744	258386	25/07/2022	GANSBAAI BUILD IT (PTY) LTD	R 1 217,30	R 182,60	R 1 399,90	GUN SAFE
132	124791	258387	25/07/2022	BIDVEST WALTONS	R 1 434,00	R 215,10	R 1 649,10	BATTERIES
133	124827	258388	25/07/2022	HERMANUS OFFICE NATIONAL	R 542,43	R 81,37	R 623,80	STATIONERY
134	124428	258402	26/07/2022	GANSBAAI BUILD IT (PTY) LTD	R 7 999,82	R 1 199,97	R 9 199,79	SMALL TOOLS
135	124614	258405	26/07/2022	HERMANUS OFFICE NATIONAL	R 3 122,30	R 468,35	R 3 590,65	STATIONERY
136	124512	258406	26/07/2022	WELL LAZER CC	R 4 290,00	R 649,50	R 4 933,50	POWER TOOL
137	124510	258407	26/07/2022	OFFICETECH	R 6 506,95	R 976,04	R 7 482,99	STATIONERY
138	124876	258414	26/07/2022	GANSBAAI BUILD IT (PTY) LTD	R 1 643,39	R 246,51	R 1 889,90	SEALANT
139	124641	258415	26/07/2022	GANSBAAI BUILD IT (PTY) LTD	R 1 563,04	R 234,46	R 1 797,50	BRICKS
140	124842	258416	26/07/2022	BUILDERS TRADE DEPOT, BUI	R 1 576,52	R 236,48	R 1 813,00	VARNISH
141	124893	258417	26/07/2022	GANSBAAI ELETRIES	R 1 159,63	R 173,95	R 1 333,58	ELECTRICAL ITEMS
142	124840	258418	26/07/2022	BD FURNISHERS KLEINMOND C	R 1 391,30	R 208,70	R 1 600,00	ELECTRIC KETTLE
143	124870	258419	26/07/2022	FLO-RITE IRRIGATION CC	R 354,78	R 53,22	R 408,00	REPAIR IRRIGATION
144	124936	258420	26/07/2022	GILBERT'S CATERING	R 1 980,00	R -	R 1 980,00	PLATTERS
145	124843	258430	27/07/2022	KAAP AGRIMARK LIQUOR	R 1 686,09	R 252,91	R 1 939,00	WATER TANK
146	124806	258431	27/07/2022	BUILDERS TRADE DEPOT, BUI	R 1 041,74	R 156,26	R 1 198,00	TOOLBOX
147	124844	258432	27/07/2022	HERMANUS BUILD IT (PTY) LTD	R 869,48	R 130,42	R 999,90	DOUBLE SINK
148	124770	258433	27/07/2022	ERIC BOOKER PROMOTIONS (PTY) LTD	R 1 583,48	R 237,52	R 1 821,00	HARDWARE
149	124691	258440	27/07/2022	GANSBAAI BUILD IT (PTY) LTD	R 1 447,67	R 217,15	R 1 664,82	HARDWARE
150	124637	258441	27/07/2022	KOLIE NEL EN DOGTERS (PTY)	R 14 175,00	R -	R 14 175,00	DOG FOOD
151	124475	258442	27/07/2022	GANSBAAI BUILD IT (PTY) LTD	R 1 043,30	R 156,50	R 1 199,80	HARDWARE
152	124737	258443	27/07/2022	HERMANUS EXTINGUISHER SER	R 560,00	R 84,00	R 644,00	SERVICE FIRE EXTINGUISHERS
153	124801	258444	27/07/2022	FYNBOS LOGGING	R 521,00	R 78,15	R 599,15	PLANKS
154	124478	258445	27/07/2022	GANSBAAI BUILD IT (PTY) LTD	R 339,04	R 50,86	R 389,90	HEADPART
155	124265	258446	27/07/2022	GANSBAAI BUILD IT (PTY) LTD	R 21 112,08	R 3 166,81	R 24 278,89	HARDWARE
156	124636	258447	27/07/2022	BOLAND SPORTS CC	R 4 773,91	R 716,09	R 5 490,00	STARTER CAPS

#	REQ NR	ORDER NO	ORDER DATE	CREDITOR NAME	ORDER AMOUNT - EXCL. VAT	VAT AMOUNT	ORDER AMOUNT - VAT INCL.	DESCRIPTION OF THE ORDER
157	124889	258448	27/07/2022	CONNOR REECE CIVILS AND E	R 1 950,00	R -	R 1 950,00	MACHINE PRESSURE DRILL
158	124920	258449	27/07/2022	KLEINMOND BOUHANDEL	R 1 664,35	R 249,65	R 1 914,00	PROTECTIVE CLOTHING - GLOVES
159	124799	258450	27/07/2022	GLASSMEN HERMANUS (PTY) LTD	R 234,78	R 35,22	R 270,00	GLASS
160	124816	258462	27/07/2022	HERMANUS HARDWARE	R 1 487,83	R 223,17	R 1 711,00	SMALL TOOLS
161	124863	258467	27/07/2022	MY DESIGN	R 1 691,30	R 253,70	R 1 945,00	CHROMADEK SIGNS
162	124778	258468	28/07/2022	MY DESIGN	R 1 739,13	R 260,87	R 2 000,00	CHROMADECK SIGN
163	124688	258470	28/07/2022	HS METALWORKS	R 2 000,00	R -	R 2 000,00	CAMERA STAND
164	124900	258471	28/07/2022	BIDVEST WALTONS	R 725,00	R 108,75	R 833,75	REPAIR WATER MACHINE
165	124890	258472	28/07/2022	GANSBAAI BUILD IT (PTY) LTD	R 695,57	R 104,33	R 799,90	MIXER TAP
166	124590	258473	28/07/2022	ACDC EXPRESS HERMANUS	R 2 989,60	R -448,44	R 3 438,04	ELECTRICAL ITEMS
167	124534	258474	28/07/2022	MEMOTEK TRADING CC	R 13 342,16	R 2 001,32	R 15 343,48	SMALL TOOLS
168	124602	258477	28/07/2022	JENNI CORY GRAPHIC DESIGN	R 16 400,00	R -	R 16 400,00	GRAPHIC DESIGN
169	124955	258490	28/07/2022	VAN DYK & ASSOCIATES INC	R 14 825,00	R 2 160,00	R 16 985,00	SURVEY
170	124412	258491	28/07/2022	GATEWAY SUPERSPAR & TOPS	R 1 565,85	R -	R 1 565,85	REFRESHMENTS
171	124598	258492	28/07/2022	MEMOTEK TRADING CC	R 2 519,57	R 377,94	R 2 897,51	SMALL TOOLS
172	125051	258496	28/07/2022	BASSON WERKS DRAG WORKWEAR	R 650,95	R 97,64	R 748,59	PROTECTIVE CLOTHING - SHOES
173	124984	258497	28/07/2022	RPE ELECTRICAL WHOLESALE	R 1 489,25	R -	R 1 489,25	ELECTRICAL ITEMS
174	125000	258498	28/07/2022	KAAP AGRICULTURAL LIQUOR	R 1 311,07	R 196,66	R 1 507,73	CLAMP METER
175	124916	258500	28/07/2022	HERMANUS HARDWARE	R 1 041,74	R 156,26	R 1 198,00	SMALL TOOLS
176	124706	258501	28/07/2022	OVERBERG AGRICULTURAL LIQUOR	R 6 240,00	R 936,00	R 7 176,00	PINE POLES
177	124999	258502	28/07/2022	VEES CLEANING SOLUTIONS	R 2 000,00	R -	R 2 000,00	REPAIR CRACKS
178	124660	258503	28/07/2022	TECHRON DISTRIBUTORS CC	R 1 780,00	R 267,00	R 2 047,00	DRAIN RODS
179	125055	258520	29/07/2022	FUNCTION HIRE.COM	R 765,20	R 114,78	R 879,98	TABLE CLOTHS
180	125007	258538	29/07/2022	HERMANUS MIDAS	R 1 422,37	R 213,35	R 1 635,72	VEHICLE REPAIR/SPARES
181	124549	258539	29/07/2022	FLO SPECIALIZED PRODUCTS	R 13 907,00	R 2 086,05	R 15 993,05	LIFTING EQUIPMENT
182	125009	258540	29/07/2022	AJ BANDEDIENS GANSBAAI	R 1 350,00	R 202,50	R 1 552,50	VEHICLE REPAIR/SPARES
183	125048	258542	29/07/2022	OK FOODS GANSBAAI	R 1 638,74	R 245,81	R 1 884,55	CLEANING ITEMS

#	REQ NR	ORDER NO	ORDER DATE	CREDITOR NAME	ORDER AMOUNT - EXCL VAT	VAT AMOUNT	ORDER AMOUNT - VAT INCL	DESCRIPTION OF THE ORDER
184	125021	258548	29/07/2022	BIDVEST WALTONS	R 126,66	R 19,00	R 145,66	STATIONERY
185	125012	258553	29/07/2022	OVERBERG AGRU BEDRYWE (PTY) LTD	R 352,17	R 52,83	R 405,00	SMALL TOOLS
186	124686	258555	29/07/2022	FLO SPECIALIZED PRODUCT	R 2 645,00	R 396,75	R 3 041,75	INSULATION TESTER
187	124760	258562	29/07/2022	GANSBAAI BUILDIT (PTY) LTD	R 2 521,72	R 378,26	R 2 899,98	DOORS
188	124759	258563	29/07/2022	GANSBAAI BUILDIT (PTY) LTD	R 2 199,97	R 330,00	R 2 529,97	WHEELBARROW
189	124640	258564	29/07/2022	SOLOMONS MW	R 2 000,00	-	R 2 000,00	VARNISH BRIDGE
190	124717	258566	29/07/2022	GANSBAAI GAS (PTY) LTD	R 13 434,80	R 2 015,22	R 15 450,02	GAS REFILL
191	125045	258567	29/07/2022	OK FOODS GANSBAAI	R 7 901,26	R 1 093,52	R 8 994,78	REFRESHMENTS
192	125083	258568	29/07/2022	GILBERTS CATERING	R 550,00	-	R 550,00	BOUQUET OF FLOWERS
193	124114	258569	29/07/2022	KRIGE TREE SERVICES CC	R 6 800,00	R 1 020,00	R 7 820,00	TREE FELLING
194	124828	258570	29/07/2022	BUJO HERMANUS	R 1 614,78	R 242,22	R 1 857,00	SMALL TOOLS
195	124983	258571	29/07/2022	HERMANUS OFFICE NATIONAL	R 1 556,24	R 233,44	R 1 789,68	STATIONERY
196	124215	258355	20220706	RJ COURIERS	R 10 434,79	R 1 565,21	R 12 000,00	COURIER SERVICES FOR JULY 2022 - JUNE 2023 FOR DELIVERY OF FACE VALUE FORMS
197	124168	258379	20220706	RJ COURIERS	R 4 347,83	R 652,17	R 5 000,00	BULK ORDER-TRANSPORT OF WATER METERS & OTHER MATERIALS TO & FROM MUNICIPALITY TO SUPPLIER & BACK
198	124169	258380	20220706	PRECISION METERS (PTY) LTD	R 24 859,00	R 3 728,85	R 28 587,85	TESTING OF WATER METER 15MM
199	124568	258461	20220715	BEKA SCHREDER (PTY) LTD	R 12 520,00	R 1 878,00	R 14 398,00	OUTREACH-WOODEN POLE 1000X428E, HOT-DIPPED
200	124172	258504	20220706	BOLAND TOILET SERVICES (PTY) LTD	R 18 914,79	R 2 837,22	R 21 752,01	HIRE OF CHEMICAL FLUSH TOILET FOR 12 MONTHS FOR HERMANUS GRAVEYARD-TO BE SERVICED X2 PER WEEK
201	124119	258137	20220706	GANSBAAI BUILDIT (PTY) LTD	R 1 756,15	R 263,35	R 2 019,50	POLYCLOSURES 1BR PAIR
202	124126	258155	20220706	BOTRIVIER BOEMERK	R 2 750,88	R 412,63	R 3 163,51	LEVEL ULUM SPIRIT 300M 3 VIAL BI
203	124068	258209	20220704	ARCH ACTUARIAL CONSULTING CC	R 16 100,00	R 2 415,00	R 18 515,00	ACTUARIAL VALUATION OF LONG SERVICE AWARDS AND POST-EMPLOYMENT HEALTH CARE BENEFITS
204	124655	258475	20220719	LOCO ELECTRICAL WHOLESALERS (PTY) LTD	R 13 579,46	R 2 036,92	R 15 616,38	SUPER BRIGHT LED RECHARGEABLE SPOTLIGHT OR EQUIVALENT
205	124440	258476	20220713	MEMOTEK TRADING CC	R 6 268,91	R 940,33	R 7 209,24	TWIN DUAL NAVIGATION LIGHTS - INCLUDING BUILDS, BRACKETS & FASTENERS
206	125111	258572	01/08/2022	HERMANUS MIDAS	R 174,68	R 26,20	R 200,88	VEHICLE REPAIR/SPARES
207	125112	258573	01/08/2022	FLO-RITE IRRIGATION CC	R 1 690,43	R 253,57	R 1 944,00	NON-RETURN VALVE
208	125081	258581	01/08/2022	BUILDERS TRADE DEPOT	R 1 317,39	R 197,61	R 1 515,00	SMALL TOOLS

#	REQ NR	ORDER NO	ORDER DATE	CREDITOR NAME	ORDER AMOUNT - EXCL VAT	VAT AMOUNT	ORDER AMOUNT - VAT INCL	DESCRIPTION OF THE ORDER
209	125092	258582	01/08/2022	PPF HERMANUS	R 1 673,20	R 250,98	R 1 924,18	PLUMBING MATERIAL
210	125093	258583	01/08/2022	KAAP AGR LAGRIMARK LIQUOR	R 604,24	R 90,64	R 694,88	HERBICIDE
211	125091	258584	01/08/2022	BUILDERS TRADE DEPOT	R 826,09	R 123,91	R 950,00	SPRAY POLISH
212	124888	258585	01/08/2022	HERMANUS OFFICE NATIONAL	R 1 630,45	R 244,57	R 1 875,02	STATIONERY
213	125090	258586	01/08/2022	GANSBAAI ELEKTRIES	R 1 153,74	R 173,06	R 1 326,80	ELECTRICAL ITEMS
214	124898	258587	01/08/2022	THE MBEKA PROPERTIES (PTY) LTD	R 5 600,00	R 840,00	R 6 440,00	ERF 321 SANDBAAL
215	124980	258588	01/08/2022	HERMANUS HARDWARE	R 1 605,22	R 240,78	R 1 846,00	SMALL TOOLS
216	124786	258589	01/08/2022	HERMANUS OFFICE NATIONAL	R 2 214,29	R 332,14	R 2 546,43	STATIONERY
217	124648	258590	01/08/2022	OFFICETECH	R 5 349,00	R 802,35	R 6 151,35	OFFICE FURNITURE
218	124599	258591	01/08/2022	NOLADA 8 (PTY) LTD	R 13 753,43	R 2 063,01	R 15 816,44	SMALL TOOLS
219	124795	258595	01/08/2022	NUWAY ENTERPRISES	R 21 290,00	R 3 193,50	R 24 483,50	ROAD SIGNS
220	124981	258596	01/08/2022	BUILDERS TRADE DEPOT	R 1 391,30	R 208,70	R 1 600,00	POWER TOOL
221	125058	258597	02/08/2022	BUILDERS TRADE DEPOT	R 1 387,83	R 208,17	R 1 596,00	FAN HEATERS
222	125019	258598	02/08/2022	GANSBAAI BUILDIT (PTY) LTD	R 1 547,79	R 232,17	R 1 779,96	TOOLS
223	124906	258599	02/08/2022	BUILDERS TRADE DEPOT	R 5 252,17	R 787,83	R 6 040,00	WELDED MESH
224	124390	258600	02/08/2022	VIRGIL APPEL BOUERS	R 26 300,00	-	R 26 300,00	REPLACE DOORS
225	124837	258601	02/08/2022	SIPHAMBILI ELECTRICAL AN	R 5 124,57	R 768,69	R 5 893,26	ELECTRICIAN'S TOOLS
226	124722	258602	02/08/2022	BIDVEST WALTONS	R 17 675,23	R 2 651,28	R 20 326,51	STATIONERY
227	125096	258603	02/08/2022	HERMANUS HARDWARE	R 1 595,65	R 239,35	R 1 835,00	SMALL TOOLS
228	125132	258604	02/08/2022	BUILDERS TRADE DEPOT	R 833,91	R 125,09	R 959,00	ROPE
229	125133	258605	02/08/2022	RC SUPPLIERS	R 1 198,00	R 179,70	R 1 377,70	WATER FILTERS
230	125130	258606	02/08/2022	SI HERHOLDT FURNITURES TO	R 748,70	R 112,30	R 861,00	VACUUM BAGS
231	125137	258607	02/08/2022	KAAP AGR LAGRIMARK LIQUOR	R 522,40	R 78,36	R 600,76	FIRE BLANKET
232	124638	258608	02/08/2022	KOLIE NIEL EN DOGTERS (PTY) LTD	R 17 155,69	-	R 17 155,69	K9 MEDICATION AND GROOMING
233	125108	258609	02/08/2022	BIDVEST WALTONS	R 55,80	R 8,37	R 64,17	MAGIC TAPE
234	124969	258611	02/08/2022	OVERBERG AGR BEDRYWE (PTY) LTD	R 1 704,36	R 255,65	R 1 960,01	MOWER SPARES
235	125056	258612	02/08/2022	HERMANUS HARDWARE	R 1 725,22	R 258,78	R 1 984,00	SMALL TOOLS
236	125172	258613	02/08/2022	HERMANUS MIDAS	R 174,68	R 26,20	R 200,88	VEHICLE REPAIRS/SPARES
237	124789	258615	02/08/2022	KLEINMOND BUILD IT	R 3 059,13	R 458,87	R 3 518,00	FENCING MATERIAL
238	124787	258616	02/08/2022	BUCO HERMANUS	R 7 826,10	R 1 173,92	R 9 000,02	GARDEN TOOLS
239	124716	258617	02/08/2022	HERMANUS OFFICE NATIONAL	R 381,57	R 57,23	R 438,80	STATIONERY
240	124462	258619	02/08/2022	OK FOODS GANSBAAI	R 1 485,88	R 222,88	R 1 708,76	CLEANING ACCESSORIES
241	124777	258620	02/08/2022	THANDI'S LINEN AND CATERI	R 1 350,00	-	R 1 350,00	CATERING
242	125079	258632	05/08/2022	BUILDERS TRADE DEPOT	R 1 077,41	R 161,61	R 1 239,02	HARDWARE
243	125080	258633	05/08/2022	BUCO HERMANUS	R 1 498,20	R 224,73	R 1 722,93	SMALL TOOLS
244	125077	258636	05/08/2022	HERMANUS OFFICE NATIONAL	R 272,85	R 40,93	R 313,78	STATIONERY

#	REQ NR	ORDER NO	ORDER DATE	CREDITOR NAME	ORDER AMOUNT - EXCL VAT	VAT AMOUNT	ORDER AMOUNT - VAT INCL	DESCRIPTION OF THE ORDER
245	124773	258637	03/08/2022	HERMANUS BUILD IT (PTY) LTD	R 13 913,48	R 2 087,02	R 16 000,50	HARDWARE
246	124732	258638	03/08/2022	KAAP AGRI AGRIMARK LIQUOR	R 2 459,99	R 369,00	R 2 828,99	CLOTHING
247	124481	258639	03/08/2022	HERMANUS OFFICE NATIONAL	R 5 628,74	R 844,31	R 6 473,05	STATIONERY
248	125103	258642	03/08/2022	HERMANUS MIDAS	R 1 674,40	R 251,16	R 1 925,56	RUBBER MATS
249	125167	258648	03/08/2022	HANDLE THIS	R 1 369,57	R 205,43	R 1 575,00	HANDLES
250	125161	258651	03/08/2022	HERMANUS BUILD IT (PTY) LTD	R 1 325,03	R 198,75	R 1 523,78	SCREWS AND NAILS
251	125162	258652	03/08/2022	HERMANUS MOWER CENTRE	R 1 730,00	R 259,50	R 1 989,50	MOWER SPARES
252	125150	258654	03/08/2022	BIDVEST WALTONS	R 1 367,83	R 205,17	R 1 573,00	STATIONERY
253	124507	258655	03/08/2022	HERMANUS OFFICE NATIONAL	R 21 370,32	R 3 205,38	R 24 576,10	STATIONERY
254	124551	258656	03/08/2022	THE COMPUTER HUT CC	R 24 956,52	R 3 743,48	R 28 700,00	UNDERGROUND MOLING
255	124753	258658	03/08/2022	RIGTECH SERVICES	R 3 995,00	R 599,25	R 4 594,25	MOBILE TRUCK RENTAL
256	125124	258659	03/08/2022	FLO-RITE IRRIGATION CC	R 1 337,13	R 200,57	R 1 537,70	IRRIGATION REPAIRS
257	124796	258660	03/08/2022	BUILDERS TRADE DEPOT	R 5 857,04	R 878,56	R 6 735,60	WHEEL BARROW
258	124808	258661	03/08/2022	KAAP AGRI AGRIMARK LIQUOR	R 5 610,00	R 841,50	R 6 451,50	BIDUM
259	124829	258662	03/08/2022	BUILDERS TRADE DEPOT	R 2 921,74	R 438,26	R 3 360,00	POWER TOOLS
260	125191	258664	04/08/2022	HERMANUS MIDAS	R 873,60	R 131,04	R 1 004,64	LED WORKLIGHT
261	124437	258666	04/08/2022	BUCO HERMANUS	R 16 215,00	R 2 432,25	R 18 647,25	INTERLOCKING TILES
262	124164	258667	04/08/2022	WIRGIL APPEL BOUERS	R 7 600,00	-	R 7 600,00	REPAIR SIDEWALK
263	124387	258668	04/08/2022	PLUMBINK SA (PTY) LTD	R 9 608,00	R 1 441,20	R 11 049,20	HYDROBOIL
264	124820	258669	04/08/2022	HERMANUS BUILD IT (PTY) LTD	R 13 043,30	R 1 956,50	R 14 999,80	SHUTTERPLY
265	125208	258670	04/08/2022	HERMANUS MOWER CENTRE	R 1 739,06	R 260,86	R 1 999,92	CHAINSAW SPARES
266	124592	258672	04/08/2022	PPF HERMANUS	R 8 862,72	R 1 329,41	R 10 192,13	HYDROBOIL
267	125179	258674	04/08/2022	SUPA QUICK KLEINMOND	R 402,50	R 60,38	R 462,88	VEHICLE REPAIR/SPARES
268	125153	258675	04/08/2022	BUILDERS TRADE DEPOT	R 773,91	R 116,09	R 890,00	SMALL TOOLS
269	125193	258677	04/08/2022	BIDVEST WALTONS	R 1 660,00	R 249,00	R 1 909,00	VACUUM CLEANER
270	125196	258678	04/08/2022	BUILDERS TRADE DEPOT	R 1 085,22	R 162,78	R 1 248,00	SMALL TOOLS
271	125197	258679	04/08/2022	BUCO HERMANUS	R 78,25	R 11,74	R 89,99	FUNNEL
272	125154	258682	04/08/2022	HERMANUS BUILD IT (PTY) LTD	R 869,48	R 130,42	R 999,90	DOUBLE SINK
273	125245	258695	04/08/2022	BIDVEST WALTONS	R 205,42	R 30,81	R 236,23	STAMP
274	125202	258696	04/08/2022	KAAP AGRI AGRIMARK LIQUOR	R 1 478,26	R 221,74	R 1 700,00	BOOTS
275	125152	258697	04/08/2022	BUCO HERMANUS	R 756,45	R 113,47	R 869,92	SPRAYPAINT
276	124591	258698	04/08/2022	AMOROC DOORS	R 3 965,22	R 594,78	R 4 560,00	REPAIR MAG LOCK
277	124803	258699	04/08/2022	ADVANCE OFFICE SUPPLIES CC	R 3 488,00	R 523,20	R 4 011,20	BAT TERIES
278	125177	258710	05/08/2022	AI BANDEDIENS GANSBAAI	R 1 620,00	R 243,00	R 1 863,00	VEHICLE REPAIRS/SPARES
279	125180	258711	05/08/2022	BUILDERS TRADE DEPOT	R 365,22	R 54,78	R 420,00	LED LIGHTS
280	125199	258716	05/08/2022	PPF HERMANUS	R 1 572,50	R 235,88	R 1 808,38	PUMBING ITEMS
281	125200	258717	05/08/2022	ERIC BOOKER PROMOTIONS (PTY) LTD	R 982,61	R 147,39	R 1 130,00	STICKERS
282	125254	258718	05/08/2022	HERMANUS MIDAS	R 1 155,01	R 173,25	R 1 328,26	VEHICLE REPAIRS/SPARES

#	REQ. NR	ORDER NO.	ORDER DATE	CREDITOR NAME	ORDER AMOUNT - EXCL. VAT	VAT AMOUNT	ORDER AMOUNT - VAT INCL.	DESCRIPTION OF THE ORDER
283	125178	258719	05/08/2022	ACDC EXPRESS HERMANUS	R 343,70	R 51,56	R 395,26	LED LIGHTS
284	125247	258720	05/08/2022	BURGER A DIVISION OF ME	R 1 060,87	R 159,13	R 1 220,00	PUBLICATION OF MN 89/2022
285	125248	258721	05/08/2022	OVERSTRAND HERALD	R 695,65	R 104,35	R 800,00	PUBLICATION OF MN 89/2022
286	125249	258722	05/08/2022	GANS-BERG NIJUS	R 750,00	-	R 750,00	PUBLICATION OF MN 89/2022
287	125121	258772	08/08/2022	FUNCTION HIRE.COM	R 17 655,00	R 2 648,25	R 20 303,25	CATERING
288	124841	258774	08/08/2022	NOLADA 8 (PTY) LTD	R 12 000,00	R 1 800,00	R 13 800,00	PICNIC BENCHES
289	125001	258775	08/08/2022	KAAP AGRIMARK LIQUOR	R 6 671,30	R 1 000,70	R 7 672,00	CLOTHING
290	124875	258777	08/08/2022	HERMANUS OFFICE NATIONAL	R 4 222,87	R 633,43	R 4 856,30	OFFICE EQUIPMENT
291	125302	258778	08/08/2022	GATEWAY SUPERSPAR & TOPS	R 838,92	-	R 838,92	REFRESHMENTS
292	124764	258780	08/08/2022	PJ BOOKBINDERS	R 16 421,74	R 2 463,26	R 18 885,00	BOOK BINDING
293	125344	258781	08/08/2022	BOTRIVIER BOEREMARK	R 1 202,78	R 180,42	R 1 383,20	GAS REFILL
294	124880	258782	08/08/2022	HERMANUS OFFICE NATIONAL	R 2 255,17	R 338,28	R 2 593,45	STATIONERY
295	124882	258783	08/08/2022	MEMOTEK TRADING CC	R 3 879,97	R 582,00	R 4 461,97	VARIOUS SMALL ITEMS
296	125155	258785	08/08/2022	FUNCTION HIRE.COM	R 5 761,32	R 864,20	R 6 625,52	DÉCOR FOR FUNCTION
297	125053	258789	08/08/2022	LOCO ELECTRICAL WHOLESALE	R 3 964,80	R 594,72	R 4 559,52	DEEP CYCLE BATTERY
298	124196	258790	08/08/2022	GANSBAAI PRECAST	R 4 800,00	R 720,00	R 5 520,00	CONCRETE BENCHES
299	124741	258791	10/08/2022	AMOROC DOORS	R 23 521,74	R 3 528,26	R 27 050,00	REPAIR GARAGE MOTOR
300	124853	258796	10/08/2022	GAS HUB (PTY) LTD	R 13 043,48	R 1 956,52	R 15 000,00	GAS REFILL
301	124695	258797	10/08/2022	NASHUA BREE DE VALLEY	R 4 350,00	R 652,50	R 5 002,50	PRINTER TONER
302	124157	258798	10/08/2022	N AND N CONSTRUCTION (PTY) LTD	R 25 999,90	-	R 25 999,90	CONSTRUCTION WORK
303	125134	258799	10/08/2022	GANSBAAI BUILD IT (PTY) LTD	R 321,73	R 48,26	R 369,99	EXTENSION CORD
304	124639	258800	10/08/2022	GANSBAAI BUILD IT (PTY) LTD	R 4 903,82	R 735,57	R 5 639,39	HARDWARE
305	125354	258802	10/08/2022	GANSBAAI BUILD IT (PTY) LTD	R 1 686,68	R 253,00	R 1 939,68	BATTERIES
306	125375	258804	10/08/2022	KLEINMOND BUILD IT	R 1 717,39	R 257,61	R 1 975,00	BIDEM
307	125071	258805	10/08/2022	GANSBAAI BUILD IT (PTY) LTD	R 1 519,96	R 227,99	R 1 747,95	ROOFING
308	125341	258806	10/08/2022	GANSBAAI BUILD IT (PTY) LTD	R 1 312,05	R 196,81	R 1 508,86	HARDWARE
309	125281	258807	10/08/2022	HERMANUS HARDWARE	R 1 596,09	R 239,41	R 1 835,50	HARDWARE
310	125322	258808	10/08/2022	SECMA INTERNATIONAL SECURITY	R 228,26	R 34,24	R 262,50	SECURITY CODE
311	125337	258809	10/08/2022	GANSBAAI BUILD IT (PTY) LTD	R 260,78	R 39,12	R 299,90	CSTERN
312	125011	258810	10/08/2022	HS METALWORKS	R 4 260,00	-	R 4 260,00	STEEL CAGE
313	125285	258811	10/08/2022	BUCO HERMANUS	R 703,48	R 105,52	R 809,00	SPOTLIGHT
314	124388	258813	10/08/2022	TURNER MORRIS (PTY) LTD	R 590,00	R 88,50	R 678,50	CALIBRATE AUTO LEVEL
315	125014	258814	10/08/2022	MEMOTEK TRADING CC	R 24 386,53	R 3 657,98	R 28 044,51	DRONE
316	125336	258815	10/08/2022	KAAP AGRIMARK LIQUOR	R 1 302,24	R 195,34	R 1 497,58	CLOTHING
317	124458	258816	10/08/2022	KM UMMELI ENTERPRISE (PTY) LTD	R 6 393,90	-	R 6 393,90	LOUD HAULER
318	125342	258817	10/08/2022	GATEWAY SUPERSPAR & TOPS	R 834,78	R 125,22	R 960,00	FLOWERS

#	REQ NR	ORDER NO	ORDER DATE	CREDITOR NAME	ORDER AMOUNT - EXCL. VAT	VAT AMOUNT	ORDER AMOUNT - VAT INCL.	DESCRIPTION OF THE ORDER
319	124805	258818	10/08/2022	FIDELITY ADT (PTY) LTD -	R 2 917,74	R 437,66	R 3 355,40	SECURITY INSTALLATION
320	125189	258819	10/08/2022	GROENEWALD SI	R 1 760,00	R -	R 1 760,00	REPAIR CONCRETE PALISADE
321	124165	258820	11/08/2022	NOLADA B (PTY) LTD	R 800,00	R 120,00	R 920,00	VACUUM FILTER
322	124960	258821	11/08/2022	YELLOW MANGO TRADING CC	R 4 346,96	R 652,04	R 4 999,00	POWER TOOL
323	124904	258828	11/08/2022	INTROSTAT (PTY) LTD	R 3 500,00	R 525,00	R 4 025,00	USB CABLES
324	125261	258829	11/08/2022	ENDLESS JOURNEY MEDIA AND	R 3 000,00	R -	R 3 000,00	SOUND SYSTEM
325	125174	258831	11/08/2022	HERMANUS HARDWARE	R 1 616,52	R 242,48	R 1 859,00	HARDWARE
326	125258	258832	11/08/2022	PATRICK INSTALLATIONS (PT	R 2 500,00	R -	R 2 500,00	PHOTOGRAPHER
327	125125	258833	11/08/2022	VOLTEX (PTY) LTD - OVERSTRAND	R 1 206,60	R 180,99	R 1 387,59	ELECTRICAL ITEMS
328	125175	258834	11/08/2022	VOLTEX (PTY) LTD - OVERSTRAND	R 467,06	R 70,06	R 537,12	ELECTRICALS TOOLS
329	125355	258835	11/08/2022	BARGAIN BOOKS	R 647,22	R 97,08	R 744,30	LIBRARY BOOKS
330	125372	258836	11/08/2022	KAAP AGRIMARK LIQUOR	R 1 086,57	R 162,99	R 1 249,56	HERBICIDE
331	125176	258837	11/08/2022	KAAP AGRIMARK LIQUOR	R 975,00	R 146,25	R 1 121,25	BOOTS
332	124597	258839	11/08/2022	BUILDERS TRADE DEPOT	R 1 247,83	R 187,17	R 1 435,00	SMALL TOOLS
333	125383	258840	11/08/2022	SUPA QUICK HERMANUS	R 1 065,22	R 159,78	R 1 225,00	VEHICLE REPAIRS/SPARES
334	125308	258841	11/08/2022	NXINIX SERVICES (PTY) LTD	R 4 800,00	R -	R 4 800,00	CATERING
335	125425	258842	11/08/2022	OK FOODS GANSBAAI	R 1 394,65	R -	R 1 394,65	REFRESHMENTS
336	125395	258843	11/08/2022	HERMANUS MOWER CENTRE	R 1 717,39	R 257,61	R 1 975,00	BATTERY
337	125388	258844	11/08/2022	POSTNET HERMANUS	R 130,43	R 19,57	R 150,00	COURIER SERVICES
338	125262	258845	11/08/2022	MCINJANA TOURS	R 7 980,00	R -	R 7 980,00	TRANSPORT OF PEOPLE
339	125141	258846	12/08/2022	KLEINMOND GLASS AND ALUMI	R 877,00	R -	R 877,00	GLAZING
340	125362	258847	12/08/2022	HERMANUS HARDWARE	R 1 611,30	R 241,70	R 1 853,00	SMALL TOOLS
341	125257	258848	12/08/2022	THANDI'S LINEN AND CATERI	R 14 200,00	R -	R 14 200,00	CATERING
342	125360	258849	12/08/2022	HS METALWORKS	R 1 960,00	R -	R 1 960,00	WELDING
343	125352	258864	12/08/2022	GARDEN COURT NELSON MANDE	R 1 252,17	R 187,83	R 1 440,00	ACCOMMODATION
344	125446	258867	12/08/2022	BOLAND TOILET SERVICES (PTY) LTD	R 1 474,35	R 221,15	R 1 695,50	TOILET HIRE
345	125447	258868	12/08/2022	RPE ELECTRICAL WHOLESALER	R 368,00	R -	R 368,00	ELECTRICAL ITEMS
346	125460	258869	12/08/2022	ACDC EXPRESS HERMANUS	R 1 463,00	R 219,45	R 1 682,45	ELECTRICAL CABLES
347	125376	258874	12/08/2022	FLO SPECIALIZED PRODUCTS	R 1 738,00	R 260,70	R 1 998,70	SMALL TOOLS
348	125401	258875	12/08/2022	GANSBAAI BUILD IT (PTY) LTD	R 1 729,79	R 259,47	R 1 989,26	HARDWARE
349	125459	258876	12/08/2022	GANSBAAI BUILD IT (PTY) LTD	R 1 043,39	R 156,51	R 1 199,90	GLAZING
350	125008	258877	15/08/2022	BASSON WEKSDRAG WORKWEAR	R 3 804,76	R 570,71	R 4 375,47	FOOTWEAR
351	124879	258878	15/08/2022	NCUTHU AND SON (PTY) LTD	R 2 000,00	R -	R 2 000,00	BUILDING MAINTENANCE
352	125492	258879	15/08/2022	GILBERT'S CATERING	R 1 630,00	R -	R 1 630,00	CATERING
353	125496	258880	15/08/2022	HERMANUS MIDAS	R 752,31	R 112,85	R 865,16	VEHICLE REPAIRS/SPARES
354	125494	258881	15/08/2022	AJ BANDEDIENS GANSBAAI	R 1 355,00	R 205,25	R 1 558,25	VEHICLE REPAIRS/SPARES
355	125462	258882	15/08/2022	GANSBAAI BUILD IT (PTY) LTD	R 1 058,22	R 158,73	R 1 216,95	TILING ACCESSORIES

#	REQ NR	ORDER NO	ORDER DATE	CREDITOR NAME	ORDER AMOUNT - EXCL VAT	VAT AMOUNT	ORDER AMOUNT - VAT INCL	DESCRIPTION OF THE ORDER
356	125406	258883	15/08/2022	WONDERLAND LIFESTYLE NURS	R 1 026,07	R 153,91	R 1 179,98	PLANT
357	125410	258884	15/08/2022	SHADOWLANDS NURSERY	R 1 790,00	R 268,50	R 2 058,50	PLANTS
358	125409	258885	15/08/2022	LITTLE ORCHARD NURSERY	R 7 007,70	R 1 051,16	R 8 058,86	PLANTS
359	124719	258886	15/08/2022	RC SUPPLIER S	R 4 000,00	R 600,00	R 4 600,00	WATER PURIFIER
360	125422	258887	15/08/2022	HS METALWORKS	R 1 980,00	-	R 1 980,00	GATE WHEELS
361	125136	258888	15/08/2022	BUILDERS TRADE DEPOT	R 2 073,04	R 310,96	R 2 384,00	HARDWARE
362	125131	258889	15/08/2022	OLYMPIA INTERNATIONAL PAI	R 3 442,00	R 516,30	R 3 958,30	PAINT
363	125408	258890	15/08/2022	WELTEVREDE KWEEKERY VENNOO	R 2 635,38	R 395,31	R 3 030,69	PLANTS
364	125526	258894	16/08/2022	GILBERT'S CATERING	R 300,00	-	R 300,00	CATERING
365	125062	258897	16/08/2022	KM UMMELI ENTERPRISE (PTY) LTD	R 12 269,48	-	R 12 269,48	KITCHEN UTENSILS
366	125449	258898	16/08/2022	OVERBERG STEEL & IRRIGATION	R 1 645,57	R 246,83	R 1 892,40	WELDING RODS
367	124802	258905	16/08/2022	DERELIZE PRINTING	R 9 100,00	-	R 9 100,00	PRINT BROCHURES
368	125437	258909	16/08/2022	KAAP AGR LAGRIMARK LIQUOR	R 1 727,65	R 259,15	R 1 986,80	SMALL TOOLS
369	124771	258910	16/08/2022	GO SEE DO OVERBERG	R 27 720,00	-	R 27 720,00	BROCHURE DISTRIBUTION
370	125166	258911	16/08/2022	BOTRIEVER BOEREMARK	R 10 206,95	R 1 531,04	R 11 737,99	BUILDING HARDWARE
371	125173	258912	16/08/2022	LINABO BUILDING PROJECTS	R 12 090,00	-	R 12 090,00	METAL DRUMS
372	124864	258917	16/08/2022	TAMBUTI AGRICULTURAL SUPP	R 5 285,00	R 792,75	R 6 077,75	HERBICIDE
373	125398	258918	16/08/2022	HERMANUS MOWER CENTRE	R 1 056,52	R 158,48	R 1 215,00	TWO-STROKE OIL
374	125094	258919	16/08/2022	HERMANUS BUILD IT (PTY) LTD	R 2 173,83	R 326,07	R 2 499,90	FUEL CANS
375	124885	258920	16/08/2022	INDALO YETHU CONSTRUCTION	R 17 391,30	R 2 608,70	R 20 000,00	GARDEN SERVICE
376	125513	258931	16/08/2022	LES ENGRAVERS	R 510,00	-	R 510,00	ENGRAVING
377	125400	258934	16/08/2022	BOLT AND ENGINEERING DIST	R 271,28	R 40,69	R 311,97	DUST MASKS
378	125514	258938	16/08/2022	HERMANUS MIDAS	R 1 180,54	R 177,08	R 1 357,62	VEHICLE REPAIRS/SPARES
379	124267	258942	16/08/2022	BUCO HERMANUS	R 8 820,38	R 1 323,06	R 10 143,44	PINE POLES
380	125168	258943	16/08/2022	WILKOO MARKETING (PROMINE	R 2 329,78	R 349,47	R 2 679,25	ROOF SEALANT
381	125119	258944	17/08/2022	NOLADA 8 (PTY) LTD	R 549,57	R 82,43	R 632,00	PROTECTOR SPRAY
382	125520	258945	17/08/2022	GANSBAAI BUILD IT (PTY) LTD	R 147,82	R 22,17	R 169,99	HARDWARE
383	125421	258946	17/08/2022	GANSBAAI BUILD IT (PTY) LTD	R 1 678,17	R 251,73	R 1 929,90	SMALL TOOLS
384	125529	258947	17/08/2022	GANSBAAI ELEKTRIES	R 1 153,74	R 173,06	R 1 326,80	ELECTRICAL WIRE
385	125530	258948	17/08/2022	SUPA QUICK HERMANUS	R 1 566,61	R 234,99	R 1 801,60	VEHICLE REPAIRS/SPARES
386	125402	258956	17/08/2022	BIDVEST WALTONS	R 2 101,84	R 315,28	R 2 417,12	LABELLING TAPE
387	124831	258958	17/08/2022	N AND N CONSTRUCTION (PTY) LTD	R 1 999,00	-	R 1 999,00	PAINTING
388	125536	258959	17/08/2022	BUILDERS TRADE DEPOT	R 1 402,61	R 210,39	R 1 613,00	SMALL TOOLS
389	125543	258961	17/08/2022	HERMANUS MIDAS	R 1 720,31	R 258,05	R 1 978,36	VEHICLE REPAIRS/SPARES
390	125566	258962	17/08/2022	KAAP AGR LAGRIMARK LIQUOR	R 665,00	-	R 665,00	SANDBAGS
391	125570	258963	17/08/2022	GANSBAAI BUILD IT (PTY) LTD	R 1 130,98	R 169,65	R 1 300,63	DOOR LOCKS
392	124896	258964	17/08/2022	BLINDS AND FLOORING STUDI	R 17 419,13	R 2 612,87	R 20 032,00	INSTALLATION OF BLINDS

#	REQ NR	ORDER NO	ORDER DATE	CREDITOR NAME	ORDER AMOUNT - EXCL. VAT	VAT AMOUNT	ORDER AMOUNT - VAT INCL.	DESCRIPTION OF THE ORDER
393	125549	258965	17/08/2022	BUCO HERMANUS	R 626,80	R 94,02	R 720,82	STEP LADDER
394	125534	258966	17/08/2022	TURFMASTER BELLVILLE	R 938,01	R 140,70	R 1 078,71	MOWER SPARES
395	125544	258967	17/08/2022	GANSBAAI AIRCON AND REFRIGERATION	R 434,78	R 65,22	R 500,00	VEHICLE REPAIRS/SPARES
396	125213	258968	18/08/2022	LINDA JACOBS PROMOTIONS	R 10 564,99	R 1 584,75	R 12 149,74	PRINTED SHIRTS
397	125259	258970	18/08/2022	OFF KETECH	R 262,00	R 39,30	R 301,30	DATE STAMP
398	125571	258971	18/08/2022	HERMANUS OFFICE NATIONAL	R 588,34	R 88,25	R 676,59	STATIONERY
399	125509	258974	18/08/2022	MONTAGU COUNTRY HOTEL	R 843,48	R 126,52	R 970,00	ACCOMMODATION
400	124854	258975	18/08/2022	HERMANUS LOCKSMITHS AND S	R 3 500,00	R 525,00	R 4 025,00	OPEN SAFE
401	125378	258976	18/08/2022	OK FOODS GANSBAAI	R 1 704,35	R 255,65	R 1 960,00	AIRTIME
402	124997	258977	18/08/2022	GANSBAAI BUILD IT (PTY) LTD	R 1 643,39	R 246,51	R 1 889,90	SEALANT
403	125389	258979	18/08/2022	BO FURNISHERS KLEINMOND CC	R 504,35	R 75,65	R 580,00	ELECTRIC KETTLE
404	124949	258980	18/08/2022	ST MOTORS	R 3 850,20	R 577,53	R 4 427,73	SERVICE GENERATOR
405	125020	258981	18/08/2022	OFF KETECH	R 2 810,00	R 421,50	R 3 231,50	SHELVES UNIT
406	125675	258985	18/08/2022	BIDVEST WALTONS	R 1 687,36	R 253,10	R 1 940,46	STATIONERY
407	125624	258986	18/08/2022	RPE ELECTRICAL W/HOLESALE	R 1 995,84	R -	R 1 995,84	ELECTRICAL ITEMS
408	125635	258987	18/08/2022	CORE CATERING HERMANUS	R 1 564,47	R 234,67	R 1 799,14	VACUUM FLASK
409	125586	258988	19/08/2022	GANS-BERG NUUS	R 1 900,00	R -	R 1 900,00	ERF 2467 GANSBAAI
410	125110	258998	19/08/2022	KAAP AGRITAGHMARK LIQUOR	R 1 375,00	R 206,25	R 1 581,25	PROTECTIVE CLOTHING - SHOES
411	124270	259000	19/08/2022	METWIN PROJECTS (PTY) LTD	R 12 000,00	R -	R 12 000,00	BUILDING MAINTENANCE
412	125394	259002	19/08/2022	RPE ELECTRICAL W/HOLESALE	R 1 396,50	R -	R 1 396,50	ELECTRICAL WIRES
413	124915	259013	19/08/2022	PIENAR BROTHERS (PTY) LTD	R 2 086,50	R 312,98	R 2 399,48	PROTECTIVE CLOTHING - SHOES
414	124815	259014	19/08/2022	HERMANUS MOWER CENTRE	R 1 920,70	R 288,11	R 2 208,81	MOWER SPARES/TOOLS
415	125602	259015	19/08/2022	GANSBAAI BUILD IT (PTY) LTD	R 947,65	R 142,15	R 1 089,80	PADLOCKS
416	125658	259017	19/08/2022	HS METALWORKS	R 1 980,00	R -	R 1 980,00	WELDING WORK
417	125681	259018	19/08/2022	GANSBAAI BUILD IT (PTY) LTD	R 1 394,61	R 209,19	R 1 603,80	HARDWARE
418	125662	259019	19/08/2022	BUCO HERMANUS	R 1 734,78	R 260,22	R 1 995,00	SMALL TOOLS
419	125203	259020	19/08/2022	KM UMMELI ENTERPRISE (PTY) LTD	R 20 381,21	R -	R 20 381,21	ELECTRICAL APPLIANCES
420	124986	259021	22/08/2022	DSN NET SOLUTIONS (PTY) LTD	R 3 746,00	R -	R 3 746,00	SAFETY SIGNS
421	124908	259022	22/08/2022	NOLADA 8 (PTY) LTD	R 21 050,00	R 3 157,50	R 24 207,50	HERBICIDE
422	125555	259024	22/08/2022	NXINIX SERVICES (PTY) LTD	R 9 900,00	R -	R 9 900,00	CATERING
423	125284	259025	22/08/2022	KAAP AGRITAGHMARK LIQUOR	R 8 038,35	R 1 205,75	R 9 244,10	ROOF SEALANT
424	124479	259026	22/08/2022	GANSBAAI BUILD IT (PTY) LTD	R 921,70	R 138,26	R 1 059,96	HARDWARE
425	124825	259027	22/08/2022	BIDVEST WALTONS	R 5 309,64	R 796,45	R 6 106,09	STATIONERY
426	125572	259028	22/08/2022	OVERBERG SCAFFOLD & MACHI	R 292,57	R 43,88	R 336,45	PLANT HIRE
427	125582	259030	22/08/2022	THE COMPU THER HUT CC	R 1 721,74	R 258,26	R 1 980,00	COMPUTER ACCESSORIES
428	124396	259031	22/08/2022	GANSBAAI BUILD IT (PTY) LTD	R 3 670,94	R 550,64	R 4 221,58	HARDWARE
429	125184	259042	22/08/2022	HERMANUS BUILD IT (PTY) LTD	R 18 393,40	R 2 759,01	R 21 152,41	PAINT

#	REQ. NR.	ORDER NO.	ORDER DATE	CREDITOR NAME	ORDER AMOUNT - EXCL. VAT	VAT AMOUNT	ORDER AMOUNT - VAT INCL.	DESCRIPTION OF THE ORDER
430	125580	259043	22/08/2022	GANSBAAI BUILDIT (PTY) LTD.	R 1 416,78	R 212,52	R 1 629,30	HARDWARE
431	125702	259044	22/08/2022	BIDVEST WALTONS	R 1 056,88	R 158,53	R 1 215,41	STATIONERY
432	125708	259045	22/08/2022	GANSBAAI BUILDIT (PTY) LTD.	R 1 547,74	R 232,16	R 1 779,90	HARDWARE
433	125260	259046	22/08/2022	BIDVEST WALTONS	R 2 655,50	R 398,32	R 3 053,82	STATIONERY
434	125495	259047	22/08/2022	HERMANUS MOWER CENTRE	R 1 608,70	R 241,30	R 1 850,00	MOWER SPARES
435	125464	259048	22/08/2022	HERMANUS HARDWARE	R 555,65	R 83,35	R 639,00	HARDWARE
436	125649	259049	22/08/2022	SECMA INTERNATIONAL SECURITY	R 819,57	R 127,93	R 947,50	SECURITY TRANSMITTER
437	124912	259051	22/08/2022	BUJO HERMANUS	R 2 467,67	R 370,15	R 2 837,82	SMALL TOOLS
438	125605	259067	23/08/2022	THE MBEKA PROPERTIES (PTY) LTD	R 3 920,00	R 588,00	R 4 508,00	ERF 397 SANDBAAI
439	125018	259068	23/08/2022	HERMANUS MOWER CENTRE	R 1 734,78	R 260,22	R 1 995,00	MOWER CHAINS
440	125753	259069	23/08/2022	OAK TREE LODGE	R 1 652,17	R 247,83	R 1 900,00	ACCOMMODATION
441	125517	259070	23/08/2022	OVERBERG AGRI BEDRYWE (PTY) LTD	R 1 188,00	R 178,20	R 1 366,20	GALVANISED SHACKLE
442	125564	259071	23/08/2022	BOLAND BADGE AND ENGRAVING	R 11 023,44	R 1 653,52	R 12 676,96	TROPHIES
443	125705	259072	23/08/2022	THE MBEKA PROPERTIES (PTY) LTD	R 3 920,00	R 588,00	R 4 508,00	ERF 800 ZWELIHL
444	125469	259073	23/08/2022	HERMANUS HARDWARE	R 286,96	R 43,04	R 330,00	SMALL TOOLS
445	125745	259074	23/08/2022	SUPA QUICK RHEINMOND	R 310,43	R 46,57	R 357,00	VEHICLE REPAIRS/SPARES
446	125761	259075	23/08/2022	LES ENGRAVERS	R 300,00	-	R 300,00	ENGRAVED SHIELD
447	125652	259076	23/08/2022	NOUADA 8 (PTY) LTD	R 3 740,00	R 561,00	R 4 301,00	FLOW RESTRICTORS
448	125374	259077	23/08/2022	XI GLENWOOD TRAVEL AGENCY	R 8 963,72	R 1 344,56	R 10 308,28	TRAVEL
449	125730	259078	23/08/2022	GANSBAAI BUILDIT (PTY) LTD	R 1 391,03	R 208,66	R 1 599,69	SMALL TOOLS
450	125812	259081	23/08/2022	BIDVEST WALTONS	R 1 948,60	R 292,29	R 2 240,89	STATIONERY
451	125192	259082	23/08/2022	HERMANUS OFFICE NATIONAL	R 219,98	R 33,00	R 252,98	STATIONERY
452	125674	259091	24/08/2022	HERMANUS OFFICE NATIONAL	R 1 268,70	R 190,31	R 1 459,01	STATIONERY
453	125067	259092	24/08/2022	TAMBUTI AGRICULTURAL SUPP	R 20 960,00	R 3 144,00	R 24 104,00	HERBICIDE
454	125744	259093	24/08/2022	SUPA QUICK HERMANUS	R 1 291,30	R 193,70	R 1 485,00	VEHICLE REPAIRS/SPARES
455	125676	259094	24/08/2022	HERMANUS OFFICE NATIONAL	R 2 657,71	R 398,66	R 3 056,37	STATIONERY
456	124871	259095	24/08/2022	LANSDALE CLEANING AND GAR	R 6 600,00	-	R 6 600,00	GARDEN MAINTENANCE
457	125747	259096	24/08/2022	OK FOODS GANSBAAI	R 946,85	-	R 946,85	REFRESHMENTS
458	125779	259097	24/08/2022	HERMANUS MOWER CENTRE	R 1 339,13	R 200,87	R 1 540,00	TRIMMER LINE
459	125778	259099	24/08/2022	SECMA INTERNATIONAL SECURITY	R 687,83	R 103,17	R 791,00	BATTERIES
460	125701	259100	24/08/2022	HERMANUS HARDWARE	R 1 635,65	R 245,35	R 1 881,00	SMALL TOOLS
461	125803	259101	24/08/2022	GANSBAAI ELEKTRIES	R 1 585,44	R 237,82	R 1 823,26	ELECTRICAL ITEMS
462	125563	259102	24/08/2022	ENDLESS JOURNEY MEDIA AND	R 2 400,00	-	R 2 400,00	PHOTOGRAPHY

R	REQ NR	ORDER NO	ORDER DATE	CREDITOR NAME	ORDER AMOUNT- EXCL VAT	VAT AMOUNT	ORDER AMOUNT- VAT INCL	DESCRIPTION OF THE ORDER
463	125553	259103	24/08/2022	NXINXIS SERVICES (PTY) LTD	R 2 100,00	R -	R 2 100,00	CATERING
464	125842	259104	24/08/2022	BUCO HERMANUS	R 3 260,50	R 489,08	R 3 749,58	SMALL TOOLS
465	125843	259105	24/08/2022	BOTRIVIER BOEREMARK	R 4 047,45	R 607,12	R 4 654,57	SMALL TOOLS
466	125198	259106	24/08/2022	KAAP AGRIMARK LIQUOR	R 15 370,00	R 2 305,50	R 17 675,50	HYDROBOIL
467	125349	259107	24/08/2022	KAAP AGRIMARK LIQUOR	R 7 433,91	R 1 115,09	R 8 549,00	HERBICIDE
468	125276	259108	24/08/2022	BOLT AND ENGINEERING DIST	R 2 031,60	R 304,74	R 2 336,34	BARRIERS
469	125799	259109	24/08/2022	HERMANUS BUILD IT (PTY) LTD	R 1 738,96	R 260,84	R 1 999,80	TRACTOR FAN
470	125765	259112	24/08/2022	TEMPIN HOLDINGS (PTY) LTD	R 2 000,00	R -	R 2 000,00	REPAIR WALL
471	125444	259113	24/08/2022	BOTRIVIER BOEREMARK	R 11 812,50	R 1 771,88	R 13 584,38	FLOODLIGHTS
472	125739	259117	25/08/2022	GANS-BERG NUUS	R 200,00	R -	R 200,00	ERF 37 MARINERYLAAN NR90
473	125736	259118	25/08/2022	GANS-BERG NUUS	R 2 200,00	R -	R 2 200,00	ERF 38 MARINERYLAAN NR91
474	125552	259119	25/08/2022	ENDLESS JOURNEY MEDIA AND	R 2 608,70	R 391,30	R 3 000,00	SOUND SYSTEM
475	125833	259131	25/08/2022	DERELIZE PRINTING	R 1 648,44	R -	R 1 648,44	FRAMES
476	125825	259132	25/08/2022	THE COLOUR BOX CC	R 488,24	R 73,24	R 561,48	PAINT
477	124642	259133	25/08/2022	KAAP AGRIMARK LIQUOR	R 1 429,20	R 214,38	R 1 643,58	HARDWARE
478	125620	259134	25/08/2022	FLO-RITE IRRIGATION CC	R 695,65	R 104,35	R 800,00	IRRIGATION
479	125618	259135	25/08/2022	BUCO HERMANUS	R 352,16	R 52,82	R 404,98	GUTTER
480	125568	259136	25/08/2022	HERMANUS BUILD IT (PTY) LTD	R 852,09	R 127,81	R 979,90	HARDWARE
481	125567	259137	25/08/2022	PLUMBLINK SA (PTY) LTD	R 692,16	R 103,82	R 795,98	FLUCH MECHANISM
482	125616	259138	25/08/2022	HERMANUS HARDWARE	R 1 248,70	R 187,30	R 1 436,00	SMALL TOOLS
483	125617	259139	26/08/2022	PPF HERMANUS	R 540,00	R 81,00	R 621,00	PLUMBING MATERIALS
484	125669	259140	26/08/2022	HERMANUS BUILD IT (PTY) LTD	R 730,17	R 109,53	R 839,70	MASKING TAPE
485	125840	259141	26/08/2022	XL GLENNWOOD TRAVEL AGENCY	R 19 825,77	R 2 973,87	R 22 799,64	FLIGHTS
486	124342	259142	26/08/2022	HERMANUS BUILD IT (PTY) LTD	R 2 083,31	R 312,50	R 2 395,81	SMALL TOOLS
487	125850	259143	26/08/2022	WILKOO MARKETING (PROMINE	R 812,48	R 121,87	R 934,35	MARKER PAINT
488	124978	259144	26/08/2022	DSN NET SOLUTIONS (PTY) LTD	R 2 325,00	R -	R 2 325,00	CAMERA
489	125844	259145	26/08/2022	KAAP AGRIMARK LIQUOR	R 1 545,21	R 231,78	R 1 776,99	SPRAYER
490	125770	259146	26/08/2022	OK FOODS GANSBAAI	R 1 719,78	R 257,97	R 1 977,75	GROCERIES/FOOD
491	125749	259147	26/08/2022	HERMANUS MIDAS	R 157,23	R 23,58	R 180,81	VEHICLE REPAIR/SPARES
492	125715	259148	26/08/2022	KLEINMOND BUILD IT	R 478,69	R 71,80	R 550,49	PAINT
493	125519	259149	26/08/2022	BUCO HERMANUS	R 3 861,32	R 579,20	R 4 440,52	SHUTTERPLY
494	125849	259166	26/08/2022	HERMANUS HARDWARE	R 1 539,13	R 230,87	R 1 770,00	SMALL TOOLS
495	125187	259167	26/08/2022	HERMANUS LOCKSMITHS AND S	R 2 627,72	R 394,16	R 3 021,88	REPAIR LOCKS
496	125135	259168	26/08/2022	BOTRIVIER BOEREMARK	R 26 025,00	R 3 903,75	R 29 928,75	SMALL TOOLS
497	125862	259169	26/08/2022	GANSBAAI BUILD IT (PTY) LTD	R 1 433,88	R 215,08	R 1 648,96	HARDWARE
498	125863	259170	26/08/2022	KAAP AGRIMARK LIQUOR	R 833,91	R 125,09	R 959,00	CLOTHING
499	125346	259171	26/08/2022	FYNBOS LOGGING	R 14 870,00	R 2 230,50	R 17 100,50	SPLIT POLES
500	125221	259172	26/08/2022	BIOCURE CC	R 25 790,00	R 3 868,50	R 29 658,50	CHEMICAL
501	125407	259173	29/08/2022	BOTRIVIER BOEREMARK	R 8 100,72	R 1 215,11	R 9 315,83	PAINT

#	REQ NR	ORDER NO	ORDER DATE	CREDITOR NAME	ORDER AMOUNT - EXCL. VAT	VAT AMOUNT	ORDER AMOUNT- VAT INCL.	DESCRIPTION OF THE ORDER
502	125390	259185	29/08/2022	BUILDERS TRA DE DEPOT	R 2 521,87	R 378,28	R 2 900,15	DRAIN CHANNEL
503	125419	259186	29/08/2022	OFFICEITECH	R 1 940,43	R 291,06	R 2 231,49	STATIONERY
504	125088	259187	29/08/2022	THE COMPU TER HUIJ CC	R 16 086,96	R 2 413,04	R 18 500,00	PNEUMATIC DRILLING
505	125335	259189	29/08/2022	KAAP AGRIMARK LIQUOR	R 13 029,50	R 1 954,43	R 14 983,93	TILES
506	125397	259190	29/08/2022	BOTRIEVER BOEREMARK	R 1 202,78	R 180,42	R 1 383,20	GAS REFILL
507	125113	259191	29/08/2022	LOCO ELECTRICAL WHOLESAL	R 1 764,80	R 264,72	R 2 029,52	ELECTRICAL TOOL
508	125868	259192	29/08/2022	GANSBAAI BUILDIT (PTY) LTD	R 869,48	R 130,42	R 999,90	POWER TOOL
509	125869	259193	29/08/2022	GANSBAAI BUILDIT (PTY) LTD	R 530,34	R 79,55	R 609,89	SMALL TOOLS
510	125363	259196	29/08/2022	SA FETXPRESS STROMBERG CA	R 796,00	R 119,40	R 915,40	ROAD FLAGS
511	125562	259197	29/08/2022	MCINJANA TOURS	R 19 660,00	-	R 19 660,00	TRANSPORT OF PEOPLE
512	125668	259198	29/08/2022	CTM HERMANUS	R 589,25	R 88,39	R 677,64	TILES
513	125884	259208	30/08/2022	DR SA OBERHOLZER	R 2 000,00	-	R 2 000,00	PSYCHOLOGIST COUNSELLING
514	124225	259209	30/08/2022	HERMANUS ANIMAL HOSPITAL	R 16 086,96	R 2 413,04	R 18 500,00	VETERINARY SERVICES
515	125718	259210	30/08/2022	NOLADA 8 (PTY) LTD	R 671,72	R 100,76	R 772,48	LED LANTERN
516	125908	259211	30/08/2022	GANSBAAI BUILDIT (PTY) LTD	R 1 279,81	R 191,97	R 1 471,78	HARDWARE
517	125914	259212	30/08/2022	GANSBAAI BUILDIT (PTY) LTD	R 443,45	R 66,52	R 509,97	HARDWARE
518	125896	259213	30/08/2022	XL GLENWOOD TRAVEL AGENCY	R 16 760,00	R 2 514,00	R 19 274,00	FLIGHTS
519	125442	259214	30/08/2022	HENRY GAFFLEY BOUERS CC	R 24 736,56	-	R 24 736,56	GENERAL MAINTENANCE ABALONE HALL
520	125399	259217	30/08/2022	NOLADA 8 (PTY) LTD	R 6 376,10	R 956,42	R 7 332,52	STEEL DRUMS & POLES
521	125784	259218	30/08/2022	KAAP AGRIMARK LIQUOR	R 600,00	R 90,00	R 690,00	10L PLASTIC PETROL CAN
522	125787	259219	30/08/2022	HERMANUS MIDAS	R 232,80	R 34,92	R 267,72	VEHICLE REPAIR/SPARES
523	125393	259220	30/08/2022	BOTRIEVER BOEREMARK	R 858,41	R 128,76	R 987,17	TOOLS
524	125405	259221	30/08/2022	WILKOO MARKETING (PROMINE LTD)	R 22 515,60	R 3 377,34	R 25 892,94	PAINT
525	125696	259222	30/08/2022	ERIC BOOKER PROMOTIONS (PTY) LTD	R 886,96	R 133,04	R 1 020,00	SIGN BOARD
526	125804	259223	30/08/2022	OK FOODS GANSBAAI	R 1 721,74	R 258,26	R 1 980,00	AIRTIME
527	125820	259224	30/08/2022	EVELYN'S PAINTING SERVICE	R 2 000,00	-	R 2 000,00	REPAIR & PAINTING OF BARGE BOARD
528	125648	259225	30/08/2022	STARTUNE (PTY) LTD	R 25 187,50	R 3 778,13	R 28 965,63	NITRILE GLOVE
529	125432	259226	30/08/2022	BOTRIEVER BOEREMARK	R 4 260,78	R 639,12	R 4 899,90	PAINT
530	125663	259227	30/08/2022	ERIC BOOKER PROMOTIONS (PTY) LTD	R 765,22	R 114,78	R 880,00	SIGN BOARD
531	125503	259230	30/08/2022	LOCO ELECTRICAL WHOLESAL	R 2 997,80	R 449,67	R 3 447,47	CABLE
532	125918	259231	30/08/2022	GANS-BERG NIJUS	R 1 800,00	-	R 1 800,00	ERF 270 GANSBAAI
533	125760	259233	31/08/2022	BUCO HERMANUS	R 253,73	R 38,06	R 291,79	TOOLS
534	124727	259236	31/08/2022	MEMOTEK TRADING CC	R 20 690,99	R 1 603,65	R 22 294,64	HARDWARE
535	125095	259237	31/08/2022	KFC ENGINEERING & INDUSTR	R 23 958,90	R 3 593,83	R 27 552,73	PLUMBING MATERIALS
536	125892	259238	31/08/2022	VOLTEX (PTY) LTD - OVERSTRAND	R 724,93	R 108,74	R 833,67	ELECTRICAL TOOLS
537	125190	259239	31/08/2022	MIN AKUE ENTERPRISES (PTY) LTD	R 5 782,59	-	R 5 782,59	PROTECTIVE CLOTHING - SHOES
538	125651	259241	31/08/2022	PATRICK INSTALLATIONS (PT	R 1 490,00	-	R 1 490,00	STRIP & REPAIR MICROWAVE & URN

#	REQ NR	ORDER NO	ORDER DATE	CREDITOR NAME	ORDER AMOUNT - EXCL VAT	VAT AMOUNT	ORDER AMOUNT - VAT INCL	DESCRIPTION OF THE ORDER
539	125960	259243	31/08/2022	HERMANUS MIDAS	R 1 617,09	R 242,56	R 1 859,65	VEHICLE REPAIR/SPARES
540	125899	259247	31/08/2022	PROTEA HOTEL NELS-PRUIT	R 3 523,03	R 528,45	R 4 051,48	ACCOMMODATION
541	125965	259248	31/08/2022	GANSBAAI APTEEK	R 70,30	R 10,55	R 80,85	IOD - MEDICATION
542	125928	259257	31/08/2022	HERMANUS OFFICE NATIONAL	R 1 716,22	R 257,43	R 1 973,65	STARIONERY
543	125595	259258	31/08/2022	NULWAY ENTERPRISES	R 25 700,00	R 3 855,00	R 29 555,00	ROAD SIGNS
544	125964	259259	31/08/2022	THE COLOUR BOX CC	R 1 723,77	R 258,57	R 1 982,34	PAINT MATERIALS
545	125533	259260	31/08/2022	LINABO BUILDING PROJECTS	R 12 090,00	R -	R 12 090,00	STEEL DRUMS
546	125968	259262	31/08/2022	FOOD @ HAND	R 1 739,13	R 260,87	R 2 000,00	CATERING
547	125608	259266	31/08/2022	ENGELBRECHT ROOFING CC	R 1 700,00	R 255,00	R 1 955,00	HIRE FORKLIFT
548	125938	259268	01/09/2022	SECMA INTERNATIONAL SECURITY	R 593,48	R 89,02	R 682,50	REPAIR REMOTE
549	126024	259269	01/09/2022	METWIN PROJECTS (PTY) LTD	R 2 000,00	R -	R 2 000,00	REPAIR BATHROOM
550	125497	259281	01/09/2022	BOTRIVIER BOEREMARK	R 1 486,89	R 223,03	R 1 709,92	LOCKS
551	125977	259282	01/09/2022	HERMANUS MIDAS	R 362,88	R 54,43	R 417,31	VEHICLE REPAIRS/SPARES
552	125470	259283	01/09/2022	MCINJANA TOURS	R 1 200,00	R -	R 1 200,00	TRANSPORT PEOPLE
553	125641	259284	01/09/2022	OLYMPIA INTERNATIONAL PAINT	R 11 010,00	R 1 651,50	R 12 661,50	PAINT
554	126004	259285	02/09/2022	OK FOODS GANSBAAI	R 4 720,84	R 708,13	R 5 428,97	CATERING
555	125600	259286	02/09/2022	BUCO HERMANUS	R 3 706,38	R 555,96	R 4 262,34	SMALL TOOLS
556	125670	259287	02/09/2022	VW CIVIL ENGINEERING SUPP	R 12 000,00	R 1 800,00	R 13 800,00	IRON DUCTILE
557	125565	259303	02/09/2022	PPF HERMANUS	R 8 602,12	R 1 290,32	R 9 892,44	PLUMBING ITEMS
558	125538	259304	02/09/2022	HERMANUS BUILD IT (PTY) LTD	R 2 912,78	R 436,92	R 3 349,70	BUILDING HARDWARE
559	125904	259306	05/09/2022	AMOROC DOORS	R 1 582,61	R 237,39	R 1 820,00	REPAIR MAGLOCK
560	125883	259307	05/09/2022	KLEINMOND BUILD IT	R 1 693,30	R 254,01	R 1 947,40	SPRAYPAINT
561	125430	259308	05/09/2022	GROENEWALD SI	R 6 750,00	R -	R 6 750,00	MANUFACTURE HANDRAILS
562	124436	259310	05/09/2022	HS METALWORKS	R 23 780,00	R -	R 23 780,00	STEEL REPAIRS
563	126016	259311	05/09/2022	LES ENGRAVERS	R 2 000,00	R -	R 2 000,00	NAME TAGS
564	126050	259312	05/09/2022	HERMANUS MIDAS	R 530,87	R 79,63	R 610,50	VEHICLE REPAIRS/SPARES
565	126112	259316	05/09/2022	GILBERT'S CATERING	R 1 280,00	R -	R 1 280,00	CATERING
566	125493	259323	05/09/2022	KAAP AGRILAGRIMARK LIQUOR	R 8 528,89	R 1 279,33	R 9 808,22	CLOTHING
567	126025	259324	05/09/2022	OK FOODS GANSBAAI	R 1 304,35	R 195,65	R 1 500,00	AIRTIME
568	125735	259325	05/09/2022	BOTRIVIER BOEREMARK	R 18 975,46	R 2 846,32	R 21 821,78	HYDROBOIL
569	126030	259326	05/09/2022	GILBERT'S CATERING	R 1 950,00	R -	R 1 950,00	CATERING
570	126048	259327	05/09/2022	KAAP AGRILAGRIMARK LIQUOR	R 686,09	R 102,91	R 789,00	BOOTS
571	125719	259329	06/09/2022	BUILDERS TRADE DEPOT	R 11 240,00	R 1 686,00	R 12 926,00	POWER TOOLS
572	126040	259330	06/09/2022	OVERBERG AGRIL BEDRYWE (PTY) LTD	R 1 120,87	R 168,13	R 1 289,00	CHLORINE
573	126026	259331	06/09/2022	OVERBERG AGRIL BEDRYWE (PTY) LTD	R 1 293,90	R 194,09	R 1 487,99	SMALL TOOL
574	125627	259332	06/09/2022	HERMANUS OFFICE NATIONAL	R 602,48	R 90,37	R 692,85	CLEANING ITEMS
575	126144	259333	06/09/2022	THEMBEKA PROPERTIES (PTY) LTD	R 3 640,00	R 546,00	R 4 186,00	ADVERT
576	126142	259334	06/09/2022	THEMBEKA PROPERTIES (PTY) LTD	R 3 640,00	R 546,00	R 4 186,00	ADVERT
577	126046	259337	06/09/2022	CONNOR REECE CIVILS AND E	R 1 950,00	R -	R 1 950,00	MACHINING OF DRILL

#	REQ. NR	ORDER NO	ORDER DATE	CREDITOR NAME	ORDER A MOUNT - EXCL. VAT	VAT AMOUNT	ORDER A MOUNT - VAT INCL.	DESCRIPTION OF THE ORDER
578	125756	259338	06/09/2022	OVERBERG AGRI BEDRYWE (PTY) LTD	R 1 645,29	R 246,79	R 1 892,08	HARDWARE
579	125894	259339	06/09/2022	HERMANNUS BUILD IT (PTY) LTD	R 695,57	R 104,33	R 799,90	MEASURING WHEEL
580	125893	259340	06/09/2022	MY DESIGN	R 1 165,22	R 174,78	R 1 340,00	STICKERS
581	124804	259341	06/09/2022	LAUNDRY CORPORATION HERMANUS	R 21 739,13	R 3 260,87	R 25 000,00	LAUNDRY
582	125926	259342	06/09/2022	HANEKOM SE	R 1 820,00	R -	R 1 820,00	AUDIOGRAMS
583	125645	259343	06/09/2022	KOHLER SIGNS (PTY) LTD	R 18 780,00	R 2 817,00	R 21 597,00	STEEL POLES
584	125780	259344	06/09/2022	GLASSMEN HERMANUS (PTY) LTD	R 95,65	R 14,35	R 110,00	GLAZING
585	125305	259345	06/09/2022	LOERIE GUEST LODGE	R 1 673,92	R 206,08	R 1 880,00	ACCOMMODATION
586	126126	259346	06/09/2022	HERMANNUS BUILD IT (PTY) LTD	R 1 052,15	R 157,82	R 1 209,97	HARDWARE
587	125348	259360	07/09/2022	WAB PRINTMEDIA (PTY) LTD	R 2 150,00	R 322,50	R 2 472,50	BLANK WHITE PAPER
588	125912	259362	07/09/2022	REVIVE GROUP (PTY) LTD	R 1 718,00	R 257,70	R 1 975,70	TRANSPORT & PLANTING OF COMPOST & PLANTS
589	126201	259365	07/09/2022	BUILDERS TRADE DEPOT	R 829,57	R 124,43	R 954,00	TOOLS
590	126185	259366	07/09/2022	RPE ELECTRICAL WHOLESALER	R 1 980,00	R -	R 1 980,00	ELECTRICAL BAR LIGHT
591	126125	259372	07/09/2022	EURO PA BOUERS (EUROPA WW)	R 1 950,00	R -	R 1 950,00	LABOUR FOR PAVING
592	126163	259390	07/09/2022	HERMANNUS MIDAS	R 1 660,57	R 249,09	R 1 909,66	VEHICLE REPAIRS/SPARES
593	126152	259391	07/09/2022	MAKATONG E	R 1 920,00	R -	R 1 920,00	INSTALLATION OF NEW GARAGE DOOR
594	126128	259392	07/09/2022	GLASFIT HERMANUS	R 1 480,43	R 222,07	R 1 702,50	SAFETY GLASS INSTALL LABOUR AND CALL OUT INCL.
595	126086	259393	07/09/2022	HERMANNUS HARDWARE	R 1 326,09	R 198,91	R 1 525,00	COAT HOOK
596	126171	259397	08/09/2022	BIDVEST WALTONS	R 639,70	R 95,96	R 735,66	STATIONERY
597	126165	259398	08/09/2022	BD FURNISHERS KLEINMOND CC	R 260,87	R 39,13	R 300,00	CORDLESS KETTLE
598	126143	259399	08/09/2022	BD FURNISHERS KLEINMOND CC	R 1 130,43	R 169,57	R 1 300,00	CHROME/DECK BOARD
599	125748	259400	08/09/2022	BIDVEST WALTONS	R 1 714,62	R 257,19	R 1 971,81	STATIONERY
600	126195	259401	08/09/2022	HERMANNUS OFFICE NATIONAL	R 690,00	R -	R 690,00	MILK
601	125522	259402	08/09/2022	LOCO ELECTRICAL WHOLESALE	R 4 478,78	R 671,82	R 5 150,60	INSULATED TOOL SET
602	125950	259403	08/09/2022	THEMBEKA PROPERTIES (PTY) LTD	R 3 080,00	R 462,00	R 3 542,00	ADVERT
603	126187	259404	08/09/2022	METWIN PROJECTS (PTY) LTD	R 2 000,00	R -	R 2 000,00	INSTALL BATHROOM FANS
604	126202	259405	08/09/2022	BIDVEST WALTONS	R 824,69	R 123,70	R 948,39	STATIONERY
605	125656	259406	08/09/2022	CTM HERMANUS	R 10 268,17	R 1 540,23	R 11 808,40	TILES & ACCESSORIES
606	125947	259407	08/09/2022	DERELIZE PRINTING	R 1 787,50	R -	R 1 787,50	PRINTING & CHROME/DECK SIGN
607	125954	259409	08/09/2022	BUILDERS TRADE DEPOT	R 739,13	R 110,87	R 850,00	BIN
608	125619	259410	08/09/2022	KFC ENGINEERING & INDUSTR	R 12 000,00	R 1 800,00	R 13 800,00	PARALEGIC MECHANISM
609	125629	259411	08/09/2022	MN AKUE ENTERPRISES (PTY) LTD	R 8 080,00	R -	R 8 080,00	H/DUTY 4X4 AIR COMPRESSOR
610	125351	259412	08/09/2022	HERMANNUS OFFICE NATIONAL	R 1 638,26	R 245,74	R 1 884,00	STATIONERY
611	126149	259414	08/09/2022	HERMANNUS OFFICE NATIONAL	R 253,00	R 37,95	R 290,95	STATIONERY
612	125827	259415	08/09/2022	HERMANNUS OFFICE NATIONAL	R 2 779,35	R 416,90	R 3 196,25	STATIONERY
613	126168	259416	08/09/2022	GANSBAAI BUILD IT (PTY) LTD	R 265,13	R 39,77	R 304,90	PLUMBING ITEMS
614	126193	259417	08/09/2022	ZEE'S LAUNDRETTE	R 300,00	R -	R 300,00	LAUNDRY SERVICES
615	126174	259418	08/09/2022	DAUNWIN ALEXANDER	R 1 989,00	R -	R 1 989,00	SUPPLY AND FIT MIRROR
616	126178	259419	08/09/2022	HERMANNUS HARDWARE	R 1 045,22	R 156,78	R 1 202,00	PADLOCKS

#	REQ NR	ORDER NO	ORDER DATE	CREDITOR NAME	ORDER AMOUNT - EXCL. VAT	VAT AMOUNT	ORDER AMOUNT - VAT INCL	DESCRIPTION OF THE ORDER
617	126123	259420	08/09/2022	HERMANUS HARDWARE	R 317,39	R 47,61	R 365,00	TOOLS
618	125212	259421	08/09/2022	OFF-KETECH	R 1 542,80	R 231,42	R 1 774,22	STATIONERY
619	126234	259422	08/09/2022	BIDVEST WALTONS	R 2 788,13	R 418,22	R 3 206,35	STATIONERY
620	126070	259423	08/09/2022	HYDRABERG (PTY) LTD	R 1 590,00	R 238,50	R 1 828,50	HYDRAULIC HOSE
621	125688	259424	08/09/2022	BUCO HERMANUS	R 11 004,02	R 1 650,60	R 12 654,62	HARDWARE
622	126207	259425	08/09/2022	SUPA-QUICK HERMANUS	R 217,50	R 32,63	R 250,13	VEHICLE REPAIRS/SPARES
623	126208	259426	08/09/2022	HERMANUS MIDAS	R 896,95	R 134,54	R 1 031,49	VEHICLE REPAIRS/SPARES
624	126090	259427	08/09/2022	ALEX GRANT PHARMACY	R 129,54	R 19,43	R 148,97	INJURY ON DUTY MEDICATION
625	125098	259428	08/09/2022	BOLTAID ENGINEERING DIST	R 6 125,00	R 918,75	R 7 043,75	BRICK & TILE CUTTER
626	125871	259429	08/09/2022	BIDVEST WALTONS	R 13 146,12	R 1 971,92	R 15 118,04	STEEL CABINETS
627	126240	259431	09/09/2022	KAAP AGRIMARIA LIQUOR	R 1 571,40	R 235,71	R 1 807,11	CLOTHING
628	125731	259446	09/09/2022	DIBIKI VAKANSIE OORD	R 4 869,57	R 730,43	R 5 600,00	ACCOMMODATION
629	125978	259450	09/09/2022	NXINIS SERVICES (PTY) LTD	R 6 300,00	R -	R 6 300,00	CATERING
630	126057	259451	09/09/2022	BBQ TRANSPORT (PTY) LTD	R 11 620,00	R -	R 11 620,00	TRANSPORT OF PEOPLE
631	126211	259452	09/09/2022	DR SA OBERHOLZER	R 2 000,00	R -	R 2 000,00	PSYCHOLOGIST
632	125860	259454	12/09/2022	BD FURNISHERS KLEINMOND CC	R 6 375,00	R 956,25	R 7 331,25	FRIDGE
633	125746	259456	12/09/2022	TEMFEN HOLDINGS (PTY) LTD	R 3 850,00	R -	R 3 850,00	TLING AT HAWSTON LIBRARY
634	126241	259457	12/09/2022	HERMANUS OFFICE NATIONAL	R 800,00	R 120,00	R 920,00	STATIONERY
635	126249	259458	12/09/2022	SUPA-QUICK KLEINMOND	R 450,00	R 67,50	R 517,50	VEHICLE REPAIRS/SPARES
636	126267	259460	12/09/2022	HERMANUS HARDWARE	R 96,52	R 14,48	R 111,00	TOOLS
637	126281	259460	12/09/2022	THAMDI'S LINEN AND CATERING	R 2 100,00	R -	R 2 100,00	CATERING
638	125955	259461	12/09/2022	MY DESIGN	R 1 304,35	R 195,65	R 1 500,00	SIGN BOARDS
639	126276	259462	12/09/2022	GANSBAAI BUILD IT (PTY) LTD	R 378,17	R 56,73	R 434,90	PLUMBING ITEMS
640	126250	259463	12/09/2022	HERMANUS MIDAS	R 1 362,17	R 204,32	R 1 566,49	VEHICLE REPAIRS/SPARES
641	125554	259464	12/09/2022	RIBBENS OFFICE NATIONAL	R 17 415,59	R 2 612,34	R 20 027,93	STATIONERY
642	126080	259465	12/09/2022	BOTRIVER BOEREMARK	R 1 320,56	R 198,08	R 1 518,64	HARDWARE
643	125546	259466	12/09/2022	PRIMWOOD PRODUCTS	R 14 434,78	R 2 165,22	R 16 600,00	PICNIC BENCH
644	125551	259467	12/09/2022	DERELUCE PRINTING	R 19 900,00	R -	R 19 900,00	LOGBOOKS
645	125646	259468	12/09/2022	STARTUNE (PTY) LTD	R 25 464,00	R 3 819,60	R 29 283,60	GLASS FIBRE POLES
646	125471	259469	12/09/2022	HERMANUS BUILD IT (PTY) LTD	R 2 271,83	R 340,77	R 2 612,60	GUTTERS
647	126272	259470	12/09/2022	OVERBERG AGRIBEDRYWE (PTY) LTD	R 542,61	R 81,39	R 624,00	COMPRESSOR COUPLING
648	125924	259471	12/09/2022	ACDC EXPRESS HERMANUS	R 1 325,36	R 198,80	R 1 524,16	ELECTRICAL ITEMS
649	125550	259472	12/09/2022	REVIVE GROUP (PTY) LTD	R 20 412,00	R 3 061,80	R 23 473,80	BUFFALO LAWN
650	126265	259473	12/09/2022	SJ HERHOLDT FURNITURES TO	R 1 320,00	R 198,00	R 1 518,00	KETTLES
651	125966	259474	12/09/2022	ACDC EXPRESS HERMANUS	R 1 735,00	R 260,25	R 1 995,25	ELECTRICAL ITEMS
652	125920	259475	12/09/2022	ACDC EXPRESS HERMANUS	R 1 558,92	R 238,84	R 1 797,76	ELECTRICAL ITEMS
653	125725	259476	12/09/2022	GROENEWALD SJ	R 26 500,00	R -	R 26 500,00	REPAIR & PAINT EXTERIOR WALLS
654	126263	259477	12/09/2022	ACDC EXPRESS HERMANUS	R 1 530,20	R 229,53	R 1 759,73	EXTENSION REEL
655	126261	259478	12/09/2022	PN MEDICAL (PTY) LTD	R 1 585,00	R 237,75	R 1 822,75	MEDICAL SUPPLIES

#	REQ NR	ORDER NO	ORDER DATE	CREDITOR NAME	ORDER AMOUNT - EXCL. VAT	VAT AMOUNT	ORDER AMOUNT - VAT INCL.	DESCRIPTION OF THE ORDER
656	126252	259479	12/09/2022	DR SA OBERHOLZER	R 2 000,00	R -	R 2 000,00	PSYCHOLOGIST
657	125537	259480	13/09/2022	COASTAL TRUSSES (EDMS) BP	R 14 162,70	R 2 124,41	R 16 287,11	ROOF SHEETS
658	125632	259481	13/09/2022	HERMANUS GAS CC	R 5 273,04	R 790,96	R 6 064,00	INSTALLATION OF NEW GAS STOVE
659	126248	259483	13/09/2022	SUPA QUICK HERMANUS	R 1 711,30	R 256,70	R 1 968,00	VEHICLE REPAIRS/SPARES
660	125785	259495	13/09/2022	SHADE AND STEEL SOLUTIONS	R 3 171,26	R 475,69	R 3 646,95	REPLACE & INSTALL SHADEPORT
661	125700	259498	13/09/2022	RIBBENS OFFICE NATIONAL	R 2 886,92	R 433,04	R 3 319,96	STATIONERY
662	126318	259500	13/09/2022	GANSBAAI BUILDIT (PTY) LTD	R 1 704,26	R 255,64	R 1 959,90	PAINT MATERIALS
663	125661	259501	13/09/2022	KAAP AGRIMARK LIQUOR	R 1 811,00	R 271,65	R 2 082,65	HARDWARE
664	126213	259502	13/09/2022	KAAP AGRIMARK LIQUOR	R 1 203,00	R 180,45	R 1 383,45	HARDWARE
665	126341	259503	13/09/2022	VIDI VOX SALES	R 1 647,83	R 247,17	R 1 895,00	CABLES
666	125944	259505	13/09/2022	GANSBAAI BUILDIT (PTY) LTD	R 1 304,17	R 195,63	R 1 499,80	SHADE CLOTH
667	125768	259506	13/09/2022	HERMANUS MOWER CENTRE	R 1 734,78	R 260,22	R 1 995,00	NYLON TRIMMER HEAD
668	126059	259508	13/09/2022	PERFECT BOUNCE CONSULTANT	R 6 700,00	R 1 005,00	R 7 705,00	SCARIFY OF CRICKET WICKET
669	126373	259509	13/09/2022	SOUND WORKS HERMANUS (PTY) LTD	R 1 800,00	R -	R 1 800,00	SOUND SYSTEM
670	126371	259510	13/09/2022	DAUNWIN ALEXANDER	R 1 990,00	R -	R 1 990,00	REMOVAL OF SHADEPORT STRUCTURE
671	126387	259512	14/09/2022	HERMANUS MOWER CENTRE	R 1 730,43	R 259,57	R 1 990,00	MOWING HEAD
672	125692	259514	14/09/2022	NUWAY ENTERPRISES	R 8 438,00	R 1 265,70	R 9 703,70	INFO & ROAD SIGNS
673	126336	259515	14/09/2022	HERMANUS HARDWARE	R 67,83	R 10,17	R 78,00	GLUE
674	126354	259517	14/09/2022	AMOROC DOORS	R 1 565,22	R 234,78	R 1 800,00	REPAIR ELECTRICAL MOTOR
675	126337	259518	14/09/2022	VOLTEX (PTY) LTD - OVERST	R 725,22	R 108,78	R 834,00	ELECTRICAL ITEMS
676	125622	259519	14/09/2022	NOLADA 8 (PTY) LTD	R 287,60	R 43,14	R 330,74	COMPUTER ACCESSORIES
677	125931	259520	14/09/2022	XI GLENWOOD TRAVEL AGENCY	R 18 921,74	R 2 838,26	R 21 760,00	FLIGHTS & ACCOMMODATION
678	126365	259521	14/09/2022	HERMANUS MIDAS	R 1 548,81	R 232,32	R 1 781,13	VEHICLE REPAIRS/SPARES
679	126364	259522	14/09/2022	SUPA QUICK HERMANUS	R 980,86	R 147,13	R 1 127,99	VEHICLE REPAIRS/SPARES
680	126065	259523	14/09/2022	FLO-RITE IRRIGATION CC	R 3 756,52	R 563,48	R 4 320,00	PUMP FOR WHALE TAIL
681	125886	259524	14/09/2022	DR NC ABEL	R 11 012,17	R 1 651,83	R 12 664,00	DOCTORS CONSULTATION
682	126344	259525	14/09/2022	NCUTHU AND SON (PTY) LTD	R 2 000,00	R -	R 2 000,00	PAINTING OF LED OFFICE
683	126343	259526	14/09/2022	HERMANUS OFFICE NATIONAL	R 1 129,48	R 169,42	R 1 298,90	STATIONERY
684	125824	259527	14/09/2022	BOTRIVER BOEREMARK	R 5 454,23	R 818,13	R 6 272,36	STEEL
685	126162	259536	14/09/2022	HERMANUS HARDWARE	R 565,22	R 84,78	R 650,00	HARDWARE
686	124609	259548	15/09/2022	HS METALWORKS	R 19 920,00	R -	R 19 920,00	STEELWORK
687	126412	259550	15/09/2022	GANSBAAI GAS (PTY) LTD	R 398,00	R 59,70	R 457,70	GAS ACCESSORIES
688	126413	259551	15/09/2022	AJ BANNEDIENS GANSBAAI	R 1 420,00	R 213,00	R 1 633,00	VEHICLE REPAIRS/SPARES
689	126415	259552	15/09/2022	HERMANUS MOWER CENTRE	R 158,48	R 23,77	R 182,25	VEHICLE REPAIRS/SPARES
690	125875	259553	15/09/2022	HERMANUS MIDAS	R 1 583,69	R 237,55	R 1 821,24	VEHICLE REPAIRS/SPARES
691	125875	259555	15/09/2022	OFFICETECH	R 8 038,50	R 1 205,78	R 9 244,28	SHREDDER
692	126429	259556	15/09/2022	HERMANUS OFFICE NATIONAL	R 1 701,04	R 255,16	R 1 956,20	STATIONERY
693	125872	259557	15/09/2022	RIBBENS OFFICE NATIONAL	R 20 261,08	R 3 039,16	R 23 300,24	STATIONERY
694	126228	259558	15/09/2022	KAAP AGRIMARK LIQUOR	R 477,00	R 71,55	R 548,55	HARDWARE

#	REQ NR	ORDER NO	ORDER DATE	CREDITOR NAME	ORDER AMOUNT - EXCL. VAT	VAT AMOUNT	ORDER AMOUNT - VAT INCL.	DESCRIPTION OF THE ORDER
695	125802	259559	15/09/2022	BOTRIEVE BOEREMARK	R 2 062,32	R 309,35	R 2 371,67	HARDWARE
696	125792	259560	15/09/2022	MEMOTEK TRADING CC	R 5 269,96	R 790,49	R 6 060,45	WELDER
697	125163	259561	15/09/2022	INFINETIX CONNECT	R 18 608,70	R 2 791,30	R 21 400,00	BARCODE SCANNER
698	126251	259562	15/09/2022	INFINETIX CONNECT	R 680,00	R 102,00	R 782,00	COMPUTER ACCESSORIES
699	125807	259563	15/09/2022	BREEFERIE TRAINING DEVEL	R 23 920,00	R 3 588,00	R 27 508,00	OPERATOR TRAINING
700	126410	259564	15/09/2022	GANSBAAI BUILDIT (PTY) LTD	R 921,67	R 138,25	R 1 059,92	HARDWARE
701	126391	259565	15/09/2022	HERMANUS LOCKSMITHS AND S	R 1 239,13	R 185,87	R 1 425,00	REPAIRS TO SECURITY GATE
702	126406	259566	15/09/2022	HERMANUS OFFICE NATIONAL	R 1 194,78	R 179,22	R 1 374,00	STATIONERY
703	126408	259567	15/09/2022	SUPA QUICK HERMANUS	R 1 568,43	R 235,26	R 1 803,69	VEHICLE REPAIRS/SPARES
704	126390	259568	15/09/2022	SHADE AND STEEL SOLUTIONS	R 1 724,13	R 258,62	R 1 982,75	DRILLING OF HOLES
705	126409	259569	15/09/2022	BOLT AND ENGINEERING DIST	R 1 689,12	R 253,37	R 1 942,49	VEHICLE REPAIRS/SPARES
706	126379	259570	15/09/2022	FAIRBRIDGES WERTHEM BECK	R 261,00	R -	R 261,00	TITLE DEEDS
707	126385	259571	15/09/2022	ACDC EXPRESS HERMANUS	R 147,00	R 22,05	R 169,05	ELECTRICAL ITEMS
708	126369	259572	15/09/2022	OASIS WATER	R 1 217,39	R 182,61	R 1 400,00	WATER DISPENSER SERVICE
709	126286	259573	15/09/2022	GANSBAAI BUILDIT (PTY) LTD	R 912,96	R 136,94	R 1 049,90	HARDWARE
710	126245	259575	15/09/2022	HERMANUS OFFICE NATIONAL	R 1 122,10	R 168,31	R 1 290,41	STATIONERY
711	125737	259576	15/09/2022	KAAP AGRICULTURE LIQUOR	R 14 112,00	R 2 116,80	R 16 228,80	GRASS SEED SHADE MIX
712	126313	259584	15/09/2022	OK FOODS GANSBAAI	R 869,39	R 130,41	R 999,80	FREEZER BAGS
713	125030	259589	16/09/2022	KM UMMELI ENTERPRISE (PTY) LTD	R 19 780,16	R -	R 19 780,16	HIKING SHOES
714	126497	259590	16/09/2022	HERMANUS OFFICE NATIONAL	R 249,26	R 37,39	R 286,65	HP PRINTER INK
715	126433	259592	16/09/2022	HERMANUS HARDWARE	R 1 022,61	R 153,39	R 1 176,00	HARDWARE
716	126430	259593	16/09/2022	THANDI'S LINEN AND CATERING	R 1 100,00	R -	R 1 100,00	CATERING
717	125856	259594	16/09/2022	KAAP AGRICULTURE LIQUOR	R 9 372,50	R 1 405,88	R 10 778,38	CYLINDRICAL POLES
718	125789	259595	16/09/2022	NUWAY ENTERPRISES	R 3 500,00	R 525,00	R 4 025,00	SIGN BOARDS
719	125657	259596	16/09/2022	EUROPA BOUERS (EUROPA WW)	R 18 000,00	R -	R 18 000,00	TILING AT GANSBAAI ELECTRICAL OFFICES
720	126418	259598	16/09/2022	GANSBAAI BUILDIT (PTY) LTD	R 765,13	R 114,77	R 879,90	HEAD LAMP
721	125741	259599	16/09/2022	MEMOTEK TRADING CC	R 12 180,96	R 1 827,14	R 14 008,10	ELECTRICAL ITEMS
722	126273	259601	16/09/2022	WILKOO MARKETING (PROMINE	R 706,52	R 105,98	R 812,50	PAINT
723	125847	259602	16/09/2022	NUWAY ENTERPRISES	R 2 790,00	R 418,50	R 3 208,50	CHROME/DECK BOARD
724	126452	259603	16/09/2022	ALEX GRANT PHARMACY	R 90,15	R 13,52	R 103,67	INJURY ON DUTY MEDICATION
725	126449	259604	16/09/2022	FRYHOFF ALBERTYN APTEEK CC	R 133,13	R 19,97	R 153,10	INJURY ON DUTY MEDICATION
726	126432	259605	16/09/2022	SECMA INTERNATIONAL SECUR	R 1 115,22	R 167,28	R 1 282,50	INSTALLATION OF SECURITY REMOTES
727	125757	259606	16/09/2022	HERMANUS OFFICE NATIONAL	R 1 161,70	R 174,25	R 1 335,95	STATIONERY
728	126438	259610	16/09/2022	GANSBAAI BUILDIT (PTY) LTD	R 1 426,00	R 213,90	R 1 639,90	HARDWARE
729	124740	259611	16/09/2022	BIDVEST WALTONS	R 299,52	R 44,93	R 344,45	CLEANING ITEMS
730	125922	259612	16/09/2022	THE COMPUTER HUT CC	R 20 447,00	R 3 067,05	R 23 514,05	ALARM AND CAMERA INSTALLATION
731	125852	259613	19/09/2022	KFC ENGINEERING & INDUSTR	R 7 250,00	R 1 087,50	R 8 337,50	PLUMBING ITEMS
732	125889	259614	19/09/2022	BOTRIEVE BOEREMARK	R 12 636,00	R 1 895,40	R 14 531,40	PADLOCKS
733	125958	259616	19/09/2022	KAAP AGRICULTURE LIQUOR	R 7 406,90	R 1 111,04	R 8 517,94	HARDWARE

#	REQ NR	ORDER NO	ORDER DATE	CREDITOR NAME	ORDER AMOUNT - EXCL VAT	VAT AMOUNT	ORDER AMOUNT - VAT INCL	DESCRIPTION OF THE ORDER
734	125959	259617	19/09/2022	BOTRIVIER BOEREMARK	R 7 990,48	R 1 198,57	R 9 189,05	CARPENTRY MATERIALS
735	126485	259618	19/09/2022	PFH HERMANUS	R 1 105,56	R 165,83	R 1 271,39	PLUMBING ITEMS
736	126486	259620	19/09/2022	GANSBAAI BUILD IT (PTY) LTD	R 956,46	R 143,47	R 1 099,93	PLUMBING ITEMS
737	125927	259621	19/09/2022	YMS MEDICAL SUPPLIES (PTY) LTD	R 17 429,83	R 2 614,48	R 20 044,31	MEDICATION
738	126445	259622	19/09/2022	HERMANUS HARDWARE	R 1 664,35	R 249,65	R 1 914,00	HARDWARE
739	126021	259624	19/09/2022	OVERBERG AGRARI BEDRYWE (PTY) LTD	R 8 480,39	R 1 272,06	R 9 752,45	POWER TOOLS
740	126503	259625	19/09/2022	GANSBAAI BUILD IT (PTY) LTD	R 1 478,17	R 221,73	R 1 699,90	WHEELBARROW
741	126470	259626	20/09/2022	HERMANUS MOWER CENTRE	R 1 356,52	R 209,48	R 1 566,00	LAWN MOWER EQUIPMENT
742	126506	259627	20/09/2022	ALEX GRANT PHARMACY	R 1 391,13	R 208,67	R 1 599,80	MEDICAL TESTS
743	125985	259636	20/09/2022	GANSBAAI BUILD IT (PTY) LTD	R 3 944,17	R 591,63	R 4 535,80	HARDWARE
744	125910	259637	20/09/2022	BEKA SCHREDER (PTY) LTD	R 11 220,00	R 1 683,00	R 12 903,00	SPIGOT
745	125911	259638	20/09/2022	BUILDERS TRADE DEPOT	R 3 912,17	R 586,83	R 4 499,00	WATER BOILER
746	126368	259639	20/09/2022	HERMANUS HARDWARE	R 1 091,30	R 163,70	R 1 255,00	HARDWARE
747	126378	259640	20/09/2022	BUILDERS TRADE DEPOT	R 1 369,57	R 205,43	R 1 575,00	HARDWARE
748	126502	259641	20/09/2022	MORNE'S CATERING AND DECO	R 1 920,00	-	R 1 920,00	TASK CATERING
749	126435	259642	20/09/2022	OVERBERG STEEL & IRRIGATI	R 242,35	R 36,35	R 278,70	STEEL
750	126510	259643	20/09/2022	HERMANUS HARDWARE	R 695,65	R 104,35	R 800,00	HARDWARE
751	126478	259644	20/09/2022	GANSBAAI BUILD IT (PTY) LTD	R 417,38	R 62,61	R 479,99	GARDEN HOSE
752	126459	259645	20/09/2022	AJ BANDEDIENS GANSBAAI	R 1 220,00	R 183,00	R 1 403,00	VEHICLE REPAIRS, SPARES
753	126014	259646	20/09/2022	OFF KETECH	R 24 878,00	R 3 731,70	R 28 609,70	STEEL TABLES & PLASTIC CHAIRS
754	126536	259647	20/09/2022	ALEX GRANT PHARMACY	R 1 611,88	R 241,78	R 1 853,66	MEDICATION
755	125915	259648	20/09/2022	BUILDERS TRADE DEPOT	R 4 954,78	R 743,22	R 5 698,00	WATER BOILER & MICROWAVE
756	125720	259649	20/09/2022	PETER BUTTNER SPORTSWEAR	R 15 200,00	R 2 280,00	R 17 480,00	POLE PROTECTORS
757	126439	259650	20/09/2022	SOLOMONS WW	R 1 980,00	-	R 1 980,00	PAINT RAILINGS
758	126477	259651	20/09/2022	HERMANUS HARDWARE	R 683,48	R 102,52	R 786,00	ELECTRICAL ITEMS
759	125511	259652	20/09/2022	BUILDERS TRADE DEPOT	R 15 007,04	R 2 251,06	R 17 258,10	FIRE PLACE
760	124720	259653	20/09/2022	OVERBERG STEEL & IRRIGATION	R 25 030,36	R 3 754,55	R 28 784,91	GAS CYLINDER RENTALS & REFILL
761	126499	259654	20/09/2022	BUILDERS TRADE DEPOT	R 970,43	R 145,57	R 1 116,00	HARDWARE
762	125900	259656	20/09/2022	RIBBENS OFFICE NATIONAL	R 4 851,00	R 727,65	R 5 578,65	OFFICE CHAIRS
763	126579	259658	20/09/2022	REV'VE GROUP (PTY) LTD	R 13 043,48	R 1 956,52	R 15 000,00	PLOT CLEARING - HERMANUS
764	125819	259661	20/09/2022	HERMANUS OFFICE NATIONAL	R 16 113,65	R 2 417,05	R 18 530,70	SHREDDER
765	125286	259662	20/09/2022	PHAMBILI REECHA (PTY) LTD	R 15 000,00	-	R 15 000,00	PLOT CLEARING - KLEINMOND
766	126361	259663	20/09/2022	HERMANUS EXTINGUISHER SER	R 950,00	R 142,50	R 1 092,50	RED SEALS
767	126227	259664	20/09/2022	BUCO HERMANUS	R 590,43	R 88,56	R 678,99	FIRST AID KIT
768	126031	259665	20/09/2022	KAAP AGRIMARK LIQUOR	R 781,74	R 117,26	R 899,00	HEATGUN
769	126471	259666	20/09/2022	HERMANUS MOWER CENTRE	R 691,43	R 109,72	R 795,15	BLADES
770	126526	259669	20/09/2022	HERMANUS BUILD IT (PTY) LTD	R 1 665,74	R 249,86	R 1 915,60	PLUMBING ITEMS
771	126546	259670	20/09/2022	OVERBERG AGRARI BEDRYWE (PT	R 511,32	R 76,70	R 588,02	HARDWARE
772	126549	259671	20/09/2022	BOLT AND ENGINEERING DIST	R 806,12	R 120,92	R 927,04	HARDWARE

#	REQ NR	ORDER NO	ORDER DATE	CREDITOR NAME	ORDER AMOUNT - EXCL. VAT	VAT AMOUNT	ORDER AMOUNT - VAT INCL.	DESCRIPTION OF THE ORDER
773	126550	259673	20/09/2022	DE VILLIERS D	R 1 600,00	R -	R 1 600,00	REPAIR SLIDING GATE
774	126548	259674	20/09/2022	VOLTEX (PTY) LTD - OVERST	R 1 153,50	R 173,03	R 1 326,53	ELECTRICAL ITEMS
775	126338	259676	21/09/2022	MCINJANA TOURS	R 1 900,00	R -	R 1 900,00	TRANSPORT
776	126544	259677	21/09/2022	GILBERT'S CATERING	R 1 220,00	R -	R 1 220,00	CATERING
777	126597	259678	21/09/2022	ALEX GRANT PHARMACY	R 99,93	R 14,99	R 114,92	INJURY ON DUTY MEDICATION
778	126077	259679	21/09/2022	HENCHEM	R 24 257,88	R 3 638,68	R 27 896,56	HERBICIDE
779	129003	259680	21/09/2022	IGWALAGWALA HOLDINGS (PTY) LTD	R 15 950,00	R -	R 15 950,00	PRINTING OF T-SHIRTS
780	125898	259684	21/09/2022	KAAP AGRIMARK LIQUOR	R 15 940,00	R 2 391,00	R 18 331,00	HARDWARE
781	125370	259685	21/09/2022	BOTRIVIER BOEREMARK	R 13 602,40	R 2 040,36	R 15 642,76	HEDGE TRIMMER & BLOWER
782	126553	259686	21/09/2022	ACDC EXPRESS HERMANUS	R 1 539,95	R 230,99	R 1 770,94	ELECTRICAL ITEMS
783	126566	259687	21/09/2022	GANSBAAI BUILDIT (PTY) LTD	R 1 565,03	R 234,76	R 1 799,79	HARDWARE
784	126564	259688	21/09/2022	HERMANUS HARDWARE	R 1 078,26	R 161,74	R 1 240,00	HARDWARE
785	125733	259690	21/09/2022	SKYHAWK'S GENERAL DEALERS	R 1 500,00	R -	R 1 500,00	LABOUR TO BUILD WALL
786	125763	259695	21/09/2022	KAAP AGRIMARK LIQUOR	R 14 585,40	R 2 187,81	R 16 773,21	STEEL
787	126534	259696	21/09/2022	GANSBAAI BUILDIT (PTY) LTD	R 1 652,09	R 247,81	R 1 899,90	HARDWARE
788	126528	259697	21/09/2022	GANSBAAI BUILDIT (PTY) LTD	R 1 683,48	R 252,52	R 1 936,00	HARDWARE
789	126535	259698	21/09/2022	ERIC BOOKER PROMOTIONS (PTY) LTD	R 1 708,35	R 256,25	R 1 964,60	HARDWARE
790	125777	259699	22/09/2022	AFRITURF CC	R 24 800,00	R 3 720,00	R 28 520,00	WHITE LINE MARKING LIQUID
791	124861	259700	22/09/2022	FIRST INC	R 4 733,48	R 710,02	R 5 443,50	IRRIGATION
792	126148	259701	22/09/2022	BIDVEST WAITONS	R 3 575,00	R 536,25	R 4 111,25	WATER COOLER
793	126557	259702	22/09/2022	OVERBERG AGRIBEDRYWE (PTY) LTD	R 1 560,00	R 234,00	R 1 794,00	BARRIER NET
794	126529	259703	22/09/2022	ERIC BOOKER PROMOTIONS (PTY) LTD	R 365,22	R 54,78	R 420,00	REPLACE TWO STICKERS
795	126189	259718	22/09/2022	THE COMPUTER HUT CC	R 3 493,42	R 524,01	R 4 017,43	SECURITY LOCK
796	126028	259723	22/09/2022	KFC ENGINEERING & INDUSTR	R 8 400,00	R 1 260,00	R 9 660,00	STEEL
797	126604	259724	22/09/2022	KLEINMOND BUILD IT	R 1 008,26	R 151,24	R 1 159,50	HARDWARE
798	126071	259725	22/09/2022	OVERBERG AGRIBEDRYWE (PTY) LTD	R 6 688,80	R 1 003,32	R 7 692,12	CLOTHING
799	126232	259727	22/09/2022	UNIVERSAL TRADING	R 7 627,00	R 1 144,05	R 8 771,05	ELECTRICAL ITEMS
800	126197	259728	23/09/2022	RIBBENS OFFICE NATIONAL	R 1 147,50	R 172,13	R 1 319,63	CLEANING ITEMS
801	126627	259729	23/09/2022	GANSBAAI BUILDIT (PTY) LTD	R 1 304,26	R 195,64	R 1 499,90	WHEELBARROW
802	126612	259730	23/09/2022	OVERBERG SCAFFOLD & MACHI	R 1 217,39	R 182,61	R 1 400,00	HIRE OF HIGH PRESSURE WASHER
803	126578	259731	23/09/2022	ACDC EXPRESS HERMANUS	R 287,30	R 43,10	R 330,40	ELECTRICAL ITEMS
804	126666	259732	23/09/2022	GILBERT'S CATERING	R 840,00	R -	R 840,00	CATERING
805	125990	259735	23/09/2022	BM POWER (PTY) LTD	R 2 277,75	R 341,66	R 2 619,41	VACUUM CLEANER
806	126210	259739	23/09/2022	BUILDERS TRADE DEPOT	R 6 330,43	R 949,57	R 7 280,00	HARDWARE
807	126665	259740	23/09/2022	SUPA QUICK HERMANUS	R 1 682,61	R 252,39	R 1 935,00	VEHICLE REPAIRS/SPARES
808	126290	259741	23/09/2022	WELL LAZER CC	R 4 561,00	R 684,15	R 5 245,15	STATIONERY
809	126264	259742	23/09/2022	PIENAR BROTHERS (PTY) LTD	R 2 505,00	R 375,75	R 2 880,75	PPE - SHOES
810	126639	259743	23/09/2022	VEES CLEANING SOLUTIONS	R 2 000,00	R -	R 2 000,00	PAINTING
811	125909	259744	23/09/2022	GANSBAAI BUILDIT (PTY) LTD	R 1 817,30	R 272,60	R 2 089,90	NUITEC BOARD

#	REQ. NR	ORDER NO	ORDER DATE	CREDITOR NAME	ORDER AMOUNT - EXCL. VAT	VAT AMOUNT	ORDER AMOUNT - VAT INCL.	DESCRIPTION OF THE ORDER
812	126307	259745	23/09/2022	GATEWAY SUPERSPAR & TOPS	R 2 699,66	R -	R 2 699,66	REFRESHMENTS
813	126041	259746	23/09/2022	STYLONIC CREATIONS	R 9 715,20	R -	R 9 715,20	PLAN FILING RACK
814	126011	259747	23/09/2022	BUCO HERMANUS	R 9 863,16	R 1 479,47	R 11 342,63	HARDWARE
815	126230	259748	23/09/2022	NUWAY ENTERPRISES	R 13 290,00	R 1 999,50	R 15 289,50	GALVANISED POLES
816	126622	259754	26/09/2022	KAAP AGR LAGRIMARK LIQUOR	R 743,70	R 111,56	R 855,26	BACKPACK SPRAYER
817	126600	259755	26/09/2022	HERMANUS BUILD IT (PTY) LTD	R 1 086,93	R 169,04	R 1 255,97	PAINT
818	126450	259756	26/09/2022	KAAP AGR LAGRIMARK LIQUOR	R 9 118,80	R 1 367,82	R 10 486,62	HINGES & LOCK SETS
819	126229	259757	26/09/2022	KAAP AGR LAGRIMARK LIQUOR	R 6 250,80	R 937,62	R 7 188,42	IRRIGATION
820	126447	259758	26/09/2022	NOLADA 8 (PTY) LTD	R 1 878,77	R 281,82	R 2 160,59	GUITTERS
821	126087	259760	26/09/2022	FORMS MEDIA INDEPENDENT A	R 22 589,57	R 3 388,43	R 25 978,00	WARRANT OF ARREST PAPERS
822	126621	259761	26/09/2022	GLASS MEN HERMANUS (PTY) LTD	R 752,17	R 112,83	R 865,00	GLASS
823	126097	259763	26/09/2022	ADVANCE OFFICE SUPPLIES CC	R 6 212,68	R 931,90	R 7 144,58	STATIONERY
824	126184	259764	26/09/2022	BOTRIEVER BOEREMARK	R 383,80	R 57,57	R 441,37	PAINT MATERIALS
825	126697	259767	26/09/2022	WALKER BAY NURSERY CC	R 509,57	R 76,43	R 586,00	PLANTS
826	126669	259768	26/09/2022	HERMANUS OFFICE NATIONAL	R 1 460,35	R -	R 1 460,35	REFRESHMENTS
827	126736	259771	27/09/2022	OK FOODS GANSBAAI	R 1 345,30	R 21,11	R 1 366,41	REFRESHMENTS
828	126509	259772	27/09/2022	MCINJANA TOURS	R 4 800,00	R -	R 4 800,00	TRANSPORT TO HAOME AFFAIRS
829	126746	259779	27/09/2022	HERMANUS MOWER CENTRE	R 430,44	R 64,57	R 495,01	MOWING HEADS
830	126037	259780	27/09/2022	TAMBUTI AGRICULTURAL SUPP	R 5 350,00	R 802,50	R 6 152,5	HERBICIDE
831	126569	259781	27/09/2022	KAAP AGR LAGRIMARK LIQUOR	R 1 219,05	R 182,86	R 1 401,91	DRILL BITS
832	126707	259782	27/09/2022	HERMANUS MOWER CENTRE	R 1 721,74	R 258,26	R 1 980	MOWING HEADS
833	126726	259783	27/09/2022	AJ BANDEDIENS GANSBAAI	R 1 685,00	R 252,75	R 1 937,75	VEHICLE REPAIRS/SPARES
834	124377	259784	27/09/2022	LUMBER & LAWN	R 4 800,66	R 720,10	R 5 520,76	LAWN MOWER EQUIPMENT
835	125801	259786	27/09/2022	DERELIZE PRINTING	R 27 800,00	R -	R 27 800	PRINTING BROCHURES
836	126443	259788	27/09/2022	GANSBAAI BUILD IT (PTY) LTD	R 5 217,04	R 782,56	R 5 999,6	WATERPROOFING
837	125373	259790	27/09/2022	BOTRIEVER BOEREMARK	R 9 563,52	R 1 434,53	R 10 998,05	VACUUM CLEANER & MICROWAVE
838	126651	259791	27/09/2022	GANSBAAI APTEK	R 162,08	R 24,31	R 186,39	INJURY ON DUTY MEDICATION
839	126715	259792	27/09/2022	ST MOTORS	R 558,00	R 89,70	R 647,7	PARTS FOR GENERATOR
840	125853	259794	28/09/2022	NOLADA 8 (PTY) LTD	R 10 140,00	R 1 521,00	R 11 661,00	KERR LAYING CLAMP
841	126111	259795	28/09/2022	INFINETIX CONNECT	R 7 050,00	R 1 057,50	R 8 107,50	COMPUTER ACCESSORIES
842	125961	259796	28/09/2022	ABERDARE CABLES (PTY) LTD	R 16 020,00	R 2 403,00	R 18 423,00	ELECTRICAL CABLE
843	126303	259815	28/09/2022	DERELIZE PRINTING	R 5 650,00	R -	R 5 650,00	CLOTHING
844	126719	259816	28/09/2022	SUPA QUICK HERMANUS	R 1 504,35	R 225,65	R 1 730,00	VEHICLE REPAIRS/SPARES
845	126720	259817	28/09/2022	HERMANUS MIDAS	R 1 511,70	R 226,76	R 1 738,46	VEHICLE REPAIRS/SPARES
846	126725	259818	28/09/2022	HERMANUS MOWER CENTRE	R 1 734,35	R 260,15	R 1 994,50	VEHICLE REPAIRS/SPARES
847	126388	259821	28/09/2022	BOTRIEVER BOEREMARK	R 6 695,65	R 1 004,35	R 7 700,00	FLOOD LIGHTS
848	126625	259822	28/09/2022	SW GARDINER TOURS AND TRA	R 22 250,00	R -	R 22 250,00	TRANSPORT
849	126404	259823	28/09/2022	PYNBOS LOGGING	R 22 148,00	R 3 322,20	R 25 470,20	PINE POLES
850	126613	259824	28/09/2022	HERMANUS HARDWARE	R 1 061,74	R 159,26	R 1 221,00	PLUGS

#	REQ. NR	ORDER NO	ORDER DATE	CREDITOR NAME	ORDER AMOUNT - EXCL. VAT	VAT AMOUNT	ORDER AMOUNT - VAT INCL.	DESCRIPTION OF THE ORDER
851	126677	259825	28/09/2022	HERMANUS MIDAS	R 1 162,72	R 174,41	R 1 337,13	FIRST AID KITS
852	126594	259826	28/09/2022	KAAP AGRIMARK LIQUOR	R 1 566,61	R 234,99	R 1 801,60	HARDWARE
853	126716	259827	28/09/2022	OK FOODS GANSBAAI	R 536,93	-	R 536,93	REFRESHMENTS
854	126446	259828	28/09/2022	WALKER BAY CONCRETE PRODU	R 4 000,00	R 600,00	R 4 600,00	CONCRETE BUILDING BLOCKS
855	126296	259834	28/09/2022	RIBBENS OFFICE NATIONAL	R 1 874,28	R 281,14	R 2 155,42	STATIONERY
856	126767	259837	29/09/2022	KLEINMOND BUILD IT	R 1 161,91	R 174,29	R 1 336,20	HARDWARE
857	125384	259838	29/09/2022	DE VILLIERS D	R 16 400,00	-	R 16 400,00	MAINTENANCE WORK
858	126511	259839	29/09/2022	HERMANUS HARDWARE	R 1 382,61	R 207,39	R 1 590,00	TOOLS
859	126328	259840	29/09/2022	HERMANUS OFFICE NATIONAL	R 335,00	R 80,25	R 415,25	STATIONERY
860	126573	259841	29/09/2022	GANSBAAI BUILD IT (PTY) LTD	R 1 738,96	R 260,84	R 1 999,80	TOOLS
861	126456	259842	29/09/2022	HERMANUS MIDAS	R 1 189,80	R 178,47	R 1 368,27	VEHICLE REPAIRS/SPARES
862	125751	259843	29/09/2022	HERMANUS OFFICE NATIONAL	R 18 770,39	R 2 815,56	R 21 585,95	STATIONERY
863	126653	259844	29/09/2022	HERMANUS OFFICE NATIONAL	R 1 853,87	R 278,08	R 2 131,95	STATIONERY
864	126094	259845	29/09/2022	RIBBENS OFFICE NATIONAL	R 6 191,68	R 928,75	R 7 120,43	STATIONERY
865	126791	259848	29/09/2022	AJ BAANDEIENS GANSBAAI	R 700,00	R 105,00	R 805,00	VEHICLE REPAIRS/SPARES
866	126792	259849	29/09/2022	SUPA QUICK KLEINMOND	R 575,00	R 86,25	R 661,25	VEHICLE REPAIRS/SPARES
867	126793	259850	29/09/2022	BUILDERS TRA DE DEPOT	R 1 721,74	R 258,26	R 1 980,00	HARDWARE
868	126462	259851	29/09/2022	PPF HERMANUS	R 667,90	R 100,18	R 768,08	PLUMBING ITEMS
869	126417	259852	29/09/2022	BIDVEST WALTONS	R 22 881,87	R 3 432,28	R 26 314,15	STATIONERY
870	126827	259853	29/09/2022	HERMANUS OFFICE NATIONAL	R 1 981,61	R 297,24	R 2 278,85	STATIONERY
871	125876	259854	29/09/2022	PIONEER PLASTICS SUPPLIES	R 20 874,00	R 3 131,10	R 24 005,10	FUEL TANKS
872	126381	259855	29/09/2022	BUILDERS TRADE DEPOT	R 1 864,17	R 279,63	R 2 143,80	HARDWARE
873	126479	259856	29/09/2022	HORNE ERM	R 644,00	-	R 644,00	EMBROIDERY
874	126768	259857	29/09/2022	PPF HERMANUS	R 1 266,40	R 189,96	R 1 456,36	PLUMBING ITEMS
875	126705	259860	29/09/2022	ENGELBRECHT ROOFING CC	R 1 676,70	R 251,51	R 1 928,21	STEEL
876	126771	259867	30/09/2022	KLEINMOND BUILD IT	R 781,74	R 117,26	R 899,00	PAVING
877	126392	259868	30/09/2022	BOTRIVIER BOEREMARK	R 2 530,00	R 379,50	R 2 909,50	ELECTRICAL ITEMS
878	126570	259869	30/09/2022	GANSBAAI BUILD IT (PTY) LTD	R 3 450,87	R 517,63	R 3 968,50	BUILDERS LIME
879	126460	259870	30/09/2022	BUCO HERMANUS	R 13 245,86	R 1 986,88	R 15 232,74	TOOLS
880	126436	259872	30/09/2022	KRIGE TREE SERVICES CC	R 25 900,00	R 3 885,00	R 29 785,00	HIRE WOODCHIPPER
881	126444	259873	30/09/2022	OVERBERG AGRIBEDRYWE (PTY) LTD	R 15 680,00	R 2 352,00	R 18 032,00	CYLINDRICAL POLES
882	125732	259874	30/09/2022	SKYHAWKS GENERAL DEALERS	R 2 500,00	-	R 2 500,00	PAINT WALL
883	126480	259875	30/09/2022	KAAP AGRIMARK LIQUOR	R 4 827,00	R 724,05	R 5 551,05	PAINT
884	125272	259876	30/09/2022	PIETER VAN DER BERG PHOTO	R 15 100,00	-	R 15 100,00	FRAMING OF POSTERS
885	126814	259877	30/09/2022	OVERBERG STEEL & IRRIGATION	R 1 551,57	R 232,73	R 1 784,30	STEEL
					R 3 924 131,36	R 470 415,10	R 4 394 546,46	



SUPPLY CHAIN MANAGEMENT REPORT IN TERMS OF PARAGRAPH 6(3) OF THE SCM POLICY

DEVIATIONS APPROVED IN TERMS OF PARAGRAPH 36(1)(a) OF THE SCM POLICY - OVERSTRAND MUNICIPALITY - 01 JULY 2022 TO 30 SEPTEMBER 2022- QUARTER 1

#	Request / SCD #	Supplier	Date	Deviation in terms of Paragraph	Amount Operational	Amount Capital	VAT @ 15 %	Value of the Deviation	Comments / Use description
1	SCD-411/2022	Gem-Jare News	2022/07/04	36(1)(a)(6)	R 1 700,00	-	-	R 1 700,00	Placement of Advertisements in Newspapers - 08n Adjustment Budget 2021/2022
		Overstrand Herald		36(1)(a)(6)	R 2 000,00	-	-	R 2 000,00	
		Burger a Division of Media 24(Hermonus Times)		36(1)(a)(6)	R 4 800,00	-	-	R 732,00	
		The Village News		36(1)(a)(6)	R 2 240,00	-	-	R 396,00	
		Gem-Jare News		36(1)(a)(6)	R 1 500,00	-	-	-	
2	SCD-412/2022	Overstrand Herald	2022/07/07	36(1)(a)(6)	R 1 100,43	-	-	R 1 100,00	Placement of Advertisements in Newspapers - Re advertisement of vacancies of APSC Members
		Burger a Division of Media 24(Hermonus Times)		36(1)(a)(6)	R 3 162,61	-	-	R 477,39	
		Burger a Division of Media 24(Die Burger)		36(1)(a)(6)	R 6 210,00	-	-	R 931,50	
		Independent News Paper (Wesland Argus & Cape Times)		36(1)(a)(6)	R 20 750,00	-	-	R 3 037,50	
		Overstrand Herald		36(1)(a)(6)	R 1 500,00	-	-	R 22 500,00	
3	SCD-413/2022	Overstrand Herald	2022/07/14	36(1)(a)(6)	R 1 700,00	-	-	R 1 700,00	Annual Review of the Municipality's Long Term Financial Plan for a Contract Period ending 30 June 2023
		Overstrand Herald		36(1)(a)(6)	R 75 526,50	-	-	R 11 628,98	
		Adapt IT (Pty) Ltd		36(1)(a)(6)	R 14 075,00	-	-	R 2 101,25	
		Overstrand Herald		36(1)(a)(6)	R 1 700,00	-	-	-	
		Overstrand Herald		36(1)(a)(6)	R 1 130,43	-	-	R 169,57	
4	SCD-414/2022	Burger a Division of Media 24(Hermonus Times)	2022/07/15	36(1)(a)(6)	R 5 093,17	-	-	R 763,83	Placement of Advertisements in Newspapers - Tender SC 2250/2022 & SC 2257/2022
		Burger a Division of Media 24(Die Burger)		36(1)(a)(6)	R 4 896,00	-	-	R 734,40	
		Independent Newspaper (Cape Times)		36(1)(a)(6)	R 3 796,00	-	-	R 569,40	
		Overstrand Herald		36(1)(a)(6)	R 1 800,00	-	-	R 1 800,00	
		The Village News		36(1)(a)(6)	R 3 960,00	-	-	R 594,00	
5	SCD-415/2022	Burger a Division of Media 24(Hermonus Times)	2022/07/25	36(1)(a)(6)	R 5 726,70	-	-	R 859,30	Placement of Advertisements in Newspapers - Tender SC2108/2022
		Burger a Division of Media 24(Die Burger)		36(1)(a)(6)	R 4 896,00	-	-	R 734,40	
		Overstrand Herald		36(1)(a)(6)	R 1 130,43	-	-	R 169,57	
		Independent News Paper (Cape Times)		36(1)(a)(6)	R 4 818,00	-	-	R 722,70	
		The Wildlife and Environment Society of South Africa		36(1)(a)(6)	R 1 21 946,09	-	-	R 1 829,91	
6	SCD-416/2022	IT Technologies (Cape CC)	2022/08/28	36(1)(a)(6)	R 86 956,52	-	-	R 13 043,48	Supply of Professional Services (In regard of Maintenance, Upgrabs and Support of Print Billing Software
		Water Institute of Southern Africa (WISA)		36(1)(a)(6)	R 8 900,00	-	-	R 1 345,00	
		PayChw Software Systems (Pty) Ltd		36(1)(a)(6)	R 11 126,96	-	-	R 1 669,04	
		Water Institute of Southern Africa (WISA)		36(1)(a)(6)	R 9 945,00	-	-	R 1 492,50	
		Water Institute of Southern Africa (WISA)		36(1)(a)(6)	R 300,00	-	-	R 45,00	
7	SCD-421/2022	Water Institute of Southern Africa (WISA)	2022/08/11	36(1)(a)(6)	R 9 945,00	-	-	R 1 492,50	Annual Legalsub Tender & System Update 18 & 19 August 2022
		Water Institute of Southern Africa (WISA)		36(1)(a)(6)	R 300,00	-	-	R 45,00	
		Water Institute of Southern Africa (WISA)		36(1)(a)(6)	R 9 945,00	-	-	R 1 492,50	
		Water Institute of Southern Africa (WISA)		36(1)(a)(6)	R 300,00	-	-	R 45,00	
		Water Institute of Southern Africa (WISA)		36(1)(a)(6)	R 9 945,00	-	-	R 1 492,50	
8	SCD-422/2022	Water Institute of Southern Africa (WISA)	2022/08/02	36(1)(a)(6)	R 11 126,96	-	-	R 1 669,04	Annual Legalsub Tender & System Update 18 & 19 August 2022
		Water Institute of Southern Africa (WISA)		36(1)(a)(6)	R 300,00	-	-	R 45,00	
		Water Institute of Southern Africa (WISA)		36(1)(a)(6)	R 9 945,00	-	-	R 1 492,50	
		Water Institute of Southern Africa (WISA)		36(1)(a)(6)	R 300,00	-	-	R 45,00	
		Water Institute of Southern Africa (WISA)		36(1)(a)(6)	R 9 945,00	-	-	R 1 492,50	

#	Request / SCD #	Supplier	Date	Description in terms of Paragraph	Amount Operational	Amount Capital	WT @ 15%	Value of the Deviation	Comments / Line description
12	SCD343/2022	Gain Berg News	2022/08/01	36 (15,000)	R 2 300,00			R 2 300,00	Placement of Advertisements in Newspapers - Quarterly to submit the information for the JEP Process Plan for Integrated Development Planning and Budget Preparation 2022/2027 and Draft Reviewed Performance Management Framework
		The Village News		30 (15,000)	R 4 200,00			R 4 200,00	
13	SCD343/2022	Over strand Herald	2022/08/30	36 (15,000)	R 2 130,43			R 460,57	Package for Forestry M advice
		Earlwood 26.2 (Pty) Ltd		30 (15,000)	R 3 704,56			R 422 000,00	
14	SCD343/2022	The Village News	2022/08/04	36 (15,000)	R 6 720,00			R 7 720,00	Placement of Advertisements in Newspapers - 7 tenders SC2310N/2022, SC2311/2022 & SC2312/2022
		Gain Berg News		30 (15,000)	R 3 600,00			R 3 600,00	
15	SCD343/2022	Over strand Herald	2022/08/15	36 (15,000)	R 2 260,47			R 2 000,00	Placement of Advertisements in Newspapers - 7 tenders SC2310N/2022, SC2311/2022 & SC2312/2022
		Burger a Division of Media 24 (Dine Burger)		30 (15,000)	R 10 184,35			R 1 171,00	
16	SCD343/2022	Burger a Division of Media 24 (Dine Burger)	2022/08/15	36 (15,000)	R 9 792,00			R 1 260,80	Placement of Advertisements in Newspapers - 7 tenders SC2310/2022
		Independent News Paper (Capet Town)		30 (15,000)	R 7 900,00			R 8 995,00	
17	SCD343/2022	Burger a Division of Media 24 (Dine Burger)	2022/08/15	36 (15,000)	R 4 898,00			R 5 030,40	Placement of Advertisements in Newspapers - 7 tenders SC2310/2022
		Independent News Paper (Capet Town)		30 (15,000)	R 4 088,00			R 4 701,20	
18	SCD343/2022	The Village News	2022/09/13	36 (15,000)	R 9 295,10			R 7 400,00	National Wetlands Indaba 24 - 27 October 2022
		Gain Berg News		30 (15,000)	R 2 975,00			R 3 500,00	
19	SCD343/2022	Over strand Herald	2022/08/26	36 (15,000)	R 2 210,00			R 2 600,00	Placement of Advertisements in Newspapers for Tenders SC2305/2022 & SC2310/2022
		Burger a Division of Media 24 (Dine Burger)		30 (15,000)	R 9 995,20			R 11 712,00	
20	SCD343/2022	Burger a Division of Media 24 (Dine Burger)	2022/09/13	36 (15,000)	R 4 785,84			R 5 030,40	Placement of Advertisements in Newspapers for Tenders SC2305/2022 & SC2310/2022
		Independent News Paper (Capet Town)		30 (15,000)	R 3 425,16			R 4 025,60	
21	SCD343/2022	Vedyn CC	2022/09/13	36 (15,000)	R 3 478,20			R 4 000,00	Virtual Wetlands Indaba 24 - 27 October 2022
22	SCD343/2022	West-Step Academy (Pty) Ltd	2022/09/08	36 (15,000)	R 4 800,00			R 5 520,00	Online Training - Risk Management Module 08 & 09 September 2022
23	SCD343/2022	The Institute of Environmental and Recreation Management (IERM)	2022/09/01	36 (15,000)	R 13 570,20			R 13 972,00	IERM Convention 7 - 9 September 2022
24	SCD343/2022	South African Society of Occupational Health & Safety (SASOHS)	2022/09/23	36 (15,000)	R 4 347,03			R 5 000,00	SASOHS Conference and AGM
25	SCD343/2022	Breakthrough Advertisers MP/Up Whole Coast FM	2022/09/23	36 (15,000)	R 60 869,57			R 70 000,00	Radio Advertisements/Freeview Marketing including all the radio Ads 2022/2023
<b>TOTAL</b>					<b>R 1 095 296,45</b>	<b>R 363 593,58</b>		<b>R 1 259 190,03</b>	



**SUPPLIER COMPLAINTS (DISPUTES) - IN JULY 2022 TO 31 SEPTEMBER 2022 - QUARTER 1**

#	Reference	Relevant Period	Evaluation Date	Allocation Date	Description	Awarded to	Contractor	Special Complaint (Dispute Query)	Reason for Special Complaint/ Dispute	Date resolved	When in process	Date of Outcome	Outcome
1	SC2307/2022	25-Mar-22	21-Jun-22	23-Jun-22	Utility Services for the Overstrand Area for a Contract Period Ending 30 June 2025	Overstrand Community Lifeguards CC	South African Coast Guard (Pty) Ltd	Query	Requested BAC report and reasons why they were unsuccessful	7-Jul-22	Finalised	07-Jul-22	Resolved - Provided bidder with BAC report and reasons why they were unsuccessful
2	SC2293/2022	11-Mar-22	14-Jul-22	14-Jul-22	Appointment of A Contractor for Conveyancing Services	Kruger & Bignall Attorneys	Peys and Partners Inc.	Query	Reason for not being successful	14-Jul-22	Finalised	14-Jul-22	Resolved - Reason provided to bidder
3	SC2312/2022	20-Jul-22	18-Aug-22	22-Aug-22	Training Test, Diagnosing and locating a fault on a high and low voltage electrical cable	Cancelled	South African Franchise Location (Pty) Ltd	Query	Reason for not being successful	22-Aug-22	Finalised	20-Aug-22	Resolved - Reason provided to bidder
4	SC2304/2022	30-Jul-22	16-Sep-22	16-Sep-22		Cancelled	Alton Training Academy a Division of Alton Park Wine CC	Query	Reason for cancellation and not being successful	21-Sep-22	Finalised	23-Sep-22	Resolved - Provided reasons for cancellation of Quotation
5	SC2304/2022	20-Jul-22	16-Sep-22	16-Sep-22	Training, Oversight of Chainsaw, Pruning and Shaping of Dromedary Shrubs, Applying Herbicides to Nuisance Weeds and Operating Woodchips/Structural	Cancelled	Trials 5 Training and Development	Query	Reason for cancellation and not being successful	21-Sep-22	Finalised	23-Sep-22	Resolved - Provided reasons for cancellation of Quotation
6	SC2304/2022	20-Jul-22	16-Sep-22	16-Sep-22		Cancelled	Proton Agricultural Training Centre CC	Query	Reason for cancellation and not being successful	23-Sep-22	Finalised	23-Sep-22	Resolved - Provided reasons for cancellation to bidder
7	SC2300/2022	22-Jul-22	15-Sep-22	23-Sep-22	Nalskarene Bulk Water Supply	Bermer Civil & Plan (Pty) Ltd	Wentzen Construction (Pty) Ltd	Query	Requested evaluation report	26-Sep-22	Finalised	27-Sep-22	Resolved - Evaluation report submitted to bidder
8	SC2327/2022	22-Jul-22	15-Sep-22	23-Sep-22	Starboard Bulk Water Supply	Bermer Civil & Plan (Pty) Ltd	Wentzen Construction (Pty) Ltd	Query	Requested evaluation report	26-Sep-22	Finalised	27-Sep-22	Resolved - Evaluation report submitted to bidder
9	SC2309/2022	22-Jul-22	15-Sep-22	23-Sep-22	Nalskarene Bulk Water Supply	Bermer Civil & Plan (Pty) Ltd	Ten Engineers Risk (Pty) Ltd	Query	Bidder stated an SQM official from Overstrand Municipality contacted firm requesting payment, in order to be awarded the tender	08-Aug-22	Finalised	23-Sep-22	Resolved - SQM (Procurement) official gave sworn affidavits that no money was paid for any payment. The matter was reported to the South African Police Services. A notice was also distributed to all bidders and will be published on the municipal website alerting bidders of same

10	SC2 321/2022	22-Jul-22	15-Sep-22	25-Sep-22	25-Sep-22	Masabane Bus Route	Rever Civil & Plan Hire	Western Construction (Pty) Ltd	Query	Bidder stated an SCM official from Overstrand Municipality contacted him regarding payment, in order to be awarded the tender.	04-Aug-22	Finalised	22-Sep-22	Received - SCM (Procurement) officials government affidavits that no one solicited any payment. The matter was reported to the South African Police Services. A notice will also be distributed to all bidders and will be published on the municipal website alerting bidders of scams.
11	SC2 322/2022	22-Jul-22	15-Sep-22	23-Sep-22	Rever Civil & Plan Hire	Ten Engineers RSA (Pty) Ltd		Query	Bidder stated an SCM official from Overstrand Municipality contacted him regarding payment, in order to be awarded the tender.	09-Aug-22	Finalised	22-Sep-22	Received - SCM (Procurement) officials government affidavits that no one solicited any payment. The matter was reported to the South African Police Services. A notice will also be distributed to all bidders and will be published on the municipal website alerting bidders of scams.	
12	SC2 330/2022	5-Aug-22	In Process	In Process	In Process	Training: Introduction to Supervision Management and Oversight for Standard 100013		Triple S Training and Development	Query	Bidder stated an SCM official from Overstrand Municipality contacted him regarding payment, in order to be awarded the tender.	20-Sep-22	Finalised	Finalised	Received - SCM (Procurement) officials government affidavits that no one solicited any payment. The matter was reported to the South African Police Services. A notice will also be distributed to all bidders and will be published on the municipal website alerting bidders of scams.
13	SC2 306/2022	16-Sep-22	In Process	In Process	In Process	Online Subscription for Access to legal information for a 2-year contract period.		Ngqahaya VO21.0	Query	Bidder stated an SCM official from Overstrand Municipality contacted him regarding payment, in order to be awarded the tender.	30-Sep-22	Finalised	Finalised	Received - SCM (Procurement) officials government affidavits that no one solicited any payment. The matter was reported to the South African Police Services. A notice will also be distributed to all bidders and will be published on the municipal website alerting bidders of scams.

KCR	Date of Expenditure	Date Reported to the Accounting Officer	Date of Approval	Date of Payment	Report to be issued	Request to Main Job and Job	Description	Status	Type of Expenditure	Amount Approved	Amount Spent	Total
<b>I. Irregular expenditure not currently under investigation</b>												
2023.1.18	2023.05.27	2023.05.11	2023.05.18	2023.05.17	Awaiting departmental report	To be reported to the Audit Committee	Translation Service	Awaiting departmental report	Paragraph 15	Nil	£ 1,200.00	£ 1,200.00
2023.1.18	2023.04.06	2023.04.23	2023.04.23	2023.04.23	Referenced for investigation	2023.06.19	Supply of Goods Service	Referenced for investigation	Paragraph 14	£ 36,044.33	£ 311,459.38	£ 347,503.71
2023.1.18	2023.04.06	2023.04.23	2023.04.23	2023.04.23	Awaiting departmental report	To be reported to the Audit Committee	Printing of Machinery	Awaiting departmental report	Paragraph 15	£ 108,845.00	£ 1,742,400	£ 1,851,245.00
2023.1.18	2023.04.06	2023.04.23	2023.04.23	2023.04.23	Awaiting MFC report	To be reported to the Audit Committee	Trading Services	Awaiting MFC report	Paragraph 15	£ 500.00	£ -	£ 500.00
2023.1.18	2023.04.06	2023.04.23	2023.04.23	2023.04.23	Referenced for investigation	To be reported to the Audit Committee	Travel Services	Referenced for investigation	Paragraph 15	£ 11,518.39	£ 2,108.87	£ 13,627.26
<b>II. Irregular expenditure approved by Council as irrecoverable and written off in terms of S32(6) of the Local Government Act 2002</b>												
2023.1.18	2023.05.27	2023.05.11	2023.05.18	2023.05.17	2023.05.28	2023.06.19	Placement advertisement in the press	Certified as irrecoverable and written off	Paragraph 18	£ 20,446.00	£ 440,217	£ 460,663
2023.1.18	2023.04.06	2023.04.23	2023.04.23	2023.04.23	2023.06.28	2023.06.19	Supply and installation of office equipment	Certified as irrecoverable and written off	Paragraph 16	£ 3,541.00	£ 813,078	£ 816,619
2023.1.18	2023.04.06	2023.04.23	2023.04.23	2023.04.23	2023.06.28	2023.06.19	Printing of Machinery	Certified as irrecoverable and written off	Paragraph 17	£ 20,710.00	£ 148,312	£ 169,022
<b>III. Irregular expenditure not currently under investigation</b>												
2023.1.18	2023.05.27	2023.05.11	2023.05.18	2023.05.17	2023.05.28	2023.06.19	Professional fees for the preparation of accounts	Certified as irrecoverable and written off	Paragraph 18	£ 1,703.17	£ -	£ 1,703.17
<b>IV. Irregular expenditure approved by Council as irrecoverable and written off in terms of S32(3)(b) of the Local Government Act 2002</b>												
2023.1.18	2023.05.27	2023.05.11	2023.05.18	2023.05.17	2023.05.28	2023.06.19	Printing of Machinery	Awaiting departmental report	Paragraph 15	£ 6,373.00	£ -	£ 6,373.00
2023.1.18	2023.04.06	2023.04.23	2023.04.23	2023.04.23	2023.06.28	2023.06.19	Printing of Machinery	Awaiting departmental report	Paragraph 15	£ 10,000.00	£ -	£ 10,000.00

## 4.4

**QUARTERLY BANK ACCOUNT WITHDRAWALS IN TERMS OF SECTION 11(4) OF THE MFMA FOR THE QUARTER ENDED SEPTEMBER 2022**

5/18/R

BA King

Senior Manager: Financial Services

17 October 2022

(028) 313 8154

---

**1. Executive Summary**

Report prepared as part of the financial reporting obligations arising from section 11(4) of the Local Government: Municipal Finance Management Act, 2003 (MFMA).

**2. Service Delivery and Budget Implementation Plan - IGNITE**

Directorate Finance  
Financial Services

**3. Compliance with Strategic Priority**

Provision of democratic, accountable and ethical governance

**4. Delegated Authority**

None

**5. Legal Requirements**

Section 11(4) of the Local Government: Municipal Finance Management Act, No. 56 of 2003 (MFMA)

**6. Background/Discussion/Evaluation/Conclusion****Background**

On a quarterly basis a consolidated report of all withdrawals made in terms of section 11(1) (b)-(j) of the MFMA must be compiled and submitted to Council, the relevant Provincial Treasury and the Auditor General.

**7. Financial Implications**

None

**8. Staff Implications**

None

**9. Comments from other Departments, Divisions and Administrations**

None

**10. Annexures**

Annexure A: Consolidated report for the quarter ended September 2022

**RECOMMENDATION TO THE COUNCIL:**

that the consolidated quarterly report, as per Annexure A, in respect of Bank Account Withdrawals in terms of Section 11(4) of the MFMA for the quarter ended September 2022, **be noted**.

**RESPONSIBLE OFFICIAL :****BA KING****TARGET DATE FOR IMPLEMENTATION :****TO BE NOTED**

**WC032 - OVERSTRAND MUNICIPALITY**  
**BANK ACCOUNT WITHDRAWALS IN TERMS OF SECTION 11(4) OF THE MFMA**  
**Municipal Finance Management Act, section 11(4)**  
*Consolidated Quarterly Report for period 01/07/2022 - 30/09/2022*



Date	Payee	Amount in R'000	Description and Purpose (including section reference e.g. sec 11(f))	Authorised by (name)
30/09/2022	Various charities	R3 643	Section 11(d) - Payments from a trust, charitable or relief fund without budget appropriation in terms of section 12(4).	Municipal Manager
30/09/2022	SARS	R687 719	Section 11(e) - Payments to a person or organ of state of money received by the municipality on behalf of that person or organ of state.	Financial Managers
30/09/2022	Provincial Government (Licence Fees)	R9 017 196	Section 11(e) - Payments to a person or organ of state.	Financial Managers
30/09/2022	Various consumers	R6 068	Section 11(f) Refund money incorrectly paid into a bank account	Financial Managers
30/09/2022	Various consumers	R2 894 181	Section 11(g) - Refund guarantees, sureties and security deposits	Financial Managers
30/09/2022	Various investments	R201 245 000	Section 11(h) - Payments for cash management and investment purposes in accordance with section 13	Municipal Manager

**Instructions for completing this report:**

The Accounting Officer must include information motivating the non-budgeted withdrawals, action taken to rectify the breach and identify how funding will be sourced through an Adjustments Budget. This information can be an additional report to council or incorporated into the table above by inserting additional space. This report must be tabled in Council within 30 days after the end of each quarter where a withdrawal occurs.

**Withdrawals that must be reported each quarter:**

- Section 11(b) - Expenditure authorised by the MEC for finance in terms of section 26 (4) when a municipality has failed to approve a budget by 30 June;
- Section 11(c) - Unforeseeable and unavoidable expenditure authorised by the mayor in terms of section 29(1);
- Section 11(d) - Payments from a trust, charitable or relief fund without budget appropriation in terms of section 12(4);
- Section 11(e) - Payments to a person or organ of state of money received by the municipality on behalf of that person or organ of state, including:
  - money collected by the municipality on behalf of that person or organ of state by agreement; or
  - any insurance or other payments received by the municipality for that person or organ of state;
- Section 11(f) - Refund money incorrectly paid into a bank account;
- Section 11(g) - Refund guarantees, sureties and security deposits;
- Section 11(h) - Payments for cash management and investment purposes in accordance with section 13;
- Section 11(i) - To defray increased expenditure on a multi-year capital project in terms of section 31;
- Section 11(j) - Payments for other purposes as may be prescribed from time-to-time.

**Distribution:**

- Table this report in a full council meeting, including additional motivation on action taken to rectify within 30 days after the end of each quarter (section 11(4)).
- Submit a copy to the relevant National Treasury, provincial treasury and the Auditor-General.

**4.5****BUDGET REPORT AND SERVICE DELIVERY AND BUDGET IMPLEMENTATION PLAN (SDBIP) FOR THE QUARTER ENDED SEPTEMBER 2022**

5/1/1/24-2022/2023 &amp; 2/12/1/1

BA King

Senior Manager: Financial Services

17 October 2022

(028) 313 8154

---

**1. Executive Summary**

Report prepared as part of the reporting obligations arising from section 52(d) of the Local Government: Municipal Finance Management Act, 2003 (MFMA).

**2. Service Delivery and Budget Implementation Plan - IGNITE**

Directorate: Finance  
Financial Services

Directorate: Management Services  
Strategic Services

**3. Compliance with Strategic Priority**

Promotion of tourism, economic and social development  
Provision and maintenance of municipal services  
Provision of democratic, accountable and ethical governance  
Encouragement of structured community participation in the affairs of the municipality  
Creation and maintenance of a safe and healthy environment

**4. Delegated Authority**

None

**5. Legal Requirements**

Section 52(d) of the Local Government: Municipal Finance Management Act, (Act 56 of 2003) [MFMA]

**6. Background/Discussion/Evaluation/Conclusion****Background**

This report has been prepared as part of the reporting obligations arising from the MFMA. The MFMA requires the Executive Mayor to report to Council on a quarterly basis on the state of the Municipality's budget and SDBIP.

## Discussion

Legislation requires that certain financial and performance information is disclosed in the quarterly monitoring report. The report has been prepared according to the standard reporting formats issued by National Treasury.

The SDBIP report, included as Appendix 1 of the quarterly budget report, is a layered plan comprising the Top Level SDBIP.

The top level SDBIP measures the achievement of the strategic performance indicators of the municipality. These include the prescriptive performance indicators prescribed by Section 10 of the Local Government: Municipal Planning and Performance Regulations of 2001.

The following additional reporting information is also included:  
The Executive Mayor's special fund report is attached as Annexure B.

The Cost Containment Regulations, 2019 report, attached as Annexure C, represents the status up to the end of September 2022 (Quarter 1).

The quarterly post implementation status of the mSCOA Project is attached as Annexure D.

Furthermore, the following table represents the income foregone during the 2021/2022 financial year, reported in terms of section 15(3)(a) & (b) of the Local Government: Municipal Property Rates Act.

INCOME FORGONE	
15000	-3 010 979.16
35000	-6 588 825.56
20%	-50 731 503.60
DISCOUNTS	-8 175 191.08
	<b>-68 506 499.40</b>

## 7. Financial Implications

None

## 8. Staff Implications

None

**9. Comments from other Departments, Divisions and Administrations**

The contents of the SDBIP reflects the information submissions from the relevant affected officials.

**10. Annexures**

- Annexure A: Budget Report and SDBIP for the quarter ended September 2022
- Annexure B: Executive Mayor's special fund – September 2022
- Annexure C: Status report on the Cost Containment Regulations, 2019 – September 2022
- Annexure D: Municipal Regulations on the Standard Chart of Accounts (mSCOA): Post Implementation Status of the mSCOA Project – September 2022

**RECOMMENDATION TO THE COUNCIL:**

1. that the budget report and service delivery and budget implementation plan for the quarter ended September 2022, prepared as part of the reporting obligations arising from the Local Government: Municipal Finance Management Act, 2003 and additional information, **be noted**;
2. that the content of the report, for the first quarter of the 2022/2023 financial year, on the top level Service Delivery and Budget Implementation Plan **be noted**; and
3. that the income foregone in terms of the Local Government: Municipal Property Rates Act, for the 2021/2022 financial year, **be noted**.

**RESPONSIBLE OFFICIALS :****BA KING  
RG LOUW  
EH HOONEBERG****TARGET DATE FOR IMPLEMENTATION :****TO BE NOTED**



# QUARTERLY BUDGET REPORT AND SDBIP SEPTEMBER 2022

## In-Year Report of the Municipality

Prepared in terms of Section 52(d) of the Local Government:  
Municipal Finance Management Act (Act 56 of 2003) &  
Section 31 of the Municipal Budget and Reporting Regulations,  
Government Gazette 32141, 17 May 2009.



We belong



We care



We serve

## Table of Contents

Glossary .....	3
PART 1 – IN-YEAR REPORT .....	5
Mayor’s Report .....	5
Resolutions .....	6
Executive Summary .....	7
In-year budget statement tables .....	10
PART 2 – SUPPORTING DOCUMENTATION .....	19
Debtors' analysis .....	19
Creditors' analysis .....	20
Investment portfolio analysis .....	21
Allocation and grant receipts and expenditure .....	22
Councillor allowances and employee benefits .....	25
Material variances to the SDBIP.....	26
Municipal financial performance indicators.....	27
Capital programme performance .....	28
Other supporting documentation .....	35
Municipal manager’s quality certification .....	38

Appendix 1 – Service Delivery and Budget Implementation Plan

## Glossary

**Adjustments budget** – Prescribed in section 28 of the MFMA. The formal means by which a municipality may revise its annual budget during the year.

**Budget** – The financial plan of the Municipality.

**Capital expenditure** - Spending on assets such as infrastructure, land & buildings minor assets etc. Any capital expenditure must be reflected as an asset on the Municipality's statement of financial position.

**DORA** – Division of Revenue Act. Annual legislation that shows the total allocations made by national to provincial and local government.

**Equitable share** – An unconditional grant paid to municipalities. It is predominantly targeted towards funding the Indigent Policy.

**FMG** – Financial Management Grant.

**GFS** – Government Finance Statistics. An internationally recognized classification system that facilitates like for like comparison between municipalities.

**GRAP** – Generally Recognised Accounting Practice. The standard for municipal accounting.

**IDP** – Integrated Development Plan. The main strategic planning document of the Municipality.

**MBRR** – Local Government: Municipal Finance Management Act (56/2003): Municipal budget and reporting regulations.

**MFMA** – Local Government: Municipal Finance Management Act (56/2003). The principle legislation relating to municipal financial management.

**MIG** – Municipal Infrastructure Grant.

**MTREF** – Medium Term Revenue and Expenditure Framework (MTREF). The medium term financial plan, usually 3 years, based on a fixed first year and indicative further two years' budget allocations. Also includes financial information of the previous and current year.

**NDPG** – Neighbourhood Development Partnership Grant.

**Operating expenditure** – Spending on the day to day expenses of the Municipality such as salaries and wages, repairs and maintenance etc.

**Rates** – Local Government tax based on the assessed value of a property. To determine the rates payable, the assessed rateable value is multiplied by the rate in the rand.

**SDBIP** – Service Delivery and Budget Implementation Plan (SDBIP). A detailed plan comprising annual and quarterly performance information.

**Strategic objectives** – The main priorities of the Municipality as set out in the IDP. Budgeted spending must contribute towards the achievement of the strategic objectives.

**Vote** – A main appropriation segment of the budget. In Overstrand Municipality this relates to the directorate level for operating expenditure and the GFS classification for capital expenditure.

**YTD** – Year to date

**y-o-y** – year-on-year

## **PART 1 – IN-YEAR REPORT**

### **Mayor's Report**

#### ***1.1 In-Year Report – Quarterly Budget Report***

##### **1.1.1 Implementation of the budget in accordance with the SDBIP**

The results of the SDBIP for the first quarter ended 30 September 2022 is included as Appendix 1 to this report.

##### **1.1.2 Financial problems or risks facing the municipality**

No financial problems or risks from a budgetary implementation or financial management perspective identified up till 30 September 2022. It is however important to note that as a country we are faced with three major phenomena, firstly, the financial impact of the COVID-19 Pandemic on municipalities, secondly, the impact of the downgrade on South Africa's credit rating in 2020 and thirdly, the war in Ukraine, which is negatively impacting commodity prices worldwide. As a result of this, municipalities remain under pressure to provide cost effective services.

##### **1.1.3 Other relevant information**

The 2022/2023 Budget was compiled according to version 6.6.1 of the mSCOA classification framework. The below results reflect the first quarter's financial position.

YTD Actual operating revenue at the end of the first quarter for 2022/2023 is at 25.85% of the budgeted revenue of R1.498bn. The expenditure reflects spending of 19.84% against the budgeted expenditure of R1.595bn.

YTD Capital expenditure at the end of September 2022 amounts to R26.7m, or 11.33% of the amended budget of R236m. Refer to the table on page 28 for the implementation status of the Top 10 Capital Projects.

An Adjustments Budget was tabled during this quarter in terms of section 28(1) and section 29 of the Local Government: Municipal Finance Management Act, 2003 (MFMA) to appropriate revenue and expenditure for grant funding received from an organ of state and the consolidation of capital projects for unforeseen and unavoidable expenditure, which must be approved by Council in terms of legislation.

The 12-month rolling average payment rate had dropped to 96,95% by the end of June 2020. The collection rate gained traction during the 2022/2023 financial year and at the end of September 2022 this stood at 100,14%.

The positive cash flow remains stable and is in line with budgeted performance.

## **Resolutions**

### ***IN-YEAR REPORTS 2022/2023***

This is the resolution that will be presented to Council when the In-Year Report is tabled:

#### ***RECOMMENDATION TO THE COUNCIL:***

that the budget report and service delivery and budget implementation plan for the quarter ended September 2022, prepared as part of the financial reporting obligations arising from the Local Government: Municipal Finance Management Act, 2003 and additional information, **be noted**.

## **Executive Summary**

### **COVID-19**

The National State of Disaster was terminated as from 5 April 2022. The overall impact of COVID-19, relating to the municipality's finances, is still being closely monitored.

### **Revenue by Source**

The Year-to-Date actual revenue is 0.27% above the YTD budget projections at the end of September 2022.

### **Borrowings**

The balance of borrowings amounts to R472.3m at the end of September 2022.

### **Operating expenditure by vote & type**

Current expenditure is 1.59% below YTD budget projections as at September 2022.

### **Capital expenditure**

The YTD Capital expenditure amounts to R26.7m or 11.33% of the amended budget of R236m. The current capital commitments of orders in progress amounts to R76m or 32.23% of the amended capital budget of R236m.

### **Cash flows**

The municipality started the year with a positive cash balance of R616.3 million. The September closing balance is R669.1 million. Refer to Supporting Table SC9 for more details on the cash position.

### **Allocations received (National & Provincial Grants)**

Grants totaling R14.1m was received during September 2022.

### **Spending on Grants**

Spending on grants amounts to R17.2m for September 2022 which includes FMG, MIG, EPWP, INEP, WSIG, Resource funding for the establishment & support of K9 Unit, Community Library Grant & Provincial Housing Grant – Construction Contracts.

## Material variances

The table below summarises variances for projected revenue and expenditure.

WC032 Overstrand - Supporting Table SC1 Material variance explanations - M03 September			
Description	Variance	Reasons for material deviations	Remedial or corrective steps/remarks
<b>Revenue By Source</b>			
Total	0.27%		
<b>Expenditure By Type</b>			
Total	-1.59%		
<b>Capital Expenditure</b>			
Total	15.32%	Capital Commitments = R76m	
<b>Financial Position</b>			
In order			
<b>Cash Flow</b>			
In order			

### Total Revenue (including capital grants)

R thousand	Amended Budget	YearTD actual	% of Budget Received/Spent
Revenue	1,583,104	394,085	24.89%
Expenditure	1,595,006	316,524	19.84%
Surplus / (Deficit)	<b>(11,902)</b>	<b>77,561</b>	
Capital	236,020	26,740	11.33%

### Total Revenue (excluding capital grants)

R thousand	Amended Budget	YearTD actual	% of Budget Received/Spent
Revenue	1,498,188	387,310	25.85%
Expenditure	1,595,006	316,524	19.84%
Surplus / (Deficit)	<b>(96,819)</b>	<b>70,785</b>	
Capital	236,020	26,740	11.33%

## Performance in relation to SDBIP targets

See the comprehensive quarterly report included as Appendix 1 of this report.

## Remedial or corrective steps

Refer to the SDBIP report.

## In-year budget statement tables / ...

Table C1: s71 Monthly Budget Statement Summary

WC032 Overstrand - Table C1 Monthly Budget Statement Summary - M03 September

Description	2021/22	Budget Year 2022/23							
	Audited Outcome	Original Budget	Adjusted Budget	Monthly actual	YearTD actual	YearTD budget	YTD variance	YTD variance %	Full Year Forecast
<b>R thousands</b>									
<b>Financial Performance</b>									
Property rates	-	287,941	287,941	24,246	75,884	75,656	228	0%	287,941
Service charges	-	849,642	849,642	71,657	211,638	210,628	1,010	0%	849,642
Investment revenue	-	24,871	24,871	2,549	5,281	5,281	-		24,871
Transfers and subsidies	-	166,184	166,219	1,263	58,613	58,613	-		166,219
Other own revenue	-	169,515	169,515	18,559	35,893	36,086	(193)	-1%	169,515
<b>Total Revenue (excluding capital transfers and contributions)</b>	-	<b>1,498,153</b>	<b>1,498,188</b>	<b>118,274</b>	<b>387,310</b>	<b>386,264</b>	<b>1,045</b>	<b>0%</b>	<b>1,498,188</b>
Employee costs	-	504,478	505,798	37,711	106,739	108,358	(1,619)	-1%	505,798
Remuneration of Councillors	-	12,335	12,335	980	2,940	3,032	(93)	-3%	12,335
Depreciation & asset impairment	-	146,596	146,596	12,216	36,649	36,649	-		146,596
Finance charges	-	48,056	48,056	1,253	1,705	1,705	-		48,056
Materials and bulk purchases	-	436,298	436,104	51,009	99,152	100,450	(1,298)	-1%	436,104
Transfers and subsidies	-	13,057	13,057	2,206	4,298	4,298	-		13,057
Other expenditure	-	434,152	433,061	27,652	65,042	67,145	(2,103)	-3%	433,061
<b>Total Expenditure</b>	-	<b>1,594,971</b>	<b>1,595,006</b>	<b>133,026</b>	<b>316,524</b>	<b>321,637</b>	<b>(5,113)</b>	<b>-2%</b>	<b>1,595,006</b>
<b>Surplus/(Deficit)</b>	-	<b>(96,819)</b>	<b>(96,819)</b>	<b>(14,752)</b>	<b>70,785</b>	<b>64,627</b>	<b>6,158</b>	<b>10%</b>	<b>(96,819)</b>
Transfers and subsidies - capital (monetary allocations)	-	72,254	72,254	3,782	6,775	6,775	-		72,254
Contributions & Contributed assets	-	12,662	12,662	1	0	0	-		12,662
<b>Surplus/(Deficit) after capital transfers &amp; contributions</b>	-	<b>(11,902)</b>	<b>(11,902)</b>	<b>(10,969)</b>	<b>77,561</b>	<b>71,403</b>	<b>6,158</b>	<b>9%</b>	<b>(11,902)</b>
Share of surplus/ (deficit) of associate	-	-	-	-	-	-	-		-
<b>Surplus/ (Deficit) for the year</b>	-	<b>(11,902)</b>	<b>(11,902)</b>	<b>(10,969)</b>	<b>77,561</b>	<b>71,403</b>	<b>6,158</b>	<b>9%</b>	<b>(11,902)</b>
<b>Capital expenditure &amp; funds sources</b>									
<b>Capital expenditure</b>	-	<b>236,020</b>	<b>236,020</b>	<b>17,003</b>	<b>26,740</b>	<b>23,187</b>	<b>3,553</b>	<b>15%</b>	<b>236,020</b>
Capital transfers recognised	-	123,702	123,702	13,360	20,139	16,606	3,532	21%	123,702
Public contributions & donations	-	-	-	-	-	-	-		-
Borrowing	-	80,175	80,175	2,430	3,956	3,902	54	1%	80,175
Internally generated funds	-	32,143	32,143	1,212	2,645	2,679	(34)	-1%	32,143
<b>Total sources of capital funds</b>	-	<b>236,020</b>	<b>236,020</b>	<b>17,003</b>	<b>26,740</b>	<b>23,187</b>	<b>3,553</b>	<b>15%</b>	<b>236,020</b>
<b>Financial position</b>									
Total current assets	-	594,291	594,291		822,166				594,371
Total non current assets	-	4,162,847	4,162,847		3,937,954				4,164,847
Total current liabilities	-	346,808	346,808		268,352				346,858
Total non current liabilities	-	711,285	711,285		692,159				711,285
<b>Community wealth/Equity</b>	-	<b>3,699,046</b>	<b>3,699,046</b>		<b>3,799,609</b>				<b>3,701,076</b>
<b>Cash flows</b>									
Net cash from (used) operating	-	104,629	104,629	(7,605)	87,751	87,706	(44)	-0%	104,629
Net cash from (used) investing	-	(241,000)	(241,000)	(17,418)	(27,985)	(27,985)	-		(241,000)
Net cash from (used) financing	-	1,377	1,377	(4,644)	(6,975)	(6,975)	-		1,377
<b>Cash/cash equivalents at the month/year end</b>	-	<b>431,308</b>	<b>431,308</b>	<b>-</b>	<b>669,071</b>	<b>619,049</b>	<b>(50,022)</b>	<b>-8%</b>	<b>481,286</b>
<b>Debtors &amp; creditors analysis</b>	<b>0-30 Days</b>	<b>31-60 Days</b>	<b>61-90 Days</b>	<b>91-120 Days</b>	<b>121-150 Dys</b>	<b>151-180 Dys</b>	<b>181 Dys-1 Yr</b>	<b>Over 1Yr</b>	<b>Total</b>
<b>Debtors Age Analysis</b>									
Total By Income Source	67,758	4,037	2,196	2,003	1,458	1,507	7,548	46,185	132,693
<b>Creditors Age Analysis</b>									
Total Creditors	5,315	-	-	-	-	-	-	-	5,315

**Table C2: Monthly Budget Statement – Financial Performance (standard classification)**

WC032 Overstrand - Table C2 Monthly Budget Statement - Financial Performance (functional classification) - M03 September

Description	2021/22	Budget Year 2022/23							
	Audited Outcome	Original Budget	Adjusted Budget	Monthly actual	YearTD actual	YearTD budget	YTD variance	YTD variance %	Full Year Forecast
<b>R thousands</b>									
<b>Revenue - Functional</b>									
<i>Governance and administration</i>	-	384,994	384,994	27,608	104,387	103,284	1,103	1%	384,994
Executive and council	-	50,470	50,470	37	19,665	19,656	10	0%	50,470
Finance and administration	-	334,524	334,524	27,571	84,722	83,629	1,094	1%	334,524
Internal audit	-	-	-	-	-	-	-	-	-
<i>Community and public safety</i>	-	152,578	152,613	16,750	30,158	30,870	(712)	-2%	152,613
Community and social services	-	8,776	8,776	596	1,806	2,224	(418)	-19%	8,776
Sport and recreation	-	10,972	10,972	892	2,727	2,943	(216)	-7%	10,972
Public safety	-	35,995	36,030	3,056	9,140	9,218	(78)	-1%	36,030
Housing	-	96,834	96,834	12,206	16,485	16,485	-	-	96,834
Health	-	-	-	-	-	-	-	-	-
<i>Economic and environmental services</i>	-	24,399	24,399	1,877	4,688	5,061	(373)	-7%	24,399
Planning and development	-	13,483	13,483	1,836	3,994	4,367	(373)	-9%	13,483
Road transport	-	10,879	10,879	41	655	655	-	-	10,879
Environmental protection	-	37	37	-	39	39	-	-	37
<i>Trading services</i>	-	1,021,099	1,021,099	75,821	254,851	253,825	1,027	0%	1,021,099
Energy sources	-	615,533	615,533	48,587	151,253	151,633	(381)	0%	615,533
Water management	-	167,048	167,048	11,318	41,084	40,762	322	1%	167,048
Waste water management	-	139,720	139,720	8,941	34,600	33,930	670	2%	139,720
Waste management	-	98,797	98,797	6,976	27,914	27,499	415	2%	98,797
<i>Other</i>	-	-	-	-	-	-	-	-	-
<b>Total Revenue - Functional</b>	-	<b>1,583,069</b>	<b>1,583,104</b>	<b>122,057</b>	<b>394,085</b>	<b>393,040</b>	<b>1,045</b>	<b>0%</b>	<b>1,583,104</b>
<b>Expenditure - Functional</b>									
<i>Governance and administration</i>	-	315,410	315,608	21,555	67,415	68,404	(989)	-1%	315,608
Executive and council	-	74,067	73,930	4,901	19,221	19,305	(85)	0%	73,930
Finance and administration	-	237,178	237,513	16,426	47,466	48,357	(891)	-2%	237,513
Internal audit	-	4,165	4,165	228	727	741	(14)	-2%	4,165
<i>Community and public safety</i>	-	267,374	267,374	18,552	43,133	43,668	(536)	-1%	267,271
Community and social services	-	21,751	21,513	1,953	4,553	4,458	95	2%	21,513
Sport and recreation	-	63,035	63,135	4,481	10,792	10,970	(178)	-2%	63,035
Public safety	-	118,758	118,896	9,225	24,007	24,459	(453)	-2%	118,893
Housing	-	63,829	63,829	2,894	3,781	3,781	-	-	63,829
Health	-	-	-	-	-	-	-	-	-
<i>Economic and environmental services</i>	-	198,290	198,126	13,390	35,948	36,402	(455)	-1%	198,230
Planning and development	-	53,256	53,196	3,701	10,346	10,799	(452)	-4%	53,196
Road transport	-	121,995	121,891	7,739	19,707	19,750	(43)	0%	121,995
Environmental protection	-	23,039	23,039	1,950	5,894	5,853	41	1%	23,039
<i>Trading services</i>	-	810,381	810,381	79,212	169,286	172,370	(3,084)	-2%	810,381
Energy sources	-	480,315	480,315	52,879	106,683	107,909	(1,226)	-1%	480,315
Water management	-	133,992	133,992	10,045	22,395	23,266	(871)	-4%	133,992
Waste water management	-	103,774	103,774	8,971	22,612	23,301	(689)	-3%	103,774
Waste management	-	92,299	92,299	7,317	17,596	17,894	(298)	-2%	92,299
<i>Other</i>	-	3,517	3,517	318	743	792	(50)	-6%	3,517
<b>Total Expenditure - Functional</b>	-	<b>1,594,971</b>	<b>1,595,006</b>	<b>133,026</b>	<b>316,524</b>	<b>321,637</b>	<b>(5,113)</b>	<b>-2%</b>	<b>1,595,006</b>
<b>Surplus/ (Deficit) for the year</b>	-	<b>(11,902)</b>	<b>(11,902)</b>	<b>(10,969)</b>	<b>77,561</b>	<b>71,403</b>	<b>6,158</b>	<b>9%</b>	<b>(11,902)</b>

This table reflects the operating budget (Financial Performance) in the standard classifications which are Functions and Sub-functions. These are used by National Treasury to assist in the compilation of national and international accounts for comparison purposes, regardless of the unique organisational structures used by the different institutions.

The main functional areas are Governance and administration; Community and public safety; Economic and environmental services; and Trading services.

It is for this reason that Financial Performance is reported in functional classification, Table C2, and by municipal vote, Table C3.

**Table C3: Monthly Budget Statement – Financial Performance (revenue and expenditure by municipal vote)**

WC032 Overstrand - Table C3 Monthly Budget Statement - Financial Performance (revenue and expenditure by municipal vote) - M03

Vote Description	2021/22	Budget Year 2022/23							
	Audited Outcome	Original Budget	Adjusted Budget	Monthly actual	YearTD actual	YearTD budget	YTD variance	YTD variance %	Full Year Forecast
<b>R thousands</b>									
<b>Revenue by Vote</b>									
Vote 1 - Council & Mayor's Office	-	50,312	50,312	15	19,616	19,616	-		50,312
Vote 2 - Municipal Manager & Internal Audit	-	-	-	-	-	-	-		-
Vote 3 - Management Services	-	869	869	40	244	217	26	12.1%	869
Vote 4 - Finance	-	327,436	327,436	27,447	84,250	84,371	(122)	-0.1%	327,436
Vote 5 - Infrastructure & Planning	-	730,542	730,542	62,380	171,373	171,306	67	0.0%	730,542
Vote 6 - Protection Services	-	35,995	36,030	3,056	9,140	9,108	32	0.4%	36,030
Vote 7 - Economic and Social Development & Tourism	-	2,811	2,811	255	377	395	(19)	-4.7%	2,811
Vote 8 - Community Services	-	435,105	435,105	28,863	109,087	108,026	1,060	1.0%	435,105
Vote 9 - Costing Services	-	-	-	-	-	-	-		-
Vote 10 - Main Ledger Services	-	-	-	-	-	-	-		-
<b>Total Revenue by Vote</b>	<b>-</b>	<b>1,583,069</b>	<b>1,583,104</b>	<b>122,057</b>	<b>394,085</b>	<b>393,040</b>	<b>1,045</b>	<b>0.3%</b>	<b>1,583,104</b>
<b>Expenditure by Vote</b>									
Vote 1 - Council & Mayor's Office	-	44,592	44,592	2,955	13,371	13,399	(28)	-0.2%	44,592
Vote 2 - Municipal Manager & Internal Audit	-	8,042	8,042	483	1,479	1,571	(92)	-5.8%	8,042
Vote 3 - Management Services	-	65,889	65,889	4,039	14,929	15,189	(260)	-1.7%	65,889
Vote 4 - Finance	-	106,313	106,313	7,695	19,112	19,686	(574)	-2.9%	106,313
Vote 5 - Infrastructure & Planning	-	734,810	734,810	71,912	148,665	150,921	(2,256)	-1.5%	734,810
Vote 6 - Protection Services	-	119,732	119,767	9,074	23,474	24,151	(677)	-2.8%	119,767
Vote 7 - Economic and Social Development & Tourism	-	17,570	17,570	1,254	2,965	3,096	(131)	-4.2%	17,570
Vote 8 - Community Services	-	498,023	498,023	35,615	92,529	93,625	(1,096)	-1.2%	498,023
Vote 9 - Costing Services	-	-	-	-	-	-	-		-
Vote 10 - Main Ledger Services	-	-	-	-	-	-	-		-
<b>Total Expenditure by Vote</b>	<b>-</b>	<b>1,594,971</b>	<b>1,595,006</b>	<b>133,026</b>	<b>316,524</b>	<b>321,637</b>	<b>(5,113)</b>	<b>-1.6%</b>	<b>1,595,006</b>
<b>Surplus/ (Deficit) for the year</b>	<b>-</b>	<b>(11,902)</b>	<b>(11,902)</b>	<b>(10,969)</b>	<b>77,561</b>	<b>71,403</b>	<b>6,158</b>	<b>8.6%</b>	<b>(11,902)</b>

The operating expenditure budget is approved by Council on the municipal vote level. The municipal votes reflect the organisational structure of the municipality which is made up of the following directorates: Council; Municipal Manager; Management Services; Finance; Infrastructure & Planning; Protection Services; Economic and Social Development Services & Tourism and Community Services.

Unauthorised expenditure by year end would occur either for the municipality as a whole if the adjusted budget for 'Total Expenditure by Vote' or if any of the individual budgets for any specific vote/s were overspent. During the financial year some of the figures are influenced by transactions that occur annually only.

**Table C4: Monthly Budget Statement – Financial Performance (revenue and expenditure)**

WC032 Overstrand - Table C4 Monthly Budget Statement - Financial Performance (revenue and expenditure) - M03 September

Description	2021/22	Budget Year 2022/23							
	Audited Outcome	Original Budget	Adjusted Budget	Monthly actual	YearTD actual	YearTD budget	YTD variance	YTD variance %	Full Year Forecast
<b>R thousands</b>									
<b>Revenue By Source</b>									
Property rates		287,941	287,941	24,246	75,884	75,656	228	0%	287,941
Service charges - electricity revenue		541,692	541,692	45,697	133,720	134,069	(349)	0%	541,692
Service charges - water revenue		138,138	138,138	11,182	33,944	33,383	561	2%	138,138
Service charges - sanitation revenue		90,962	90,962	7,814	23,090	22,741	350	2%	90,962
Service charges - refuse revenue		78,850	78,850	6,963	20,884	20,435	449	2%	78,850
Rental of facilities and equipment		4,573	4,573	473	1,482	1,372	110	8%	4,573
Interest earned - external investments		24,871	24,871	2,549	5,281	5,281	-	-	24,871
Interest earned - outstanding debtors		3,982	3,982	461	1,410	1,294	116	9%	3,982
Dividends received		-	-	-	-	-	-	-	-
Fines, penalties and forfeits		20,344	20,344	1,786	5,528	5,256	273	5%	20,344
Licences and permits		2,636	2,636	217	747	725	22	3%	2,636
Agency services		7,858	7,858	775	1,999	1,965	35	2%	7,858
Transfers and subsidies		166,184	166,219	1,263	58,613	58,613	-	-	166,219
Other revenue		121,898	121,898	15,109	24,636	25,385	(749)	-3%	121,898
Gains		8,225	8,225	(262)	90	90	-	-	8,225
<b>Total Revenue (excluding capital transfers and contributions)</b>	<b>-</b>	<b>1,498,153</b>	<b>1,498,188</b>	<b>118,274</b>	<b>387,310</b>	<b>386,264</b>	<b>1,045</b>	<b>0%</b>	<b>1,498,188</b>
<b>Expenditure By Type</b>									
Employee related costs		504,478	505,798	37,711	106,739	108,358	(1,619)	-1%	505,798
Remuneration of councillors		12,335	12,335	980	2,940	3,032	(93)	-3%	12,335
Debt impairment		13,564	13,564	1,130	3,391	3,391	-	-	13,564
Depreciation & asset impairment		146,596	146,596	12,216	36,649	36,649	-	-	146,596
Finance charges		48,056	48,056	1,253	1,705	1,705	-	-	48,056
Bulk purchases - electricity		384,161	384,161	46,453	89,160	90,278	(1,118)	-1%	384,161
Inventory consumed		52,137	51,943	4,556	9,992	10,172	(181)	-2%	51,943
Contracted services		269,929	267,884	18,959	38,568	39,736	(1,169)	-3%	267,884
Transfers and subsidies		13,057	13,057	2,206	4,298	4,298	-	-	13,057
Other expenditure		150,658	151,613	7,563	23,083	24,018	(935)	-4%	151,613
Losses		-	-	-	-	-	-	-	-
<b>Total Expenditure</b>	<b>-</b>	<b>1,594,971</b>	<b>1,595,006</b>	<b>133,026</b>	<b>316,524</b>	<b>321,637</b>	<b>(5,113)</b>	<b>-2%</b>	<b>1,595,006</b>
<b>Surplus/(Deficit)</b>	<b>-</b>	<b>(96,819)</b>	<b>(96,819)</b>	<b>(14,752)</b>	<b>70,785</b>	<b>64,627</b>	<b>6,158</b>	<b>0</b>	<b>(96,819)</b>
Transfers and subsidies - capital (monetary allocations) (National / Provincial and District)		72,254	72,254	3,782	6,775	6,775	-	-	72,254
Transfers and subsidies - capital (monetary allocations) (National / Provincial Departmental Agencies, Households, Non-profit Institutions, Private Enterprises, Public Corporatbns, Higher Educational Institutions)		12,662	12,662	1	0	0	-	-	12,662
Transfers and subsidies - capital (in-kind - all)		-	-	-	-	-	-	-	-
<b>Surplus/(Deficit) after capital transfers &amp; contributions</b>	<b>-</b>	<b>(11,902)</b>	<b>(11,902)</b>	<b>(10,969)</b>	<b>77,561</b>	<b>71,403</b>			<b>(11,902)</b>
Taxation		-	-	-	-	-	-	-	-
<b>Surplus/(Deficit) after taxation</b>	<b>-</b>	<b>(11,902)</b>	<b>(11,902)</b>	<b>(10,969)</b>	<b>77,561</b>	<b>71,403</b>			<b>(11,902)</b>
Attributable to minorities		-	-	-	-	-	-	-	-
<b>Surplus/(Deficit) attributable to municipality</b>	<b>-</b>	<b>(11,902)</b>	<b>(11,902)</b>	<b>(10,969)</b>	<b>77,561</b>	<b>71,403</b>			<b>(11,902)</b>
Share of surplus/ (deficit) of associate		-	-	-	-	-	-	-	-
<b>Surplus/ (Deficit) for the year</b>	<b>-</b>	<b>(11,902)</b>	<b>(11,902)</b>	<b>(10,969)</b>	<b>77,561</b>	<b>71,403</b>			<b>(11,902)</b>

The annual revenue budget is approved as 'Revenue by Source'. The Year-to-Date actual revenue is 0.27% above the YTD budget projections.

Current expenditure is 1.59% below YTD budget projections for September 2022.

**Table C5: Monthly Budget Statement - Capital Expenditure (municipal vote, standard classification and funding)**

**WC032 Overstrand - Table C5 Monthly Budget Statement - Capital Expenditure (municipal vote, functional classification and funding) - M03 September**

Vote Description	2021/22	Budget Year 2022/23							
	Audited Outcome	Original Budget	Adjusted Budget	Monthly actual	YearTD actual	YearTD budget	YTD variance	YTD variance %	Full Year Forecast
<b>R thousands</b>									
<b>Multi-Year expenditure appropriation</b>									
Vote 1 - Council & Mayor's Office	-	-	-	-	-	-	-	-	-
Vote 2 - Municipal Manager & Internal Audit	-	-	-	-	-	-	-	-	-
Vote 3 - Management Services	-	1,815	1,815	348	462	450	12	3%	1,815
Vote 4 - Finance	-	60	60	8	8	15	(7)	-46%	60
Vote 5 - Infrastructure & Planning	-	198,128	198,128	16,009	23,896	21,123	2,773	13%	198,128
Vote 6 - Protection Services	-	300	300	106	106	75	31	42%	300
Vote 7 - Economic and Social Development & Tourism	-	45	45	2	2	11	(9)	-84%	45
Vote 8 - Community Services	-	735	735	-	-	-	-	-	735
Vote 9 - Costing Services	-	-	-	-	-	-	-	-	-
Vote 10 - Main Ledger Services	-	-	-	-	-	-	-	-	-
<b>Total Capital Multi-year expenditure</b>	-	<b>201,083</b>	<b>201,083</b>	<b>16,473</b>	<b>24,474</b>	<b>21,674</b>	<b>2,799</b>	<b>13%</b>	<b>201,083</b>
<b>Single Year expenditure appropriation</b>									
Vote 1 - Council & Mayor's Office	-	-	-	-	-	-	-	-	-
Vote 2 - Municipal Manager & Internal Audit	-	-	-	-	-	-	-	-	-
Vote 3 - Management Services	-	-	-	-	-	-	-	-	-
Vote 4 - Finance	-	-	-	-	-	-	-	-	-
Vote 5 - Infrastructure & Planning	-	17,475	17,475	342	1,579	653	926	142%	17,475
Vote 6 - Protection Services	-	2,492	2,492	-	475	242	234	97%	2,492
Vote 7 - Economic and Social Development & Tourism	-	-	-	-	-	-	-	-	-
Vote 8 - Community Services	-	14,970	14,970	188	212	619	(407)	-66%	14,970
Vote 9 - Costing Services	-	-	-	-	-	-	-	-	-
Vote 10 - Main Ledger Services	-	-	-	-	-	-	-	-	-
<b>Total Capital single-year expenditure</b>	-	<b>34,937</b>	<b>34,937</b>	<b>530</b>	<b>2,266</b>	<b>1,513</b>	<b>753</b>	<b>50%</b>	<b>34,937</b>
<b>Total Capital Expenditure</b>	-	<b>236,020</b>	<b>236,020</b>	<b>17,003</b>	<b>26,740</b>	<b>23,187</b>	<b>3,553</b>	<b>15%</b>	<b>236,020</b>
<b>Capital Expenditure - Functional Classification</b>									
<b>Governance and administration</b>	-	<b>1,875</b>	<b>1,875</b>	<b>356</b>	<b>470</b>	<b>468</b>	<b>2</b>	<b>0%</b>	<b>1,875</b>
Executive and council	-	5	5	-	-	-	-	-	5
Finance and administration	-	1,870	1,870	356	470	468	2	0%	1,870
Internal audit	-	-	-	-	-	-	-	-	-
<b>Community and public safety</b>	-	<b>53,438</b>	<b>54,458</b>	<b>10,025</b>	<b>15,042</b>	<b>11,299</b>	<b>3,742</b>	<b>33%</b>	<b>54,458</b>
Community and social services	-	7,261	7,261	-	-	-	-	-	7,261
Sport and recreation	-	2,500	2,500	342	1,098	625	473	76%	2,500
Public safety	-	2,792	2,792	106	582	698	(116)	-17%	2,792
Housing	-	40,885	41,905	9,577	13,362	9,976	3,386	34%	41,905
Health	-	-	-	-	-	-	-	-	-
<b>Economic and environmental services</b>	-	<b>14,068</b>	<b>14,068</b>	<b>220</b>	<b>774</b>	<b>1,192</b>	<b>(419)</b>	<b>-35%</b>	<b>14,068</b>
Planning and development	-	1,478	1,478	32	32	269	(238)	-88%	1,478
Road transport	-	12,590	12,590	188	742	923	(181)	-20%	12,590
Environmental protection	-	-	-	-	-	-	-	-	-
<b>Trading services</b>	-	<b>166,639</b>	<b>165,619</b>	<b>6,402</b>	<b>10,455</b>	<b>10,228</b>	<b>227</b>	<b>2%</b>	<b>165,619</b>
Energy sources	-	65,389	65,389	2,878	4,031	4,117	(85)	-2%	65,389
Water management	-	39,970	39,570	1,280	1,761	2,446	(686)	-28%	39,570
Waste water management	-	57,736	57,116	2,138	4,556	3,279	1,277	39%	57,116
Waste management	-	3,544	3,544	107	107	386	(279)	-72%	3,544
<b>Other</b>	-	-	-	-	-	-	-	-	-
<b>Total Capital Expenditure - Functional Classification</b>	-	<b>236,020</b>	<b>236,020</b>	<b>17,003</b>	<b>26,740</b>	<b>23,187</b>	<b>3,553</b>	<b>15%</b>	<b>236,020</b>
<b>Funded by:</b>									
National Government	-	72,254	72,254	3,782	6,775	8,032	(1,256)	-16%	72,254
Provincial Government	-	-	-	-	-	-	-	-	-
District Municipality	-	-	-	-	-	-	-	-	-
Other transfers and grants	-	51,447	51,447	9,578	13,363	8,575	4,789	56%	51,447
<b>Transfers recognised - capital</b>	-	<b>123,702</b>	<b>123,702</b>	<b>13,360</b>	<b>20,139</b>	<b>16,606</b>	<b>3,532</b>	<b>21%</b>	<b>123,702</b>
<b>Public contributions &amp; donations</b>	-	-	-	-	-	-	-	-	-
<b>Borrowing</b>	-	<b>80,175</b>	<b>80,175</b>	<b>2,430</b>	<b>3,956</b>	<b>3,902</b>	<b>54</b>	<b>1%</b>	<b>80,175</b>
<b>Internally generated funds</b>	-	<b>32,143</b>	<b>32,143</b>	<b>1,212</b>	<b>2,645</b>	<b>2,679</b>	<b>(34)</b>	<b>-1%</b>	<b>32,143</b>
<b>Total Capital Funding</b>	-	<b>236,020</b>	<b>236,020</b>	<b>17,003</b>	<b>26,740</b>	<b>23,187</b>	<b>3,553</b>	<b>15%</b>	<b>236,020</b>

Capital expenditure is 15.32% above the Year-to-Date budget projections. Refer to the table on page 28 for the implementation status of the Top 10 Capital Projects.

Table C6: Monthly Budget Statement - Financial Position

## WC032 Overstrand - Table C6 Monthly Budget Statement - Financial Position - M03 September

Description	2021/22	Budget Year 2022/23			
	Audited Outcome	Original Budget	Adjusted Budget	YearTD actual	Full Year Forecast
<b>R thousands</b>					
<b>ASSETS</b>					
<b>Current assets</b>					
Cash		31,308	31,308	158,812	31,338
Call investment deposits		400,000	400,000	510,259	400,000
Consumer debtors		92,590	92,590	97,930	92,590
Other debtors		59,486	59,486	44,993	59,486
Current portion of long-term receivables		-	-	-	-
Inventory		10,908	10,908	10,172	10,958
<b>Total current assets</b>	-	<b>594,291</b>	<b>594,291</b>	<b>822,166</b>	<b>594,371</b>
<b>Non current assets</b>					
Long-term receivables		-	-	-	-
Investments		70,005	70,005	61,847	70,005
Investment property		132,846	132,846	127,088	132,846
Investments in Associate		-	-	-	-
Property, plant and equipment		3,820,865	3,820,865	3,627,344	3,822,932
Agricultural		-	-	-	-
Biological assets		-	-	610	(68)
Intangible assets		8,203	8,203	8,940	8,203
Other non-current assets		130,928	130,928	112,126	130,928
<b>Total non current assets</b>	-	<b>4,162,847</b>	<b>4,162,847</b>	<b>3,937,954</b>	<b>4,164,847</b>
<b>TOTAL ASSETS</b>	-	<b>4,757,138</b>	<b>4,757,138</b>	<b>4,760,120</b>	<b>4,759,219</b>
<b>LIABILITIES</b>					
<b>Current liabilities</b>					
Bank overdraft		-	-	-	-
Borrowing		58,592	58,592	58,592	58,592
Consumer deposits		66,074	66,074	65,808	66,074
Trade and other payables		173,931	173,931	95,742	173,981
Provisions		48,210	48,210	48,210	48,210
<b>Total current liabilities</b>	-	<b>346,808</b>	<b>346,808</b>	<b>268,352</b>	<b>346,858</b>
<b>Non current liabilities</b>					
Borrowing		421,184	421,184	413,707	421,184
Provisions		290,101	290,101	278,452	290,101
<b>Total non current liabilities</b>	-	<b>711,285</b>	<b>711,285</b>	<b>692,159</b>	<b>711,285</b>
<b>TOTAL LIABILITIES</b>	-	<b>1,058,092</b>	<b>1,058,092</b>	<b>960,511</b>	<b>1,058,142</b>
<b>NET ASSETS</b>	-	<b>3,699,046</b>	<b>3,699,046</b>	<b>3,799,609</b>	<b>3,701,076</b>
<b>COMMUNITY WEALTH/EQUITY</b>					
Accumulated Surplus/(Deficit)		3,695,823	3,695,823	3,796,382	3,688,475
Reserves		3,223	3,223	3,228	12,601
<b>TOTAL COMMUNITY WEALTH/EQUITY</b>	-	<b>3,699,046</b>	<b>3,699,046</b>	<b>3,799,609</b>	<b>3,701,076</b>

The statement of financial position is in line with expectations for the financial year.

Table C7: Monthly Budget Statement - Cash Flow

WC032 Overstrand - Table C7 Monthly Budget Statement - Cash Flow - M03 September

Description	2021/22	Budget Year 2022/23							
	Audited Outcome	Original Budget	Adjusted Budget	Monthly actual	YearTD actual	YearTD budget	YTD variance	YTD variance %	Full Year Forecast
<b>R thousands</b>									
<b>CASH FLOW FROM OPERATING ACTIVITIES</b>									
<b>Receipts</b>									
Property rates		285,907	285,907	25,804	76,365	76,242	123	0%	285,907
Service charges		843,505	843,505	70,165	209,299	209,470	(171)	0%	843,505
Other revenue		146,992	146,992	16,642	50,525	50,467	58	0%	146,992
Transfers and Subsidies - Operational		166,184	166,219	1,550	66,704	66,704	-		166,184
Transfers and Subsidies - Capital		72,254	72,254	(0)	19,851	19,851	-		72,254
Interest		24,871	24,871	3,010	6,691	6,691	-		24,871
Dividends		-	-	-	-	-	-		-
<b>Payments</b>									
Suppliers and employees		(1,373,971)	(1,374,006)	(121,317)	(335,681)	(335,715)	(35)	0%	(1,373,971)
Finance charges		(48,056)	(48,056)	(1,253)	(1,705)	(1,705)	-		(48,056)
Transfers and Grants		(13,057)	(13,057)	(2,206)	(4,298)	(4,298)	-		(13,057)
<b>NET CASH FROM/(USED) OPERATING ACTIVITIES</b>	<b>-</b>	<b>104,629</b>	<b>104,629</b>	<b>(7,605)</b>	<b>87,751</b>	<b>87,706</b>	<b>(44)</b>	<b>0%</b>	<b>104,629</b>
<b>CASH FLOWS FROM INVESTING ACTIVITIES</b>									
<b>Receipts</b>									
Proceeds on disposal of PPE		-	-	-	-	-	-		-
Decrease (increase) in non-current receivables		-	-	-	-	-	-		-
Decrease (increase) in non-current investments		(4,980)	(4,980)	(415)	(1,245)	(1,245)	-		(4,980)
<b>Payments</b>									
Capital assets		(236,020)	(236,020)	(17,003)	(26,740)	(26,740)	-		(236,020)
<b>NET CASH FROM/(USED) INVESTING ACTIVITIES</b>	<b>-</b>	<b>(241,000)</b>	<b>(241,000)</b>	<b>(17,418)</b>	<b>(27,985)</b>	<b>(27,985)</b>	<b>-</b>		<b>(241,000)</b>
<b>CASH FLOWS FROM FINANCING ACTIVITIES</b>									
<b>Receipts</b>									
Short term loans		-	-	-	-	-	-		-
Borrowing long term/refinancing		50,000	50,000	-	-	-	-		50,000
Increase (decrease) in consumer deposits		2,000	2,000	246	1,126	1,126	-		2,000
<b>Payments</b>									
Repayment of borrowing		(50,623)	(50,623)	(4,889)	(8,101)	(8,101)	-		(50,623)
<b>NET CASH FROM/(USED) FINANCING ACTIVITIES</b>	<b>-</b>	<b>1,377</b>	<b>1,377</b>	<b>(4,644)</b>	<b>(6,975)</b>	<b>(6,975)</b>	<b>-</b>		<b>1,377</b>
<b>NET INCREASE/ (DECREASE) IN CASH HELD</b>	<b>-</b>	<b>(134,994)</b>	<b>(134,994)</b>	<b>(29,666)</b>	<b>52,792</b>	<b>52,747</b>			<b>(134,994)</b>
Cash/cash equivalents at beginning:		566,302	566,302		616,280	566,302			616,280
Cash/cash equivalents at month/year end:		431,308	431,308		669,071	619,049			481,286

Table C7 balances to the current Cash balance, shown in the 'YTD actual' column, which is R 669.1million.

The municipality started the year with a positive cash balance of R616.3 million. The September closing balance is R669.1 million. Refer to Supporting Table SC9 for more details on the cash position.

## Supporting Table SC9: Monthly Budget Statement – Actual & revised targets for cash receipts & cash flows

WC032 Overstrand - Supporting Table SC9 Monthly Budget Statement - actuals and revised targets for cash receipts - M03 September

Description	Budget Year 2022/23												2022/23 Medium Term Revenue & Expenditure Framework			
	July	August	Sept	October	Nov	Dec	January	Feb	March	April	May	June	Budget Year 2022/23	Budget Year +1 2023/24	Budget Year +2 2024/25	
R thousands	Outcome	Outcome	Outcome	Outcome	Outcome	Outcome	Budget	Budget	Budget	Budget	Budget	Budget				
<b>Cash Receipts By Source</b>																
Property rates	24,024	26,637	25,804	-	-	-	-	-	-	-	-	-	209,542	285,907	298,712	312,089
Service charges - electricity revenue	41,233	45,358	44,626	-	-	-	-	-	-	-	-	-	407,868	539,085	579,206	622,318
Service charges - water revenue	10,948	12,131	10,964	-	-	-	-	-	-	-	-	-	102,519	136,561	142,706	149,128
Service charges - sanitation revenue	3,161	8,308	7,602	-	-	-	-	-	-	-	-	-	70,845	89,916	93,783	97,816
Service charges - refuse	10,694	7,302	6,974	-	-	-	-	-	-	-	-	-	52,974	77,943	82,541	87,410
Service charges - other	-	-	-	-	-	-	-	-	-	-	-	-	-	-	-	-
Rental of facilities and equipment	347	532	608	-	-	-	-	-	-	-	-	-	3,086	4,573	4,778	4,989
Interest earned - external investments	1,653	1,078	2,549	-	-	-	-	-	-	-	-	-	19,591	24,871	25,991	27,161
Interest earned - outstanding debtors	414	536	461	-	-	-	-	-	-	-	-	-	(1,410)	-	-	-
Dividends received	-	-	-	-	-	-	-	-	-	-	-	-	-	-	-	-
Fines, penalties and forfeits	1,864	1,878	1,786	-	-	-	-	-	-	-	-	-	5,369	10,897	12,647	13,537
Licences and permits	279	251	217	-	-	-	-	-	-	-	-	-	1,888	2,636	2,750	2,869
Agency services	473	751	775	-	-	-	-	-	-	-	-	-	5,859	7,858	8,211	8,580
Transfer receipts - operating	57,849	7,395	1,550	-	-	-	-	-	-	-	-	-	99,390	166,184	174,999	192,746
Other revenue	20,988	5,999	13,256	-	-	-	-	-	-	-	-	-	80,784	121,028	81,758	45,957
<b>Cash Receipts by Source</b>	<b>173,928</b>	<b>118,055</b>	<b>117,171</b>	<b>-</b>	<b>-</b>	<b>-</b>	<b>-</b>	<b>-</b>	<b>-</b>	<b>-</b>	<b>-</b>	<b>-</b>	<b>1,058,305</b>	<b>1,467,459</b>	<b>1,508,081</b>	<b>1,564,601</b>
<b>Other Cash Flows by Source</b>																
Transfers and subsidies - capital (monetary allocations) (National /	19,763	(1)	(0)	-	-	-	-	-	-	-	-	-	52,492	72,254	31,368	32,611
Transfers and subsidies - capital (monetary allocations) (National /	-	-	-	-	-	-	-	-	-	-	-	-	-	-	-	-
Proceeds on Disposal of Fixed and Intangible Assets	-	-	-	-	-	-	-	-	-	-	-	-	-	-	-	-
Short term loans	-	-	-	-	-	-	-	-	-	-	-	-	-	-	-	-
Borrowing long term/refinancing	-	-	-	-	-	-	-	-	-	-	-	-	50,000	50,000	50,000	60,000
Increase (decrease) in consumer deposits	659	221	246	-	-	-	-	-	-	-	-	-	874	2,000	2,000	2,000
Decrease (increase) in non-current receivables	-	-	-	-	-	-	-	-	-	-	-	-	-	-	-	-
Decrease (increase) in non-current investments	(415)	(415)	(415)	-	-	-	-	-	-	-	-	-	(3,735)	(4,980)	(4,980)	(4,980)
<b>Total Cash Receipts by Source</b>	<b>193,935</b>	<b>117,861</b>	<b>117,001</b>	<b>-</b>	<b>-</b>	<b>-</b>	<b>-</b>	<b>-</b>	<b>-</b>	<b>-</b>	<b>-</b>	<b>-</b>	<b>1,157,936</b>	<b>1,586,733</b>	<b>1,586,469</b>	<b>1,654,232</b>
<b>Cash Payments by Type</b>																
Employee related costs	30,560	36,189	36,545	-	-	-	-	-	-	-	-	-	389,399	492,692	520,035	550,870
Remuneration of councillors	980	980	980	-	-	-	-	-	-	-	-	-	9,396	12,335	12,837	13,360
Interest paid	38	415	1,253	-	-	-	-	-	-	-	-	-	46,351	48,056	47,734	47,159
Bulk purchases - Electricity	7	42,701	46,453	-	-	-	-	-	-	-	-	-	295,001	384,161	417,237	453,161
Acquisitions - water & other inventory	1,347	4,088	4,556	-	-	-	-	-	-	-	-	-	42,145	52,137	51,837	55,539
Contracted services	773	18,836	18,959	-	-	-	-	-	-	-	-	-	231,362	269,929	279,215	293,223
Grants and subsidies paid - other municipalities	-	-	-	-	-	-	-	-	-	-	-	-	-	-	-	-
Grants and subsidies paid - other	942	1,151	2,206	-	-	-	-	-	-	-	-	-	8,759	13,057	13,060	13,582
General expenses	89,587	(12,203)	13,825	-	-	-	-	-	-	-	-	-	71,507	162,716	100,901	81,050
<b>Cash Payments by Type</b>	<b>124,234</b>	<b>92,156</b>	<b>124,775</b>	<b>-</b>	<b>-</b>	<b>-</b>	<b>-</b>	<b>-</b>	<b>-</b>	<b>-</b>	<b>-</b>	<b>-</b>	<b>1,093,919</b>	<b>1,435,084</b>	<b>1,442,856</b>	<b>1,507,945</b>
<b>Other Cash Flows/Payments by Type</b>																
Capital assets	632	9,105	17,003	-	-	-	-	-	-	-	-	-	209,280	236,020	102,598	99,011
Repayment of borrowing	2,181	1,031	4,889	-	-	-	-	-	-	-	-	-	42,523	50,623	58,592	51,239
Other Cash Flows/Payments	-	-	-	-	-	-	-	-	-	-	-	-	-	-	-	-
<b>Total Cash Payments by Type</b>	<b>127,047</b>	<b>102,292</b>	<b>146,667</b>	<b>-</b>	<b>-</b>	<b>-</b>	<b>-</b>	<b>-</b>	<b>-</b>	<b>-</b>	<b>-</b>	<b>-</b>	<b>1,345,722</b>	<b>1,721,727</b>	<b>1,604,046</b>	<b>1,658,194</b>
<b>NET INCREASE/(DECREASE) IN CASH HELD</b>	<b>66,888</b>	<b>15,569</b>	<b>(29,666)</b>	<b>-</b>	<b>-</b>	<b>-</b>	<b>-</b>	<b>-</b>	<b>-</b>	<b>-</b>	<b>-</b>	<b>-</b>	<b>(187,786)</b>	<b>(134,994)</b>	<b>(17,577)</b>	<b>(3,963)</b>
Cash/cash equivalents at the monthly/year beginning:	616,280	683,168	698,737	669,071	669,071	669,071	669,071	669,071	669,071	669,071	669,071	669,071	669,071	616,280	481,286	463,709
Cash/cash equivalents at the monthly/year end:	683,168	698,737	669,071	669,071	669,071	669,071	669,071	669,071	669,071	669,071	669,071	669,071	481,286	481,286	463,709	459,746

This supporting table gives details of information summarised in Table C7.

## PART 2 – SUPPORTING DOCUMENTATION

## Debtors' analysis

WC032 Overstrand - Supporting Table SC3 Monthly Budget Statement - aged debtors - M03 September

Description	NT Code	Budget Year 2022/23										Actual Bad Debts Written Off against Debtors	Impairment - Bad Debts i.t.o Council Policy
		0-30 Days	31-60 Days	61-90 Days	91-120 Days	121-150 Dys	151-180 Dys	181 Dys-1 Yr	Over 1Yr	Total	Total over 90 days		
R thousands													
Debtors Age Analysis By Income Source													
Trade and Other Receivables from Exchange Transactions - Water	1200	14,717	948	480	435	308	336	1,554	7,095	25,673	9,728	-	-
Trade and Other Receivables from Exchange Transactions - Electricity	1300	23,749	1,026	570	437	328	295	1,432	5,784	33,621	8,276	-	-
Receivables from Non-exchange Transactions - Property Rates	1400	25,099	822	400	410	271	251	1,461	5,504	34,217	7,896	-	-
Receivables from Exchange Transactions - Waste Water Management	1500	8,414	561	285	236	197	232	1,055	4,858	15,838	6,578	-	-
Receivables from Exchange Transactions - Waste Management	1600	7,727	369	237	191	158	168	705	2,638	12,192	3,859	-	-
Receivables from Exchange Transactions - Property Rental Debtors	1700	534	45	40	32	10	8	40	287	996	378	-	-
Interest on Arrear Debtor Accounts	1810	158	53	54	64	61	71	537	12,381	13,379	13,113	-	-
Recoverable unauthorised, irregular, fruitless and wasteful expenditure	1820	-	-	-	-	-	-	-	-	-	-	-	-
Other	1900	(12,641)	214	131	199	125	145	763	7,640	(3,424)	8,872	-	-
<b>Total By Income Source</b>	<b>2000</b>	<b>67,758</b>	<b>4,037</b>	<b>2,196</b>	<b>2,003</b>	<b>1,458</b>	<b>1,507</b>	<b>7,548</b>	<b>46,185</b>	<b>132,693</b>	<b>58,701</b>	<b>-</b>	<b>-</b>
<b>2021/22 - totals only</b>		<b>64,586</b>	<b>2,677</b>	<b>1,970</b>	<b>1,643</b>	<b>1,648</b>	<b>1,568</b>	<b>6,530</b>	<b>45,072</b>	<b>126,694</b>	<b>56,461</b>		
Debtors Age Analysis By Customer Group													
Organs of State	2200	2,838	180	62	55	26	19	105	1,415	4,701	1,621	-	-
Commercial	2300	9,431	162	93	79	50	47	231	2,559	12,651	2,965	-	-
Households	2400	56,626	3,684	2,034	1,827	1,373	1,438	7,177	40,588	114,745	52,402	-	-
Other	2500	(1,136)	11	7	42	10	3	35	1,623	595	1,713	-	-
<b>Total By Customer Group</b>	<b>2600</b>	<b>67,758</b>	<b>4,037</b>	<b>2,196</b>	<b>2,003</b>	<b>1,458</b>	<b>1,507</b>	<b>7,548</b>	<b>46,185</b>	<b>132,693</b>	<b>58,701</b>	<b>-</b>	<b>-</b>

The debtors' 12-month rolling average payment rate is 100,14% at the end of September 2022.

## Summary of Indigent Households

	Indigent Households	Other Households	Total Households	
<b>2,022</b>				
July	7,301	28,772	36,073	20.24%
August	7,344	28,586	35,930	20.44%
September	7,382	28,550	35,932	20.54%
October				
November				
December				
<b>2,023</b>				
January				
February				
March				
April				
May				
June				

## Monthly FBS (Free Basic Services)

Free Basic Water				Free Basic Sanitation			
No. of Indigent (poor) beneficiaries	No. of other beneficiaries (non indigent)	Total beneficiaries	level of Service (e.g. 6 kilolitres per household)	No. of Indigent (poor) beneficiaries	No. of other beneficiaries (non indigent)	Total beneficiaries	level of Service (e.g. VIP toilets)
7382			10KL	7382	0	7382	waterborne
Free Basic Electricity				Free Basic Refuse Removal			
Beneficiaries provided by Eskom	Beneficiaries provided by Municipality	Non-grid energy Beneficiaries	level of Service (e.g. 50 Kwh per household)	No. of Indigent (poor) beneficiaries	No. of other beneficiaries (non indigent)	Total beneficiaries	level of Service (type of subsidy)
123	7259		50kWh	7382	0	7382	Total monthly levy

### Summary of Debtors Age Analysis

MONTH	< 30 Days	< 60 Days	< 90 Days	< 120 Days	< 150 Days	<180 Days	<365 Days	>365 Days	Total	Older than 30 Days	Older than 90 days
<b>2022/2023</b>											
June											
May											
April											
March											
February											
January											
December											
November											
October											
September	82,373,416	4,036,921	2,196,106	2,002,974	1,458,017	1,506,996	7,547,972	46,185,270	147,307,673	64,934,256	58,701,229
Augustus	83,300,150	3,321,043	2,418,953	1,634,245	1,610,645	1,423,175	7,337,769	46,450,821	147,496,800	64,196,650	58,456,654
July	88,495,299	3,629,544	1,946,083	1,769,685	1,521,309	1,572,722	6,903,366	45,753,005	151,591,012	63,095,713	57,520,086

### Government Debt

Overstrand Municipality as at 30/09/2022	Total Debt	Services	Rates	Other
<b>Department Responsible for the Debt</b>				
NPW 2227	1,997,293	866,929	1,105,938	24,427
WCED 2251	396,763	396,763	0	0
OTHER 2255	60,971	40,672	20,299	0
HEALTH 2252	148,738	98,020	50,198	520
TPW 2256	2,001,226	-119,781	2,120,747	260
HUMAN SETTLE 2215	56,102	56,102	0	0
HOUSING 2253	4,648	4,648	0	0
OTHER MUNICIPALITIES 2276	35,329	35,329	0	0
<b>TOTAL OUTSTANDING</b>	<b>4,701,070</b>	<b>1,378,681</b>	<b>3,297,182</b>	<b>25,207</b>

### Creditors' analysis

#### Supporting Table SC4

WC032 Overstrand - Supporting Table SC4 Monthly Budget Statement - aged creditors - M03 September

Description	NT Code	Budget Year 2022/23									Prior year totals for chart (same period)	
		0 - 30 Days	31 - 60 Days	61 - 90 Days	91 - 120 Days	121 - 150 Days	151 - 180 Days	181 Days - 1 Year	Over 1 Year	Total		
<b>R thousands</b>												
<b>Creditors Age Analysis By Customer Type</b>												
Bulk Electricity	0100		-	-	-	-	-	-	-	-	-	-
Bulk Water	0200		-	-	-	-	-	-	-	-	-	-
PAYE deductions	0300	5,315	-	-	-	-	-	-	-	-	5,315	5,277
VAT (output less input)	0400		-	-	-	-	-	-	-	-	-	-
Pensions / Retirement deductions	0500		-	-	-	-	-	-	-	-	-	-
Loan repayments	0600		-	-	-	-	-	-	-	-	-	-
Trade Creditors	0700	-	-	-	-	-	-	-	-	-	-	1
Auditor General	0800		-	-	-	-	-	-	-	-	-	-
Other	0900		-	-	-	-	-	-	-	-	-	-
<b>Total By Customer Type</b>	<b>1000</b>	<b>5,315</b>	<b>-</b>	<b>-</b>	<b>-</b>	<b>-</b>	<b>-</b>	<b>-</b>	<b>-</b>	<b>-</b>	<b>5,315</b>	<b>5,278</b>

Supporting Table SC4 reflects current creditors at the end of September 2022.

The payment of creditors is within requirements of the MFMA.

## Investment portfolio analysis

### Supporting Table SC5

WC032 Overstrand - Supporting Table SC5 Monthly Budget Statement - investment portfolio - M03 September

Investments by maturity Name of institution & investment ID	Period of Investment	Type of Investment	Expiry date of investment	Accrued interest for the month	Yield for the month 1 (%)	Market value at beginning of the month	Change in market value	Market value at end of the month
	Yrs/Months							
<b>R thousands</b>								
<b>Municipality</b>								
LIBERTY 15934476	15 YEARS	Policy	01/09/2025	16		20,375	125	20,515
LIBERTY 21196964	14 YEARS	Policy	01/09/2025	(17)		36,565	260	36,808
MOMENTUM MP 3853776	14 YEARS	Policy	01/07/2026	(260)		4,754	30	4,524
ABSA 9331734880	DEP PLUS	DEP PLUS		44	4.3	10,259	(44)	10,259
ABSA 2080500660	92 DAYS	FIXED DEP	30/09/2022	1,530	6.07	100,000	(101,530)	-
Nedbank 03/7881534451 ref. 270	185 DAYS	FIXED DEP	23/01/2023		7.31	100,000		100,000
Standard Bank 288343005-032	91 DAYS	FIXED DEP	21/10/2022		6.6	100,000		100,000
Nedbank 03/7881534451 ref. 271	183 DAYS	FIXED DEP	26/01/2023		7.31	100,000		100,000
ABSA 2080554716	92 DAYS	FIXED DEP	27/10/2022		6.61	100,000		100,000
ABSA 2080500660	122 DAYS	FIXED DEP	30/01/2023				100,000	100,000
<b>Municipality sub-total</b>				<b>1,312</b>		<b>571,952</b>	<b>(1,159)</b>	<b>572,106</b>
<b>TOTAL INVESTMENTS AND INTEREST</b>				<b>1,312</b>		<b>571,952</b>	<b>(1,159)</b>	<b>572,106</b>

Surplus cash not immediately required is invested in call and monthly deposits.

Long term investments relate to the sinking fund investments.

## Allocation and grant receipts and expenditure

### Supporting Table SC6 – Grant receipts

WC032 Overstrand - Supporting Table SC6 Monthly Budget Statement - transfers and grant receipts - M03 September

Description	2021/22	Budget Year 2022/23							
	Audited Outcome	Original Budget	Adjusted Budget	Monthly actual	YearTD actual	YearTD budget	YTD variance	YTD variance %	Full Year Forecast
<b>R thousands</b>									
<b>RECEIPTS:</b>									
<b>Operating Transfers and Grants</b>									
<b>National Government:</b>	-	152,183	152,183	1,550	58,538	58,538	-		152,183
Operational Revenue:General Revenue:Equitable Share	-	141,896	141,896		55,339	55,339	-		141,896
Energy Efficiency and Demand-side [Schedule 5B]	-	5,000	5,000		1,000	1,000	-		5,000
Expanded Public Works Programme Integrated Grant for Municipalities [Schedule 5B]	-	2,593	2,593		649	649	-		2,593
Local Government Financial Management Grant [Schedule 5B]	-	1,550	1,550	1,550	1,550	1,550	-		1,550
Municipal Infrastructure Grant [Schedule 5B]	-	1,144	1,144	-	-	-	-		1,144
<b>Provincial Government:</b>	-	71,715	71,715	6,050	24,722	24,722	-		71,715
Community Library Services Grant	-	8,258	8,258		2,753	2,753	-		8,258
Thusong Services Centres Grant	-	150	150		-	-	-		150
Resource funding for the establish & support of K9 Unit	-	2,420	2,420		2,420	2,420	-		2,420
CDW	-	75	75		-	-	-		75
Maintenance & Construction of Transport Infrastructure	-	140	140		-	-	-		140
RESOURCE FUNDING FOR THE EST OF LAW ENFORCEMENT REACTION UNIT	-	2,958	2,958		2,958	2,958	-		2,958
Human Settlements (Housing - Construction Contracts)	-	57,714	57,714	6,050	16,591	16,591	-		57,714
<b>District Municipality:</b>	-	-	35	-	35	35	-		35
ODM SAFETY FORUM	-	-	35		35	35	-		35
Specify (Add grant description)	-	-	-		-	-	-		-
Specify (Add grant description)	-	-	-		-	-	-		-
<b>Other grant providers:</b>	-	-	-	-	-	-	-		-
Departmental Agencies and Accounts	-	-	-	-	-	-	-		-
Foreign Government and International Organisations	-	-	-	-	-	-	-		-
Households	-	-	-	-	-	-	-		-
Non-profit Institutions	-	-	-	-	-	-	-		-
Private Enterprises	-	-	-	-	-	-	-		-
Public Corporations	-	-	-	-	-	-	-		-
Higher Educational Institutions	-	-	-	-	-	-	-		-
Parent Municipality / Entity	-	-	-	-	-	-	-		-
<b>Total Operating Transfers and Grants</b>	-	223,898	223,933	7,600	83,295	83,295	-		223,933
<b>Capital Transfers and Grants</b>									
<b>National Government:</b>	-	72,254	72,254	-	19,852	19,852	-		72,254
Integrated National Electrification Programme (Municipal Grant) [Schedule 5B]	-	21,331	21,331		10,665	10,665	-		21,331
Municipal Infrastructure Grant [Schedule 5B]	-	23,484	23,484		1,187	1,187	-		23,484
Water Services Infrastructure Grant [Schedule 5B]	-	27,439	27,439		8,000	8,000	-		27,439
<b>Provincial Government:</b>	-	38,785	38,785	6,535	8,822	8,822	-		38,785
Human Settlements (Housing - Construction Contracts)	-	38,785	38,785	6,535	8,822	8,822	-		38,785
<b>District Municipality:</b>	-	-	-	-	-	-	-		-
Specify (Add grant description)	-	-	-	-	-	-	-		-
Specify (Add grant description)	-	-	-	-	-	-	-		-
Specify (Add grant description)	-	-	-	-	-	-	-		-
<b>Other grant providers:</b>	-	-	-	-	-	-	-		-
Departmental Agencies and Accounts	-	-	-	-	-	-	-		-
Foreign Government and International Organisations	-	-	-	-	-	-	-		-
Households	-	-	-	-	-	-	-		-
Non-Profit Institutions	-	-	-	-	-	-	-		-
Private Enterprises	-	-	-	-	-	-	-		-
Public Corporations	-	-	-	-	-	-	-		-
Higher Educational Institutions	-	-	-	-	-	-	-		-
Parent Municipality / Entity	-	-	-	-	-	-	-		-
Transfer from Operational Revenue	-	-	-	-	-	-	-		-
<b>Total Capital Transfers and Grants</b>	-	111,039	111,039	6,535	28,674	28,674	-		111,039
<b>TOTAL RECEIPTS OF TRANSFERS &amp; GRANTS</b>	-	334,937	334,972	14,135	111,969	111,969	-		334,972

Grant receipts are monitored according to the payment schedules.

No notifications received from project managers of any funds withheld.

**Supporting Table SC7(1) – Grant expenditure**

WC032 Overstrand - Supporting Table SC7(1) Monthly Budget Statement - transfers and grant expenditure - M03 September

Description	2021/22	Budget Year 2022/23							
	Audited Outcome	Original Budget	Adjusted Budget	Monthly actual	YearTD actual	YearTD budget	YTD variance	YTD variance %	Full Year Forecast
<b>R thousands</b>									
<b>EXPENDITURE</b>									
<b>Operating expenditure of Transfers and Grants</b>									
<b>National Government:</b>	-	10,287	10,287	392	780	780	-		10,287
Operational Revenue:General Revenue:Equitable Share	-	-	-	-	-	-	-		-
Energy Efficiency and Demand-side [Schedule 5B]	-	5,000	5,000	-	-	-	-		5,000
Expanded Public Works Programme Integrated Grant for Municipalities [Schedule 5B]	-	2,593	2,593	251	369	369	-		2,593
Local Government Financial Management Grant [Schedule 5B]	-	1,550	1,550	41	109	109	-		1,550
Municipal Infrastructure Grant [Schedule 5B]	-	1,144	1,144	100	302	302	-		1,144
<b>Provincial Government:</b>	-	71,715	71,715	3,474	5,529	5,529	-		71,715
Community Library Services Grant	-	8,258	8,258	554	1,653	1,653	-		8,258
Thusong Services Centres Grant	-	150	150	-	-	-	-		150
Resource funding for the establish & support of K9 Unit	-	2,420	2,420	316	842	842	-		2,420
CDW	-	75	75	-	-	-	-		75
Maintenance & Construction of Transport Infrastructure	-	140	140	-	-	-	-		140
RESOURCE FUNDING FOR THE EST OF LAW ENFORCEMENT REACTION UNIT	-	2,958	2,958	-	-	-	-		2,958
Human Settlements (Housing - Construction Contracts)	-	57,714	57,714	2,603	3,034	3,034	-		57,714
<b>District Municipality:</b>	-	-	35	-	-	-	-		35
ODM SAFETY FORUM	-	-	35	-	-	-	-		35
Specify (Add grant description)	-	-	-	-	-	-	-		-
Specify (Add grant description)	-	-	-	-	-	-	-		-
<b>Other grant providers:</b>	-	-	-	-	-	-	-		-
Departmental Agencies and Accounts	-	-	-	-	-	-	-		-
Foreign Government and International Organisations	-	-	-	-	-	-	-		-
Households	-	-	-	-	-	-	-		-
Non-profit Institutions	-	-	-	-	-	-	-		-
Private Enterprises	-	-	-	-	-	-	-		-
<b>Total operating expenditure of Transfers and Grants:</b>	-	82,002	82,037	3,866	6,308	6,308	-		82,037
<b>Capital expenditure of Transfers and Grants</b>									
<b>National Government:</b>	-	72,254	72,254	3,782	6,775	6,775	-		72,254
Integrated National Electrification Programme (Municipal Grant) [Schedule 5B]	-	21,331	21,331	2,794	2,843	2,843	-		21,331
Municipal Infrastructure Grant [Schedule 5B]	-	23,484	23,484	-	1,011	1,011	-		23,484
Water Services Infrastructure Grant [Schedule 5B]	-	27,439	27,439	988	2,922	2,922	-		27,439
<b>Provincial Government:</b>	-	38,785	38,785	9,577	13,362	13,362	-		38,785
Human Settlements (Housing - Construction Contracts)	-	38,785	38,785	9,577	13,362	13,362	-		38,785
<b>District Municipality:</b>	-	-	-	-	-	-	-		-
Specify (Add grant description)	-	-	-	-	-	-	-		-
Specify (Add grant description)	-	-	-	-	-	-	-		-
Specify (Add grant description)	-	-	-	-	-	-	-		-
<b>Other grant providers:</b>	-	12,662	12,662	1	1	1	-		12,662
Departmental Agencies and Accounts	-	-	-	-	-	-	-		-
Foreign Government and International Organisations	-	-	-	-	-	-	-		-
Households	-	-	-	-	-	-	-		-
Non-Profit Institutions	-	-	-	-	-	-	-		-
Private Enterprises	-	-	-	-	-	-	-		-
Public Corporations	-	12,662	12,662	1	1	1	-		12,662
<b>Total capital expenditure of Transfers and Grants</b>	-	123,702	123,702	13,360	20,139	20,139	-		123,702
<b>TOTAL EXPENDITURE OF TRANSFERS AND GRANTS</b>	-	205,703	205,738	17,226	26,447	26,447	-		205,738

Grant expenditure is monitored against grant receipts.

## Supporting Table SC7(2) – Expenditure against approved rollovers

WC032 Overstrand - Supporting Table SC7(2) Monthly Budget Statement - Expenditure against approved rollovers - M03 September

Description	Budget Year 2022/23				
	Approved Rollover 2021/22	Monthly actual	YearTD actual	YTD variance	YTD variance %
<b>R thousands</b>					
<b>EXPENDITURE</b>					
<b>Operating expenditure of Approved Roll-overs</b>					
<b>National Government:</b>	-	-	-	-	-
Operational Revenue:General Revenue:Equitable Share	-	-	-	-	-
Operational:Revenue:General Revenue:Fuel Levy	-	-	-	-	-
2014 African Nations Championship Host City Operating Grant [Schedule 5B]	-	-	-	-	-
Agriculture Research and Technology	-	-	-	-	-
Agriculture, Conservation and Environmental	-	-	-	-	-
Arts and Culture Sustainable Resource Management	-	-	-	-	-
Community Library	-	-	-	-	-
Department of Environmental Affairs	-	-	-	-	-
Department of Tourism	-	-	-	-	-
Department of Water Affairs and Sanitation Masibambane	-	-	-	-	-
Emergency Medical Service	-	-	-	-	-
Energy Efficiency and Demand-side [Schedule 5B]	-	-	-	-	-
Expanded Public Works Programme Integrated Grant for Municipalities [Schedule 5B]	-	-	-	-	-
HIV and Aids	-	-	-	-	-
Housing Accreditation	-	-	-	-	-
Housing Top structure	-	-	-	-	-
Infrastructure Skills Development Grant [Schedule 5B]	-	-	-	-	-
Integrated City Development Grant	-	-	-	-	-
Khayelitsha Urban Renewal	-	-	-	-	-
Local Government Financial Management Grant [Schedule 5B]	-	-	-	-	-
Mitchell's Plain Urban Renewal	-	-	-	-	-
Municipal Demarcation and Transition Grant [Schedule 5B]	-	-	-	-	-
Municipal Disaster Grant [Schedule 5B]	-	-	-	-	-
Municipal Human Settlement Capacity Grant [Schedule 5B]	-	-	-	-	-
Municipal Systems Improvement Grant	-	-	-	-	-
Natural Resource Management Project	-	-	-	-	-
Neighbourhood Development Partnership Grant	-	-	-	-	-
Operation Clean Audit	-	-	-	-	-
Municipal Disaster Recovery Grant	-	-	-	-	-
Public Service Improvement Facility	-	-	-	-	-
Public Transport Network Operations Grant [Schedule 5B]	-	-	-	-	-
Restructuring - Seed Funding	-	-	-	-	-
Revenue Enhancement Grant Debtors Book	-	-	-	-	-
Rural Road Asset Management Systems Grant	-	-	-	-	-
Sport and Recreation	-	-	-	-	-
Terrestrial Invasive Alien Plants	-	-	-	-	-
Water Services Operating Subsidy Grant [Schedule 5B]	-	-	-	-	-
Health Hygiene in Informal Settlements	-	-	-	-	-
Municipal Infrastructure Grant [Schedule 5B]	-	-	-	-	-
Water Services Infrastructure Grant	-	-	-	-	-
<b>Provincial Government:</b>	-	-	-	-	-
<b>District Municipality:</b>	-	-	-	-	-
<b>Other grant providers:</b>	-	-	-	-	-
Departmental Agencies and Accounts	-	-	-	-	-
Foreign Government and International Organisations	-	-	-	-	-
Households	-	-	-	-	-
Non-profit Institutions	-	-	-	-	-
Private Enterprises	-	-	-	-	-
Public Corporations	-	-	-	-	-
Higher Educational Institutions	-	-	-	-	-
Parent Municipality / Entity	-	-	-	-	-
<b>Total operating expenditure of Approved Roll-overs</b>	-	-	-	-	-
<b>Capital expenditure of Approved Roll-overs</b>					
<b>National Government:</b>	-	-	-	-	-
Integrated National Electrification Programme (Municipal Grant) [Schedule 5B]	-	-	-	-	-
Municipal Infrastructure Grant [Schedule 5B]	-	-	-	-	-
Municipal Water Infrastructure Grant [Schedule 5B]	-	-	-	-	-
Neighbourhood Development Partnership Grant [Schedule 5B]	-	-	-	-	-
Public Transport Infrastructure Grant [Schedule 5B]	-	-	-	-	-
Rural Household Infrastructure Grant [Schedule 5B]	-	-	-	-	-
Rural Road Asset Management Systems Grant [Schedule 5B]	-	-	-	-	-
Urban Settlement Development Grant [Schedule 4B]	-	-	-	-	-
Municipal Human Settlement	-	-	-	-	-
Community Library	-	-	-	-	-
Integrated City Development Grant [Schedule 4B]	-	-	-	-	-
Municipal Disaster Recovery Grant [Schedule 4B]	-	-	-	-	-
Energy Efficiency and Demand Side Management Grant	-	-	-	-	-
Khayelitsha Urban Renewal	-	-	-	-	-
Local Government Financial Management Grant [Schedule 5B]	-	-	-	-	-
Municipal Systems Improvement Grant [Schedule 5B]	-	-	-	-	-
Public Transport Network Grant [Schedule 5B]	-	-	-	-	-
Public Transport Network Operations Grant [Schedule 5B]	-	-	-	-	-
Regional Bulk Infrastructure Grant (Schedule 5B)	-	-	-	-	-
Water Services Infrastructure Grant [Schedule 5B]	-	-	-	-	-
WiFi Connectivity	-	-	-	-	-
Expanded Public Works Programme Integrated Grant for Municipalities [Schedule 5B]	-	-	-	-	-
Aquaonic Project	-	-	-	-	-
Restion Settlement	-	-	-	-	-
Infrastructure Skills Development Grant [Schedule 5B]	-	-	-	-	-
Restructuring Seed Funding	-	-	-	-	-
Municipal Disaster Relief Grant	-	-	-	-	-
Municipal Emergency Housing Grant	-	-	-	-	-
Metro Informal Settlements Partnership Grant	-	-	-	-	-
<b>Provincial Government:</b>	-	-	-	-	-
<b>Specify (Add grant description)</b>	-	-	-	-	-
<b>District Municipality:</b>	-	-	-	-	-
<b>Other grant providers:</b>	-	-	-	-	-
Departmental Agencies and Accounts	-	-	-	-	-
Foreign Government and International Organisations	-	-	-	-	-
Households	-	-	-	-	-
Non-Profit Institutions	-	-	-	-	-
Private Enterprises	-	-	-	-	-
<b>Total capital expenditure of Approved Roll-overs</b>	-	-	-	-	-
<b>TOTAL EXPENDITURE OF APPROVED ROLL-OVERS</b>	-	-	-	-	-

A Roll over application was submitted to Provincial and National Treasury in August 2022 for the unspent grant funds.

## Expenditure on councillor allowances and employee benefits

### Supporting Table SC8

#### WC032 Overstrand - Supporting Table SC8 Monthly Budget Statement - councillor and staff benefits - M03 September

Summary of Employee and Councillor remuneration	2021/22	Budget Year 2022/23							
	Audited Outcome	Original Budget	Adjusted Budget	Monthly actual	YearTD actual	YearTD budget	YTD variance	YTD variance %	Full Year Forecast
R thousands	A	B	C						D
<b>Councillors (Political Office Bearers plus Other)</b>									
Basic Salaries and Wages		11,137	11,137	888	2,664	2,784	(120)	-4%	11,137
Pension and UIF Contributions		-	-	-	-	-	-		-
Medical Aid Contributions		-	-	-	-	-	-		-
Motor Vehicle Allowance		-	-	-	-	-	-		-
Cellphone Allowance		1,199	1,199	92	275	300	(24)	-8%	1,199
Housing Allowances		-	-	-	-	-	-		-
Other benefits and allowances		-	-	-	-	-	-		-
<b>Sub Total - Councillors</b>		<b>12,335</b>	<b>12,335</b>	<b>980</b>	<b>2,940</b>	<b>3,084</b>	<b>(144)</b>	<b>-5%</b>	<b>12,335</b>
% increase		0.0%	0.0%						0.0%
<b>Senior Managers of the Municipality</b>									
Basic Salaries and Wages		12,871	12,859	1,029	3,079	3,215	(136)	-4%	12,859
Pension and UIF Contributions		-	-	-	-	-	-		-
Medical Aid Contributions		-	-	-	-	-	-		-
Overtime		-	-	-	-	-	-		-
Performance Bonus		149	149	-	-	37	(37)	-100%	149
Motor Vehicle Allowance		-	-	-	-	-	-		-
Cellphone Allowance		181	181	15	45	45	-		181
Housing Allowances		-	-	-	-	-	-		-
Other benefits and allowances		-	-	-	-	-	-		-
Payments in lieu of leave		-	-	-	-	-	-		-
Long service awards		-	-	-	-	-	-		-
Post-retirement benefit obligations		-	-	-	-	-	-		-
<b>Sub Total - Senior Managers of Municipality</b>		<b>13,201</b>	<b>13,188</b>	<b>1,044</b>	<b>3,124</b>	<b>3,297</b>	<b>(173)</b>	<b>-5%</b>	<b>13,188</b>
% increase		0.0%	0.0%						0.0%
<b>Other Municipal Staff</b>									
Basic Salaries and Wages		302,007	301,764	23,025	67,113	67,895	(782)	-1%	301,764
Pension and UIF Contributions		52,863	53,201	3,971	11,870	12,007	(136)	-1%	53,201
Medical Aid Contributions		17,116	17,168	1,247	3,754	3,843	(89)	-2%	17,168
Overtime		42,848	43,448	4,102	8,139	8,320	(181)	-2%	43,448
Performance Bonus		520	520	43	130	130	-		520
Motor Vehicle Allowance		8,321	8,321	681	2,023	2,087	(63)	-3%	8,321
Cellphone Allowance		2,184	2,214	166	495	569	(74)	-13%	2,214
Housing Allowances		1,829	1,859	147	444	510	(66)	-13%	1,859
Other benefits and allowances		41,698	42,224	1,461	4,175	4,228	(54)	-1%	42,224
Payments in lieu of leave		-	-	-	-	-	-		-
Long service awards		-	-	-	-	-	-		-
Post-retirement benefit obligations		21,891	21,891	1,824	5,473	5,473	-		21,891
<b>Sub Total - Other Municipal Staff</b>		<b>491,277</b>	<b>492,610</b>	<b>36,667</b>	<b>103,615</b>	<b>105,060</b>	<b>(1,446)</b>	<b>-1%</b>	<b>492,610</b>
% increase		0.0%	0.0%						0.0%
<b>Total Parent Municipality</b>		<b>516,813</b>	<b>518,134</b>	<b>38,691</b>	<b>109,678</b>	<b>111,441</b>	<b>(1,763)</b>	<b>-2%</b>	<b>518,134</b>
<b>Unpaid salary, allowances &amp; benefits in arrears:</b>									
<b>TOTAL SALARY, ALLOWANCES &amp; BENEFITS</b>		<b>516,813</b>	<b>518,134</b>	<b>38,691</b>	<b>109,678</b>	<b>111,441</b>	<b>(1,763)</b>	<b>-2%</b>	<b>518,134</b>
% increase		0.0%	0.0%						0.0%
<b>TOTAL MANAGERS AND STAFF</b>		<b>504,478</b>	<b>505,798</b>	<b>37,711</b>	<b>106,739</b>	<b>108,358</b>	<b>(1,619)</b>	<b>-1%</b>	<b>505,798</b>

**SDBIP**

The results of the SDBIP for the first quarter ended 30 September 2022 is included as Appendix 1 to this report.

## Financial Performance

### Supporting Table SC2

WC032 Overstrand - Supporting Table SC2 Monthly Budget Statement - performance indicators - M03 September

Description of financial indicator	Basis of calculation	2021/22	Budget Year 2022/23			
		Audited Outcome	Original Budget	Adjusted Budget	YearTD actual	Full Year Forecast
<b><u>Borrowing Management</u></b>						
Capital Charges to Operating Expenditure	Interest & principal paid/Operating Expenditure	0.0%	12.2%	12.2%	12.1%	3.8%
Borrowed funding of 'own' capital expenditure	Borrowings/Capital expenditure excl. transfers and grants	0.0%	34.0%	34.0%	14.8%	34.0%
<b><u>Safety of Capital</u></b>						
Debt to Equity	Loans, Accounts Payable, Overdraft & Tax Provision/ Funds & Reserves	0.0%	17.7%	17.7%	14.9%	17.7%
Gearing	Long Term Borrowing/ Funds & Reserves	0.0%	13070.1%	13070.1%	12817.6%	3342.5%
<b><u>Liquidity</u></b>						
Current Ratio	Current assets/current liabilities	0.0%	171.4%	171.4%	306.4%	171.4%
Liquidity Ratio	Monetary Assets/Current Liabilities	0.0%	124.4%	124.4%	249.3%	124.4%
<b><u>Revenue Management</u></b>						
Annual Debtors Collection Rate (Payment Level %)	Last 12 Mths Receipts/ Last 12 Mths Billing					
Outstanding Debtors to Revenue	Total Outstanding Debtors to Annual Revenue	0.0%	10.2%	10.2%	36.9%	10.2%
Longstanding Debtors Recovered	Debtors > 12 Mths Recovered/Total Debtors > 12 Months Old	0.0%	0.0%	0.0%	0.0%	0.0%
<b><u>Creditors Management</u></b>						
Creditors System Efficiency	% of Creditors Paid Within Terms (within MFMA s 65(e))		100.0%		Annual Indicator	100.0%
<b><u>Funding of Provisions</u></b>						
Percentage Of Provisions Not Funded	Unfunded Provisions/Total Provisions					
<b><u>Other Indicators</u></b>						
Electricity Distribution Losses	% Volume (units purchased and generated less units sold)/units purchased and generated		6.0%		Annual Indicator	6.0%
Water Distribution Losses	% Volume (units purchased and own source less units sold)/Total units purchased and own source		24.5%		Annual Indicator	24.5%
Employee costs	Employee costs/Total Revenue - capital revenue	0.0%	33.7%	33.8%	27.6%	33.8%
Repairs & Maintenance	R&M/Total Revenue - capital revenue	0.0%	17.9%	17.9%	12.3%	17.9%
Interest & Depreciation	I&D/Total Revenue - capital revenue	0.0%	13.0%	13.0%	9.9%	4.0%
<b><u>IDP regulation financial viability indicators</u></b>						
i. Debt coverage	(Total Operating Revenue - Operating Grants)/Debt service payments due within financial year)		15.7		Annual Indicator	15.7
ii. O/S Service Debtors to Revenue	Total outstanding service debtors/annual revenue received for services		13.3%		Annual Indicator	13.3%
iii. Cost coverage	(Available cash + Investments)/monthly fixed operational expenditure		4.1		Annual Indicator	4.1

## Capital programme performance

### Supporting Table SC12

#### WC032 Overstrand - Supporting Table SC12 Monthly Budget Statement - capital expenditure trend - M03 September

Month	2021/22	Budget Year 2022/23							
	Audited Outcome	Original Budget	Adjusted Budget	Monthly actual	YearTD actual	YearTD budget	YTD variance	YTD variance %	% spend of Original Budget
R thousands									
<b>Monthly expenditure performance trend</b>									
July		1,314	1,314	632	632	1,314	682	51.9%	0%
August		1,459	1,544	9,105	9,737	2,858	(6,879)	-240.7%	4%
September		20,244	20,329	17,003	26,740	23,187	(3,553)	-15.3%	11%
October		7,764	7,849	-		31,036	-	0.0%	0%
November		10,769	10,854	-		41,890	-	0.0%	0%
December		32,383	32,468	-		74,359	-	0.0%	0%
January		11,480	11,565	-		85,924	-	0.0%	0%
February		19,504	19,589	-		105,513	-	0.0%	0%
March		29,836	29,921	-		135,433	-	0.0%	0%
April		16,419	16,504	-		151,938	-	0.0%	0%
May		18,664	18,749	-		170,687	-	0.0%	0%
June		66,183	65,333	-		236,020	-	0.0%	0%
<b>Total Capital expenditure</b>	-	<b>236,020</b>	<b>236,020</b>	<b>26,740</b>					

See comments under variances.

## Top 10 Capital Projects

umb	Local Area	Ward	Project description	Original Budget R'000	Adjusted budget R'000	YTD Expenditure R'000	Status of the project	At what stage is each project currently	Any challenges identified that is resulting in delays?	What measures are in place to remedy the existing challenges.
1	Overstrand	Overstrand	LOW COST HOUSING SERVICES: CONSTRUCTION CONTRACTS	38,785,000	38,785,000	13,361,822	Masakhane UISP Phase 3 Wetcores - 60%; Masakhane UISP Phase 4 - 95%; Mount Pleasant IRDP Phase 2 - 80%	Construction Phase.	Not applicable.	Not applicable.
2	Gansbaai	Multi-ward Gb Area	FRANSKRAAL KLEINBAAI BIRKENHEAD NEW 66 11KV SUBSTATION	37,500,000	37,500,000	255,451		Work in progress. Construction underway.	Not applicable.	Not applicable.
3	Overstrand	Overstrand	UPGRADING OF PUMPSTATIONS RISING MAINS	27,539,000	27,539,000	2,438,109	(1) New Inlet Pumpstation at Hermanus: Construction phase (Contract SC 2171/2021) (2) New Zwingler's Corner pumpstation etc.: Planning phase.	(1) Construction (Contract SC 2171/2021); (2) Planning of next phase.	None to date	Not applicable.
4	Kleinmond	Multi-ward Km Area	KLEINMOND WWTW REFURBISH UPGRADE	22,441,638	22,441,638	484,141	Procurement process in progress (Tender SC 2318/2022).	Tender evaluation stage. Tenders closed on 5 August 2022, and bids are being evaluated.	Potential shortage of funds for award to preferred bidder	Investigating (1) reducing scope of work, (2) applied for additional grant funding, and (3) will apply for virement;
5	Overstrand	Overstrand	REPLACEMENT OF OVERSTRAND WATER PIPES	16,472,000	16,472,000	1,280,196	Procurement process in progress (Tender SC 2319/2022).	Tender awarded. Appeal period ends on 14 October 2022.	None to date	Not applicable.
6	Overstrand	Overstrand	ELECTRIFICATION OF LOW COST HOUSING AREAS	16,000,000	16,000,000	2,733,322	Work in progress.	Electrification of Masakhane and Blompark areas underway.	Not applicable.	Not applicable.
7	Masakhane	Ward 02	MASAKHANE HOUSING PROJECT BUS ROUTE	7,581,600	7,581,600	530,063	Under construction	Under construction.	Not applicable.	Not applicable.
8	Masakhane	Ward 02	UPGRADE WATER LINES & N	7,000,000	7,000,000	249,788	Contractor appointed 23 September 2022.	Contractor appointed. Await expiry of Appeal period.	Not applicable.	Not applicable.
9	Hermanus	Ward 03	HERMANUS MV LV UPGRADE REPLACEMENT	6,000,000	6,000,000	-	In process of compiling tender document.	In process of compiling tender document.	Not applicable.	Not applicable.
10	Stanford	Ward 01	UPGRADE BULK WATER	5,615,000	5,615,000	230,677	Contractor appointed 23 September 2022.	Contractor appointed. Await expiry of Appeal period.	Not applicable.	Not applicable.
<b>Totals</b>				<b>184,934,238</b>	<b>184,934,238</b>	<b>21,563,569</b>				

Low costing housing services:  
Construction Contracts & Land

Due to change in accounting treatment of construction contracts relating to housing.

## Supporting Table SC13a

WC032 Overstrand - Supporting Table SC13a Monthly Budget Statement - capital expenditure on new assets by asset class - M03 September

Description	2021/22	Budget Year 2022/23							
	Audited Outcome	Original Budget	Adjusted Budget	Monthly actual	YearTD actual	YearTD budget	YTD variance	YTD variance %	Full Year Forecast
<b>R thousands</b>									
<b>Capital expenditure on new assets by Asset Class/Sub-class</b>									
<b>Infrastructure</b>	-	85,364	85,364	4,028	5,402	5,674	272	4.8%	85,364
Roads Infrastructure	-	12,255	12,255	-	530	361	(170)	-47.0%	12,255
Roads	-	12,255	12,255	-	530	361	(170)	-47.0%	12,255
Storm water Infrastructure	-	1,636	1,636	-	-	-	-	-	1,636
Drainage Collection	-	-	-	-	-	-	-	-	-
Storm water Conveyance	-	1,636	1,636	-	-	-	-	-	1,636
Attenuation	-	-	-	-	-	-	-	-	-
Electrical Infrastructure	-	53,500	53,500	2,878	2,989	4,042	1,053	26.1%	53,500
MV Substations	-	37,500	37,500	144	255	1,375	1,120	81.4%	37,500
MV Switching Stations	-	-	-	-	-	-	-	-	-
MV Networks	-	16,000	16,000	2,733	2,733	2,667	(67)	-2.5%	16,000
LV Networks	-	-	-	-	-	-	-	-	-
Capital Spares	-	-	-	-	-	-	-	-	-
Water Supply Infrastructure	-	12,483	12,483	-	250	267	17	6.3%	12,483
Dams and Weirs	-	-	-	-	-	-	-	-	-
Boreholes	-	4,803	4,803	-	-	-	-	-	4,803
Reservoirs	-	-	-	-	-	-	-	-	-
Pump Stations	-	7,000	7,000	-	250	267	17	6.3%	7,000
Water Treatment Works	-	-	-	-	-	-	-	-	-
Bulk Mains	-	-	-	-	-	-	-	-	-
Distribution	-	680	680	-	-	-	-	-	680
Sanitation Infrastructure	-	4,020	4,020	1,150	1,634	1,005	(629)	-62.5%	4,020
Pump Station	-	-	-	-	-	-	-	-	-
Reticulation	-	4,020	4,020	1,150	1,634	1,005	(629)	-62.5%	4,020
Solid Waste Infrastructure	-	1,470	1,470	-	-	-	-	-	1,470
Landfill Sites	-	-	-	-	-	-	-	-	-
Waste Transfer Stations	-	1,250	1,250	-	-	-	-	-	1,250
Waste Processing Facilities	-	220	220	-	-	-	-	-	220
<b>Community Assets</b>	-	10,951	10,951	342	1,098	1,063	(36)	-3.3%	10,951
Community Facilities	-	6,701	6,701	-	-	-	-	-	6,701
Libraries	-	4,374	4,374	-	-	-	-	-	4,374
Parks	-	87	87	-	-	-	-	-	87
Public Open Space	-	1,050	1,050	-	-	-	-	-	1,050
Nature Reserves	-	-	-	-	-	-	-	-	-
Public Ablution Facilities	-	1,190	1,190	-	-	-	-	-	1,190
Sport and Recreation Facilities	-	4,250	4,250	342	1,098	1,063	(36)	-3.3%	4,250
Indoor Facilities	-	-	-	-	-	-	-	-	-
Outdoor Facilities	-	4,250	4,250	342	1,098	1,063	(36)	-3.3%	4,250
<b>Heritage assets</b>	-	-	-	-	-	-	-	-	-
<b>Investment properties</b>	-	-	-	-	-	-	-	-	-
<b>Other assets</b>	-	41,802	41,802	9,577	13,837	9,448	(4,389)	-46.5%	41,802
Operational Buildings	-	3,017	3,017	-	475	251	(224)	-89.1%	3,017
Municipal Offices	-	3,017	3,017	-	475	251	(224)	-89.1%	3,017
Housing	-	38,785	38,785	9,577	13,362	9,196	(4,166)	-45.3%	38,785
Social Housing	-	38,785	38,785	9,577	13,362	9,196	(4,166)	-45.3%	38,785
<b>Biological or Cultivated Assets</b>	-	-	-	-	-	-	-	-	-
<b>Intangible Assets</b>	-	-	-	-	-	-	-	-	-
<b>Computer Equipment</b>	-	1,888	1,888	348	462	472	10	2.2%	1,888
Computer Equipment	-	1,888	1,888	348	462	472	10	2.2%	1,888
<b>Furniture and Office Equipment</b>	-	765	765	146	146	191	45	23.7%	765
Furniture and Office Equipment	-	765	765	146	146	191	45	23.7%	765
<b>Machinery and Equipment</b>	-	1,185	1,185	-	-	-	-	-	1,185
Machinery and Equipment	-	1,185	1,185	-	-	-	-	-	1,185
<b>Transport Assets</b>	-	-	-	-	-	-	-	-	-
<b>Land</b>	-	-	-	-	-	-	-	-	-
<b>Zoo's, Marine and Non-biological Animals</b>	-	-	-	-	-	-	-	-	-
<b>Total Capital Expenditure on new assets</b>	-	141,955	141,955	14,440	20,945	16,847	(4,098)	-24.3%	141,955

## Supporting Table SC13b

WC032 Overstrand - Supporting Table SC13b Monthly Budget Statement - capital expenditure on renewal of existing assets by asset class -									
Description	2021/22	Budget Year 2022/23							
	Audited Outcome	Original Budget	Adjusted Budget	Monthly actual	YearTD actual	YearTD budget	YTD variance	YTD variance %	Full Year Forecast
R thousands									
<b>Capital expenditure on renewal of existing assets by Asset Class/Sub-class</b>									
<b>Infrastructure</b>	-	20,730	20,730	1,280	2,323	1,848	(474)	-25.7%	20,730
Roads Infrastructure	-	-	-	-	-	-	-	-	-
Roads	-	-	-	-	-	-	-	-	-
Road Structures	-	-	-	-	-	-	-	-	-
Road Furniture	-	-	-	-	-	-	-	-	-
Capital Spares	-	-	-	-	-	-	-	-	-
Storm water Infrastructure	-	-	-	-	-	-	-	-	-
Drainage Collection	-	-	-	-	-	-	-	-	-
Storm water Conveyance	-	-	-	-	-	-	-	-	-
Attenuation	-	-	-	-	-	-	-	-	-
Electrical Infrastructure	-	1,058	1,058	-	1,042	176	(866)	-491.1%	1,058
Power Plants	-	-	-	-	-	-	-	-	-
HV Substations	-	-	-	-	-	-	-	-	-
HV Switching Station	-	-	-	-	-	-	-	-	-
HV Transmission Conductors	-	-	-	-	-	-	-	-	-
MV Substations	-	-	-	-	-	-	-	-	-
MV Switching Stations	-	1,058	1,058	-	1,042	176	(866)	-491.1%	1,058
MV Networks	-	-	-	-	-	-	-	-	-
LV Networks	-	-	-	-	-	-	-	-	-
Capital Spares	-	-	-	-	-	-	-	-	-
Water Supply Infrastructure	-	19,172	19,172	1,280	1,280	1,672	392	23.4%	19,172
Dams and Weirs	-	-	-	-	-	-	-	-	-
Boreholes	-	-	-	-	-	-	-	-	-
Reservoirs	-	-	-	-	-	-	-	-	-
Pump Stations	-	500	500	-	-	-	-	-	500
Water Treatment Works	-	-	-	-	-	-	-	-	-
Bulk Mains	-	-	-	-	-	-	-	-	-
Distribution	-	18,672	18,672	1,280	1,280	1,672	392	23.4%	18,672
Distribution Points	-	-	-	-	-	-	-	-	-
PRV Stations	-	-	-	-	-	-	-	-	-
Capital Spares	-	-	-	-	-	-	-	-	-
Sanitation Infrastructure	-	500	500	-	-	-	-	-	500
Pump Station	-	500	500	-	-	-	-	-	500
Solid Waste Infrastructure	-	-	-	-	-	-	-	-	-
<b>Community Assets</b>	-	-	-	-	-	-	-	-	-
Community Facilities	-	-	-	-	-	-	-	-	-
<b>Heritage assets</b>	-	-	-	-	-	-	-	-	-
<b>Investment properties</b>	-	-	-	-	-	-	-	-	-
<b>Other assets</b>	-	-	-	-	-	-	-	-	-
Housing	-	-	-	-	-	-	-	-	-
<b>Biological or Cultivated Assets</b>	-	-	-	-	-	-	-	-	-
Biological or Cultivated Assets	-	-	-	-	-	-	-	-	-
<b>Intangible Assets</b>	-	-	-	-	-	-	-	-	-
<b>Computer Equipment</b>	-	-	-	-	-	-	-	-	-
Computer Equipment	-	-	-	-	-	-	-	-	-
<b>Furniture and Office Equipment</b>	-	-	-	-	-	-	-	-	-
Furniture and Office Equipment	-	-	-	-	-	-	-	-	-
<b>Machinery and Equipment</b>	-	-	-	-	-	-	-	-	-
Machinery and Equipment	-	-	-	-	-	-	-	-	-
<b>Transport Assets</b>	-	-	-	-	-	-	-	-	-
Transport Assets	-	-	-	-	-	-	-	-	-
<b>Land</b>	-	-	-	-	-	-	-	-	-
Land	-	-	-	-	-	-	-	-	-
<b>Zoo's, Marine and Non-biological Animals</b>	-	-	-	-	-	-	-	-	-
Zoo's, Marine and Non-biological Animals	-	-	-	-	-	-	-	-	-
<b>Total Capital Expenditure on renewal of existing assets</b>	-	20,730	20,730	1,280	2,323	1,848	(474)	-25.7%	20,730

## Supporting Table SC13c

WC032 Overstrand - Supporting Table SC13c Monthly Budget Statement - expenditure on repairs and maintenance by asset class - M03

Description	2021/22	Budget Year 2022/23							
	Audited Outcome	Original Budget	Adjusted Budget	Monthly actual	YearTD actual	YearTD budget	YTD variance	YTD variance %	Full Year Forecast
<b>R thousands</b>									
<b>Repairs and maintenance expenditure by Asset Class/Sub-class</b>									
<b>Infrastructure</b>	–	161,349	161,569	9,978	24,750	40,392	15,643	38.7%	161,569
Roads Infrastructure	–	72,275	72,275	3,129	7,720	18,069	10,349	57.3%	72,275
Roads		72,275	72,275	3,129	7,720	18,069	10,349	57.3%	72,275
Storm water Infrastructure	–	7,335	7,335	483	1,158	1,834	676	36.8%	7,335
Drainage Collection		–	–	–	–	–	–	–	–
Storm water Conveyance		7,335	7,335	483	1,158	1,834	676	36.8%	7,335
Attenuation		–	–	–	–	–	–	–	–
Electrical Infrastructure	–	39,232	39,452	2,672	7,292	9,863	2,571	26.1%	39,452
LV Networks		39,232	39,452	2,672	7,292	9,863	2,571	26.1%	39,452
Capital Spares		–	–	–	–	–	–	–	–
Water Supply Infrastructure	–	22,142	22,142	1,827	4,241	5,536	1,294	23.4%	22,142
Water Treatment Works		297	297	10	30	74	44	59.3%	297
Bulk Mains		–	–	–	–	–	–	–	–
Distribution		19,083	19,083	1,676	3,916	4,771	855	17.9%	19,083
Distribution Points		2,761	2,761	141	295	690	395	57.3%	2,761
Sanitation Infrastructure	–	13,044	13,044	1,116	2,618	3,261	643	19.7%	13,044
Reticulation		7,386	7,386	523	1,500	1,846	346	18.7%	7,386
Waste Water Treatment Works		5,658	5,658	593	1,117	1,415	297	21.0%	5,658
Solid Waste Infrastructure	–	7,320	7,320	751	1,721	1,830	109	5.9%	7,320
Waste Processing Facilities		2,397	2,397	214	397	599	202	33.7%	2,397
Waste Drop-off Points		4,924	4,924	538	1,324	1,231	(93)	-7.6%	4,924
<b>Community Assets</b>	–	58,365	58,000	4,224	10,265	14,500	4,235	29.2%	58,000
Community Facilities	–	43,516	43,304	3,135	7,895	10,826	2,931	27.1%	43,304
Halls		6,029	5,829	372	998	1,457	459	31.5%	5,829
Cemeteries/Crematoria		1,112	1,112	77	173	278	105	37.8%	1,112
Parks		31,703	31,691	2,442	6,091	7,923	1,832	23.1%	31,691
Public Open Space		3,684	3,684	212	542	921	379	41.1%	3,684
Public Ablution Facilities		988	988	32	91	247	156	63.1%	988
Sport and Recreation Facilities	–	14,849	14,696	1,088	2,369	3,674	1,305	35.5%	14,696
Outdoor Facilities		14,849	14,696	1,088	2,369	3,674	1,305	35.5%	14,696
<b>Heritage assets</b>	–	–	–	–	–	–	–	–	–
<b>Investment properties</b>	–	–	–	–	–	–	–	–	–
<b>Other assets</b>	–	15,246	15,952	1,204	3,756	3,978	223	5.6%	15,952
Operational Buildings	–	15,246	15,952	1,204	3,756	3,978	223	5.6%	15,952
Municipal Offices		15,208	15,914	1,204	3,756	3,978	223	5.6%	15,914
Depots		38	38	–	–	–	–	–	38
Housing	–	–	–	–	–	–	–	–	–
<b>Biological or Cultivated Assets</b>	–	–	–	–	–	–	–	–	–
<b>Intangible Assets</b>	–	6,994	6,994	72	3,174	1,749	(1,426)	-81.5%	6,994
Servitudes	–	–	–	–	–	–	–	–	–
Licences and Rights	–	6,994	6,994	72	3,174	1,749	(1,426)	-81.5%	6,994
Computer Software and Applications		6,994	6,994	72	3,174	1,749	(1,426)	-81.5%	6,994
<b>Computer Equipment</b>	–	2,280	2,280	149	297	570	273	47.9%	2,280
Computer Equipment	–	2,280	2,280	149	297	570	273	47.9%	2,280
<b>Furniture and Office Equipment</b>	–	6,330	6,341	79	101	1,585	1,485	93.6%	6,341
Furniture and Office Equipment	–	6,330	6,341	79	101	1,585	1,485	93.6%	6,341
<b>Machinery and Equipment</b>	–	5,601	5,601	408	1,130	1,400	270	19.3%	5,601
Machinery and Equipment	–	5,601	5,601	408	1,130	1,400	270	19.3%	5,601
<b>Transport Assets</b>	–	11,779	11,779	2,013	4,150	2,945	(1,205)	-40.9%	11,779
Transport Assets	–	11,779	11,779	2,013	4,150	2,945	(1,205)	-40.9%	11,779
<b>Land</b>	–	–	–	–	–	–	–	–	–
<b>Zoo's, Marine and Non-biological Animals</b>	–	–	–	–	–	–	–	–	–
<b>Total Repairs and Maintenance Expenditure</b>	–	267,944	268,516	18,127	47,622	67,119	19,498	29.0%	268,516

## Supporting Table SC13d

## WC032 Overstrand - Supporting Table SC13d Monthly Budget Statement - depreciation by asset class - M03 September

Description	2021/22	Budget Year 2022/23							
	Audited Outcome	Original Budget	Adjusted Budget	Monthly actual	YearTD actual	YearTD budget	YTD variance	YTD variance %	Full Year Forecast
<b>R thousands</b>									
<b>Depreciation by Asset Class/Sub-class</b>									
<b>Infrastructure</b>	-	119,152	119,152	9,929	29,788	29,788	0	0.0%	119,152
Roads Infrastructure	-	37,723	37,723	3,144	9,431	9,431	0	0.0%	37,723
Roads		37,723	37,723	3,144	9,431	9,431	0	0.0%	37,723
Storm water Infrastructure	-	7,993	7,993	666	1,998	1,998	0	0.0%	7,993
Drainage Collection		7,993	7,993	666	1,998	1,998	0	0.0%	7,993
Electrical Infrastructure	-	29,061	29,061	2,422	7,265	7,265	(0)	0.0%	29,061
LV Networks		29,061	29,061	2,422	7,265	7,265	(0)	0.0%	29,061
Water Supply Infrastructure	-	23,565	23,565	1,964	5,891	5,891	0	0.0%	23,565
Distribution		23,565	23,565	1,964	5,891	5,891	0	0.0%	23,565
Sanitation Infrastructure	-	17,550	17,550	1,462	4,387	4,387	(0)	0.0%	17,550
Waste Water Treatment Works		17,550	17,550	1,462	4,387	4,387	(0)	0.0%	17,550
Solid Waste Infrastructure	-	3,260	3,260	272	815	815	0	0.0%	3,260
Landfill Sites		3,260	3,260	272	815	815	0	0.0%	3,260
<b>Community Assets</b>	-	-	-	-	-	-	-	-	-
Community Facilities	-	-	-	-	-	-	-	-	-
<b>Heritage assets</b>	-	-	-	-	-	-	-	-	-
<b>Investment properties</b>	-	-	-	-	-	-	-	-	-
<b>Other assets</b>	-	14,913	14,913	1,243	3,728	3,728	0	0.0%	14,913
Operational Buildings	-	14,913	14,913	1,243	3,728	3,728	0	0.0%	14,913
Municipal Offices		14,913	14,913	1,243	3,728	3,728	0	0.0%	14,913
<b>Biological or Cultivated Assets</b>	-	68	68	6	17	17	(0)	0.0%	68
Biological or Cultivated Assets		68	68	6	17	17	(0)	0.0%	68
<b>Intangible Assets</b>	-	400	400	33	100	100	(0)	0.0%	400
Servitudes	-	-	-	-	-	-	-	-	-
Licences and Rights	-	400	400	33	100	100	(0)	0.0%	400
Computer Software and Applications		400	400	33	100	100	(0)	0.0%	400
<b>Computer Equipment</b>	-	-	-	-	-	-	-	-	-
Computer Equipment	-	-	-	-	-	-	-	-	-
<b>Furniture and Office Equipment</b>	-	3,535	3,535	295	884	884	0	0.0%	3,535
Furniture and Office Equipment		3,535	3,535	295	884	884	0	0.0%	3,535
<b>Machinery and Equipment</b>	-	1,617	1,617	135	404	404	0	0.0%	1,617
Machinery and Equipment		1,617	1,617	135	404	404	0	0.0%	1,617
<b>Transport Assets</b>	-	6,911	6,911	576	1,728	1,728	(0)	0.0%	6,911
Transport Assets		6,911	6,911	576	1,728	1,728	(0)	0.0%	6,911
<b>Land</b>	-	-	-	-	-	-	-	-	-
<b>Zoo's, Marine and Non-biological Animals</b>	-	-	-	-	-	-	-	-	-
<b>Total Depreciation</b>	-	146,596	146,596	12,216	36,649	36,649	0	0.0%	146,596

## Supporting Table SC13e

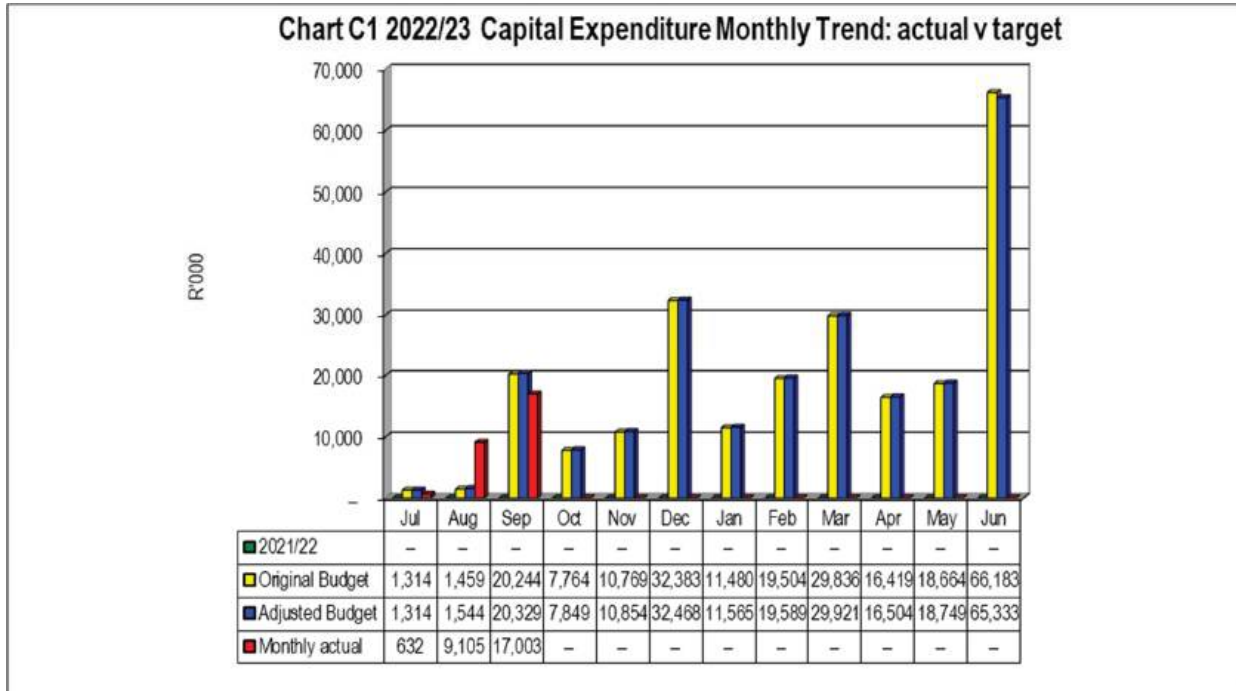
WC032 Overstrand - Supporting Table SC13e Monthly Budget Statement - capital expenditure on upgrading of existing assets by asset class

Description	2021/22	Budget Year 2022/23							
	Audited Outcome	Original Budget	Adjusted Budget	Monthly actual	YearTD actual	YearTD budget	YTD variance	YTD variance %	Full Year Forecast
<b>R thousands</b>									
<b>Capital expenditure on upgrading of existing assets by Asset Class/Sub-class</b>									
<b>Infrastructure</b>	-	72,800	72,800	1,095	3,260	4,408	1,148	26.0%	72,800
Roads Infrastructure	-	-	-	-	-	-	-	-	-
Storm water Infrastructure	-	-	-	-	-	-	-	-	-
Electrical Infrastructure	-	10,831	10,831	-	-	-	-	-	10,831
<i>MV Networks</i>	-	10,831	10,831	-	-	-	-	-	10,831
Water Supply Infrastructure	-	8,315	8,315	-	231	119	(112)	-93.6%	8,315
<i>Pump Stations</i>	-	1,000	1,000	-	-	-	-	-	1,000
<i>Distribution</i>	-	7,315	7,315	-	231	119	(112)	-93.6%	7,315
Sanitation Infrastructure	-	51,581	51,581	988	2,922	3,770	848	22.5%	51,581
<i>Pump Station</i>	-	27,539	27,539	504	2,438	2,885	447	15.5%	27,539
<i>Reticulation</i>	-	500	500	-	-	-	-	-	500
<i>Waste Water Treatment Works</i>	-	23,542	23,542	484	484	885	401	45.3%	23,542
Solid Waste Infrastructure	-	2,074	2,074	107	107	518	411	79.4%	2,074
<i>Waste Drop-off Points</i>	-	2,074	2,074	107	107	518	411	79.4%	2,074
<b>Community Assets</b>	-	534	534	188	212	84	(129)	-153.7%	534
Community Facilities	-	334	334	188	212	84	(129)	-153.7%	334
<i>Halls</i>	-	-	-	-	-	-	-	-	-
<i>Centres</i>	-	-	-	-	-	-	-	-	-
<i>Crèches</i>	-	-	-	-	-	-	-	-	-
<i>Clinics/Care Centres</i>	-	-	-	-	-	-	-	-	-
<i>Fire/Ambulance Stations</i>	-	-	-	-	-	-	-	-	-
<i>Testing Stations</i>	-	-	-	-	-	-	-	-	-
<i>Museums</i>	-	-	-	-	-	-	-	-	-
<i>Galleries</i>	-	-	-	-	-	-	-	-	-
<i>Theatres</i>	-	-	-	-	-	-	-	-	-
<i>Libraries</i>	-	-	-	-	-	-	-	-	-
<i>Cemeteries/Crematoria</i>	-	-	-	-	-	-	-	-	-
<i>Police</i>	-	-	-	-	-	-	-	-	-
<i>Parks</i>	-	-	-	-	-	-	-	-	-
<i>Public Open Space</i>	-	-	-	-	-	-	-	-	-
<i>Nature Reserves</i>	-	-	-	-	-	-	-	-	-
<i>Public Ablution Facilities</i>	-	-	-	-	-	-	-	-	-
<i>Markets</i>	-	-	-	-	-	-	-	-	-
<i>Stalls</i>	-	-	-	-	-	-	-	-	-
<i>Abattoirs</i>	-	-	-	-	-	-	-	-	-
<i>Airports</i>	-	-	-	-	-	-	-	-	-
<i>Taxi Ranks/Bus Terminals</i>	-	334	334	188	212	84	(129)	-153.7%	334
<i>Capital Spares</i>	-	-	-	-	-	-	-	-	-
Sport and Recreation Facilities	-	200	200	-	-	-	-	-	200
<i>Indoor Facilities</i>	-	-	-	-	-	-	-	-	-
<i>Outdoor Facilities</i>	-	200	200	-	-	-	-	-	200
<i>Capital Spares</i>	-	-	-	-	-	-	-	-	-
<b>Heritage assets</b>	-	-	-	-	-	-	-	-	-
<b>Investment properties</b>	-	-	-	-	-	-	-	-	-
<b>Other assets</b>	-	-	-	-	-	-	-	-	-
<b>Biological or Cultivated Assets</b>	-	-	-	-	-	-	-	-	-
<b>Intangible Assets</b>	-	-	-	-	-	-	-	-	-
<b>Computer Equipment</b>	-	-	-	-	-	-	-	-	-
<b>Furniture and Office Equipment</b>	-	-	-	-	-	-	-	-	-
<b>Machinery and Equipment</b>	-	-	-	-	-	-	-	-	-
<b>Transport Assets</b>	-	-	-	-	-	-	-	-	-
<b>Land</b>	-	-	-	-	-	-	-	-	-
<b>Zoo's, Marine and Non-biological Animals</b>	-	-	-	-	-	-	-	-	-
<b>Total Capital Expenditure on upgrading of existing assets</b>	-	73,335	73,335	1,283	3,472	4,491	1,019	22.7%	73,335

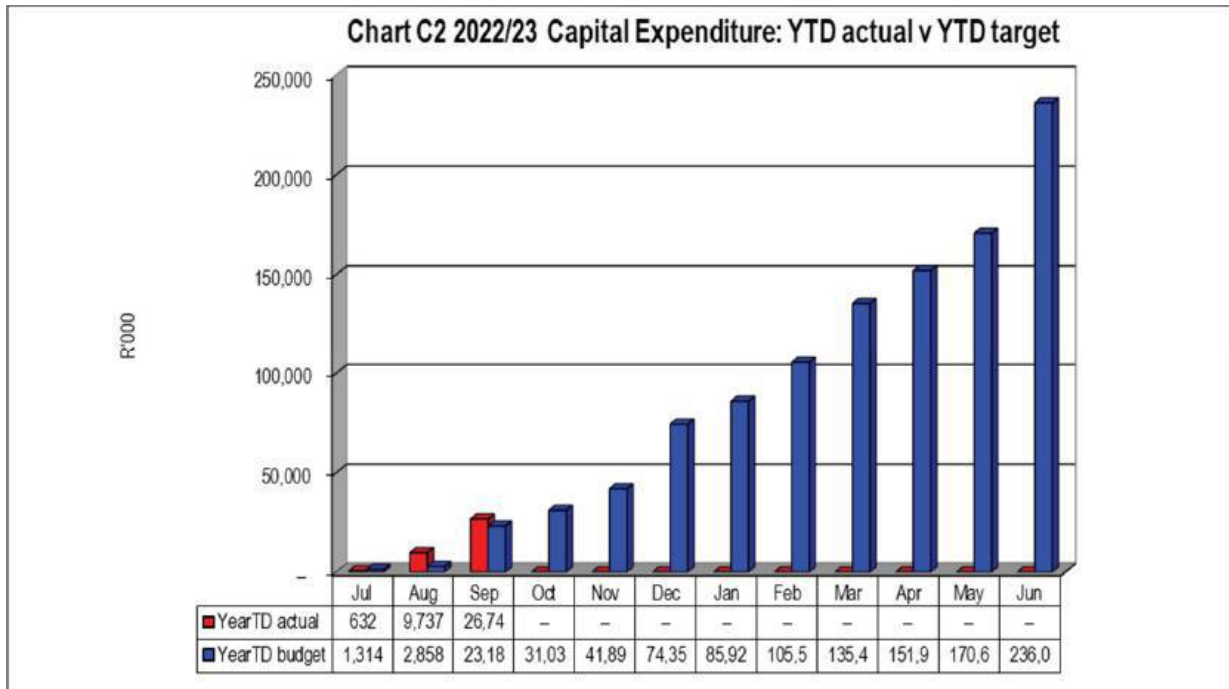
Other supporting documentation

Section 71 charts

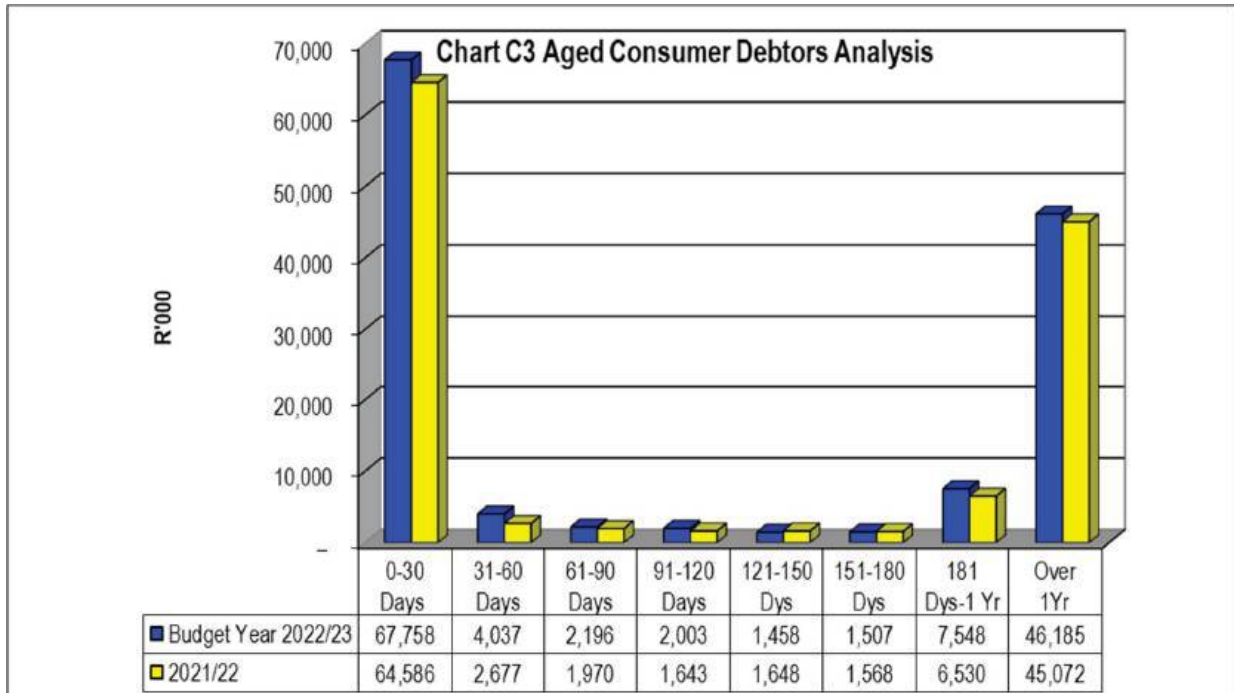
Capital expenditure monthly trend - actual vs target



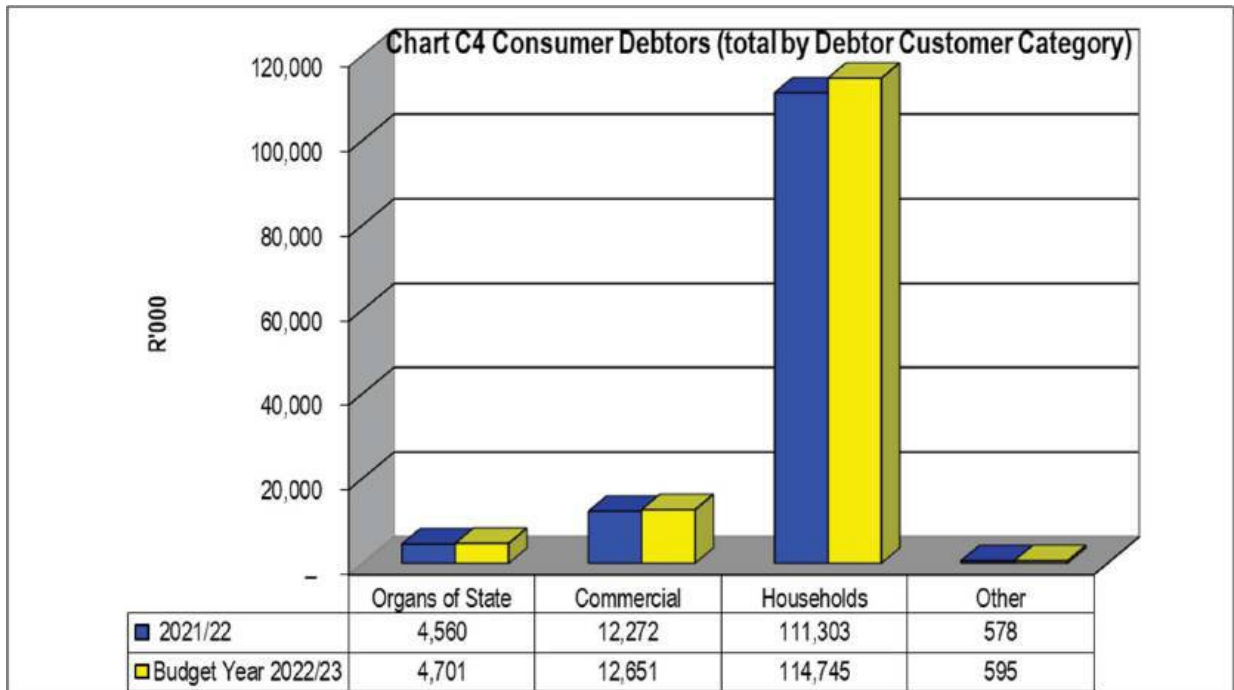
Capital expenditure – YTD actual vs YTD trend



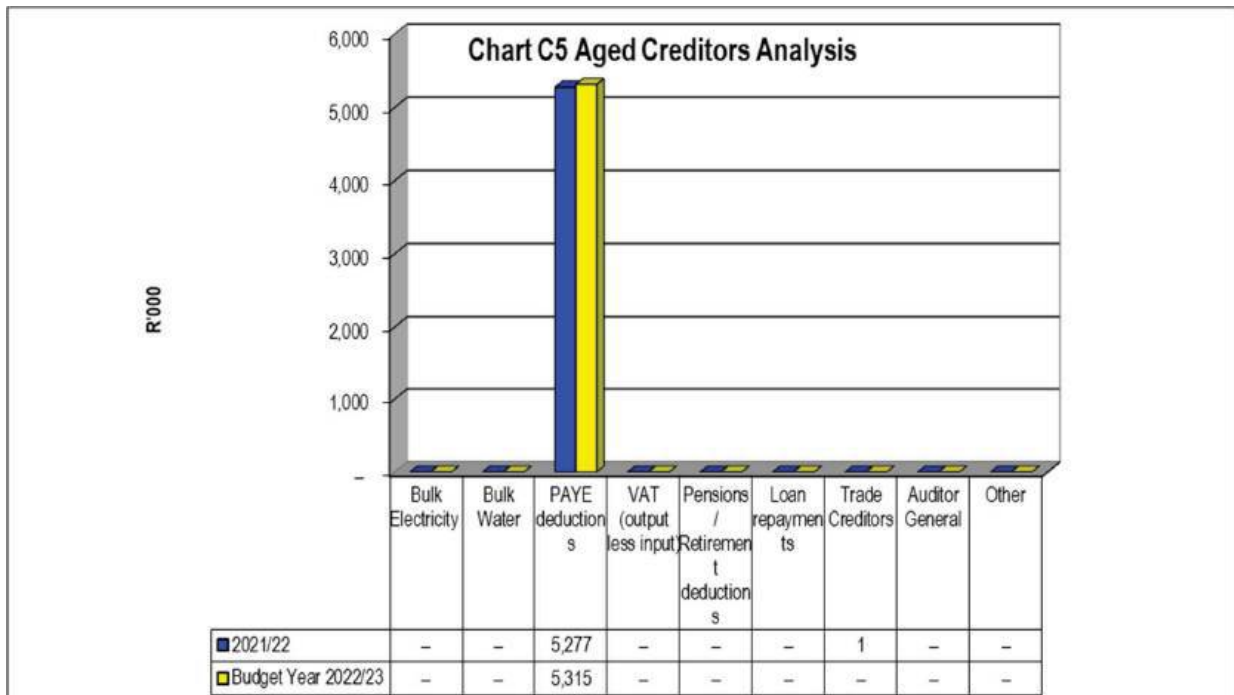
**Debtors Age Analysis**



**Debtors by Type**



**Creditor Payments**



## Municipal manager's quality certification


I, DGI O'Neill, the Municipal Manager of Overstrand Municipality, hereby certify that the –

- Quarterly Budget Report

for the period ending September 2022 has been prepared in accordance with the Municipal Finance Management Act and regulations made under that Act.

Print name: DGI O'Neill

Municipal Manager of Overstrand Municipality (WC032)

Signature:  \_\_\_\_\_

Date: 17 October 2022 \_\_\_\_\_



---







*Service Delivery and Budget  
Implementation Plan (SDBIP)*

*1<sup>st</sup> Quarterly report:  
1 July – 30 September 2022*

---

The sections below provide an executive summary of service delivery performance in terms of the top level SDBIP for the **first quarter of the 2022/23 financial year**, 1 July 2022 to 30 September 2022.

**KPI Result Categories**

Category	Colour	Explanation
KPI's Not Yet Measured	 N/A	KPIs with no targets or actuals in the selected period.
KPI's Not Met	 R	0% >= Actual/Target < 75%
KPI's Almost Met	 O	75% >= Actual/Target < 100%
KPI's Met	 G	Actual/Target = 100%
KPI's Well Met	 G2	100% > Actual/Target < 150%
KPI's Extremely Well Met	 B	Actual/Target >= 150%

**1.1 STRATEGIC / TOP LAYER SDBIP PERFORMANCE GRAPH FOR CURRENT QUARTER**

The graph below displays the overall strategic (top layer SDBIP) per Directorate for the first quarter (July -September 2022).

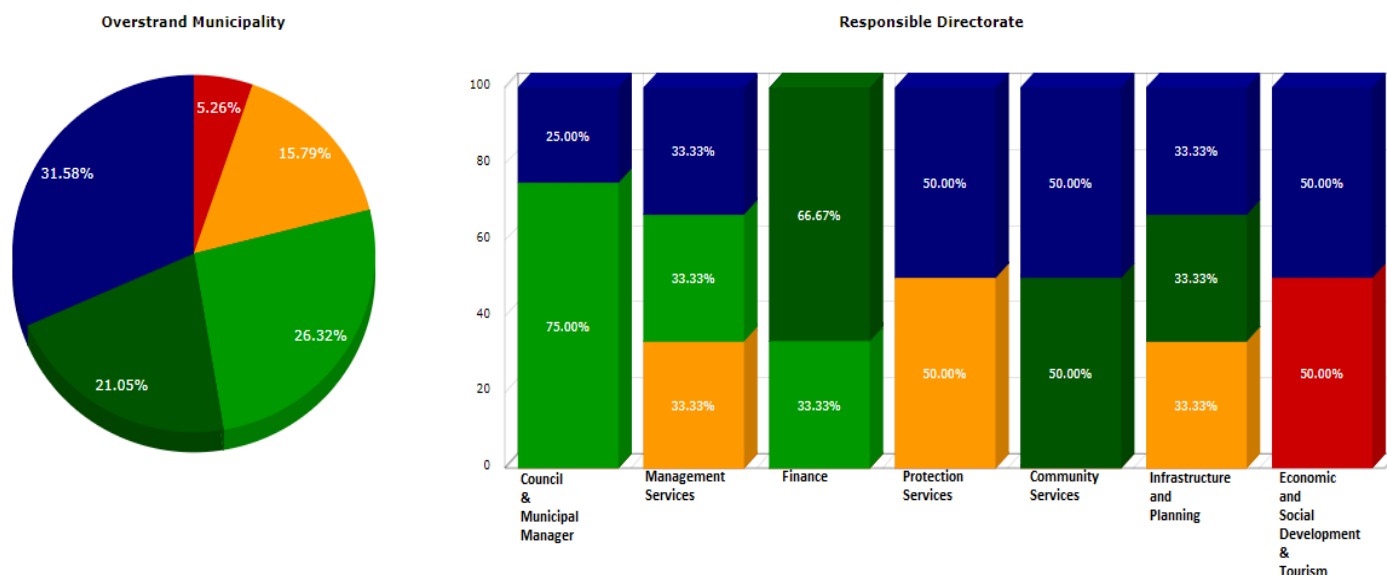


Figure 1: Top layer SDBIP performance for 1st quarter (1 July - 30 September 2022)

Overstrand Municipality		Directorate						
		Council & Municipal Manager	Management Services	Finance	Protection Services	Community Services	Infrastructure and Planning	Economic and Social Development & Tourism
<b>Not Met</b>	<b>1 (5.26%)</b>	-	-	-	-	-	-	1 (50.00%)
<b>Almost Met</b>	<b>3 (15.79%)</b>	-	1 (33.33%)	-	1 (50.00%)	-	1 (33.33%)	-
<b>Met</b>	<b>5 (26.32%)</b>	3 (75.00%)	1 (33.33%)	1 (33.33%)	-	-	-	-
<b>Well Met</b>	<b>4 (21.05%)</b>	-	-	2 (66.67%)	-	1 (50.00%)	1 (33.33%)	-
<b>Extremely Well Met</b>	<b>6 (31.58%)</b>	1 (25.00%)	1 (33.33%)	-	1 (50.00%)	1 (50.00%)	1 (33.33%)	1 (50.00%)
<b>Total:</b>	<b>19*</b>	<b>4</b>	<b>3</b>	<b>3</b>	<b>2</b>	<b>2</b>	<b>3</b>	<b>2</b>
	<b>100%</b>	<b>21.05%</b>	<b>15.79%</b>	<b>15.79%</b>	<b>10.53%</b>	<b>10.53%</b>	<b>15.79%</b>	<b>10.53%</b>

\* Excludes 25 KPIs which had no targets/actuals for the period selected.

Overall, the municipality met 15 (78.95%) of a total number of 19 Top Layer key performance indicators (KPIs) that were measured for the period, 01 July 2022 – 30 September 2022. 3 (15.79%) of KPIs were almost met and 1 (5.26%) of the indicators were not met. 25 KPIs had no targets or actuals in the reporting period.



## 1.2 TOP LAYER SDBIP REPORT: 1 JULY – 30 SEPTEMBER 2022

## Council &amp; Municipal Manager

TL KPI Number	Strategic Objective	TL KPI Description	Unit of Measurement	Responsible Owner	Source of Evidence	Baseline	1 <sup>st</sup> Quarter ending September 2022 (i.e., 1 July – 30 September 2022)					Overall Performance for Quarter ending 30 September 2022		
							Target	Actual	R	Performance Comment	Corrective Measures	Target	Actual	R
TL7	The provision of democratic, accountable and ethical governance	Submit 1 progress report on the revision of the top 10 risks as a corrective action to the Top Management Team	Number of progress reports submitted	Municipal Manager	TMT minutes where item served	4	0	0	N/A			0	0	N/A
TL33	The provision and maintenance of municipal services	Percentage of a municipality's capital budget actually spent on capital projects identified for 2022/23 in terms of the municipality's IDP {(Actual amount spent on projects as identified for the year in the IDP/Total amount budgeted on capital projects)X100} (MPPMR Reg 10 (c))	% of the capital budget spent	Municipal Manager	Expenditure report from SAMRAS	90.97%	5%	11.33%	B	[D19] Municipal Manager: Target extremely well met. (September 2022)		5%	11.33%	B
TL39	The provision of democratic, accountable and ethical governance	Sign section 56 performance agreements with all directors by the end of July 2022	Number of agreements signed	Municipal Manager	Cover page and signature section of the performance agreements.	6	6	6	G	[D1] Municipal Manager: Target met. (July 2022)		6	6	G

TL KPI Number	Strategic Objective	TL KPI Description	Unit of Measurement	Responsible Owner	Source of Evidence	Baseline	1 <sup>st</sup> Quarter ending September 2022 (i.e., 1 July – 30 September 2022)					Overall Performance for Quarter ending 30 September 2022		
							Target	Actual	R	Performance Comment	Corrective Measures	Target	Actual	R
TL40	The provision of democratic, accountable and ethical governance	Monitor the implementation of the action plan developed to address all the issues raised in the management letter of the Auditor General and submit 1 progress report to Executive Mayor	Number of progress reports monitored and submitted to Executive Mayor	Municipal Manager	Copy of e-mail and report submitted to the Executive Mayor by the Municipal Manager	7	0	0	N/A			0	0	N/A
TL41	The provision of democratic, accountable and ethical governance	1st annual formal performance appraisals of the section 56 appointees for the previous financial period April to June 2022 to be completed by Sept 2022	Number of appraisals	Municipal Manager	Attendance Register	12	6	6	G	[D4] Municipal Manager: Target met. Assessments took place 27 September 2022. (September 2022)		6	6	G
TL42	The provision of democratic, accountable and ethical governance	Draft the annual report and submit to the Auditor-General by end August 2022	Draft Annual report submitted	Municipal Manager	Confirmation of receipt of the report	1	1	1	G	[D94] Senior Manager: Strategic Services: Target met. (August 2022)	[D94] Senior Manager: Strategic Services: N/A (August 2022)	1	1	G

## Management Services

TL KPI Number	Strategic Objective	TL KPI Description	Unit of Measurement	Responsible Owner	Source of Evidence	Baseline	1 <sup>st</sup> Quarter ending September 2022 (i.e., 1 July – 30 September 2022)					Overall Performance for Quarter ending 30 September 2022		
							Target	Actual	R	Performance Comment	Corrective Measures	Target	Actual	R
TL20	The provision of democratic, accountable and ethical governance	The percentage of a municipality's budget (training budget) actually spent on implementing its workplace skills plan (Actual expenditure divided by the budget allocated) (MPPMR Reg 10 (f))	% of the training budget spent on implementation of the WSP	Director: Management Services	Expenditure reports from SAMRAS system	100%	20%	77%	B	[D105] Director: Management Services: Target extremely met. (September 2022)		20%	77%	B
TL21	The provision of democratic, accountable and ethical governance	Review the Municipal Organisational Staff Structure by the end of June 2023	Structure reviewed	Director: Management Services	LLF minutes (restructuring) and updated organogram	1	0	0	N/A			0	0	N/A
TL22	The provision of democratic, accountable and ethical governance	92% of the approved and funded organogram filled {(actual number of posts filled divided by the funded posts budgeted) x100}	% filled	Director: Management Services	HR statistics on filled and vacant posts	92.08%	92%	92%	G	[D107] Director: Management Services: Target met. (September 2022)		92%	92%	G

TL KPI Number	Strategic Objective	TL KPI Description	Unit of Measurement	Responsible Owner	Source of Evidence	Baseline	1 <sup>st</sup> Quarter ending September 2022 (i.e., 1 July – 30 September 2022)					Overall Performance for Quarter ending 30 September 2022		
							Target	Actual	R	Performance Comment	Corrective Measures	Target	Actual	R
TL23	The provision of democratic, accountable and ethical governance	The number of people from employment equity target groups employed in the three highest levels of management in compliance with a municipality's approved employment equity plan (MPPMR Reg 10 (e))	The number of people from EE target groups employed based on staff mobility	Director: Management Services	Monthly report to respective Directors. Extract from Payday	71	75	70	○	[D65] Senior Manager: Human Resources: 70 People from employment equity target groups employed in the three highest levels of management (July 2022)[D65] Senior Manager: Human Resources: 70 People from employment equity target groups employed in the three highest levels of management (August 2022)[D65] Senior Manager: Human Resources: 70 People from employment equity target	[D65] Senior Manager: Human Resources: In terms of the EEP the number of posts that were filled on the three highest levels of management were 75 at the time and therefore a target of 75 were set. During July month only 70 of these posts were filled at the three highest levels of management. This is not controllable and are affected either by resignations, pension, disability, death etc. (July 2022)[D65] Senior Manager: Human Resources: In	75	70	○

TL KPI Number	Strategic Objective	TL KPI Description	Unit of Measurement	Responsible Owner	Source of Evidence	Baseline	1 <sup>st</sup> Quarter ending September 2022 (i.e., 1 July – 30 September 2022)					Overall Performance for Quarter ending 30 September 2022			
							Target	Actual	R	Performance Comment	Corrective Measures	Target	Actual	R	
											groups employed in the three highest levels of management (September 2022)	terms of the EEP the number of posts that were filled on the three highest levels of management were 75 at the time and therefore a target of 75 were set. During July month only 70 of these posts were filled at the three highest levels of management. This is not controllable and are affected either by resignations, pension, disability, death etc. (August 2022)[D65] Senior Manager: Human Resources: In terms of the EEP the number of posts that were filled on			

TL KPI Number	Strategic Objective	TL KPI Description	Unit of Measurement	Responsible Owner	Source of Evidence	Baseline	1 <sup>st</sup> Quarter ending September 2022 (i.e., 1 July – 30 September 2022)					Overall Performance for Quarter ending 30 September 2022					
							Target	Actual	R	Performance Comment	Corrective Measures	Target	Actual	R			

the three highest levels of management were 75 at the time and therefore a target of 75 were set. During July month only 70 of these posts were filled at the three highest levels of management. This is not controllable and are affected either by resignations, pension, disability, death etc. (September 2022)

TL KPI Number	Strategic Objective	TL KPI Description	Unit of Measurement	Responsible Owner	Source of Evidence	Baseline	1 <sup>st</sup> Quarter ending September 2022 (i.e., 1 July – 30 September 2022)					Overall Performance for Quarter ending 30 September 2022		
							Target	Actual	R	Performance Comment	Corrective Measures	Target	Actual	R
TL13	The provision of democratic, accountable and ethical governance	Financial viability measured in terms of the available cash to cover fixed operating expenditure ((Available cash+ investments)/ Monthly fixed operating expenditure) (MPPMR Reg 10 (g))	Ratio achieved	Director: Finance	Section 71 reports	6.27	0	0	N/A			0	0	N/A
TL14	The provision of democratic, accountable and ethical governance	Financial viability measured in terms of the municipality's ability to meet its service debt obligations ((Total operating revenue-operating grants received)/debt service payments due within the year) (MPPMR Reg 10 (g))	Ratio achieved	Director: Finance	Section 71 reports	23.56	0	0	N/A			0	0	N/A
TL15	The provision of democratic, accountable and ethical governance	Financial viability measured in terms of the outstanding service debtors (Total outstanding service debtors/ revenue received for services) (MPPMR Reg 10 (g))	% achieved	Director: Finance	Section 71 reports	11.37%	0%	0%	N/A			0%	0%	N/A

TL KPI Number	Strategic Objective	TL KPI Description	Unit of Measurement	Responsible Owner	Source of Evidence	Baseline	1 <sup>st</sup> Quarter ending September 2022 (i.e., 1 July – 30 September 2022)					Overall Performance for Quarter ending 30 September 2022		
							Target	Actual	R	Performance Comment	Corrective Measures	Target	Actual	R
TL16	The provision of democratic, accountable and ethical governance	Financial statements submitted to the Auditor-General by end August 2022	Financial statements submitted	Director: Finance	AFS submitted to the AG	1	1	1	G	[D136] Deputy Director: Finance & SCM: Not applicable for the period. (July 2022) [D136] Deputy Director: Finance & SCM: AFS submitted to the AG on 31 August 2022. (August 2022) [D136] Deputy Director: Finance & SCM: Not applicable for the period. (September 2022)		1	1	G
TL17	The provision of democratic, accountable and ethical governance	Submit a reviewed long term financial plan to the CFO by end of October 2022	Reviewed long term financial plan submitted	Director: Finance	Reviewed long term financial plan	1	0	0	N/A			0	0	N/A

TL KPI Number	Strategic Objective	TL KPI Description	Unit of Measurement	Responsible Owner	Source of Evidence	Baseline	1 <sup>st</sup> Quarter ending September 2022 (i.e., 1 July – 30 September 2022)					Overall Performance for Quarter ending 30 September 2022		
							Target	Actual	R	Performance Comment	Corrective Measures	Target	Actual	R
TL32	The provision and maintenance of municipal services	Provision of free basic electricity, refuse removal, sanitation and water in terms of the equitable share requirements (MPPMR Reg 10 (b))	Number of Indigent households	Director: Finance	Monthly summary from the indigent register	7 278	7 300	7 382	G2	[D156] Senior Manager: Revenue: 7 301 Indigent total of 36 073 households (July 2022) [D156] Senior Manager: Revenue: 7 344 Indigent total of 35 930 households (August 2022) [D156] Senior Manager: Revenue: 7 382 Indigent total of 35 932 households (September 2022)	[D156] Senior Manager: Revenue: n/a (July 2022) [D156] Senior Manager: Revenue: n/a (August 2022) [D156] Senior Manager: Revenue: n/a (September 2022)	7 300	7 382	G2
TL37	The provision of democratic, accountable and ethical governance	Achieve a debt recovery rate not less than 98% (Receipts/total billed for the 12-month period x 100)	% Recovered	Director: Finance	Calculation of 12 month rolling average	100.15%	98%	100.14%	G2	[D188] Director: Finance: Met KPI of July 2022 (July 2022) [D188] Director: Finance: KPI MET FOR AUGUST 2022. (August 2022) [D188]		98%	100.14%	G2

TL KPI Number	Strategic Objective	TL KPI Description	Unit of Measurement	Responsible Owner	Source of Evidence	Baseline	1 <sup>st</sup> Quarter ending September 2022 (i.e., 1 July – 30 September 2022)					Overall Performance for Quarter ending 30 September 2022		
							Target	Actual	R	Performance Comment	Corrective Measures	Target	Actual	R
										Director: Finance: KPI MET FOR SEPTEMBER 2022 (September 2022)				

### Protection Services

TL KPI Number	Strategic Objective	TL KPI Description	Unit of Measurement	Responsible Owner	Source of Evidence	Baseline	1 <sup>st</sup> Quarter ending September 2022 (i.e., 1 July – 30 September 2022)					Overall Performance for Quarter ending 30 September 2022		
							Target	Actual	R	Performance Comment	Corrective Measures	Target	Actual	R
TL24	The creation and maintenance of a safe and healthy environment	Annually review and submit the draft Disaster Management Plan to Council by the end of March	Reviewed plan submitted	Director: Protection Services	Council minutes noting the draft Reviewed Disaster	1	0	0	N/A			0	0	N/A

TL KPI Number	Strategic Objective	TL KPI Description	Unit of Measurement	Responsible Owner	Source of Evidence	Baseline	1 <sup>st</sup> Quarter ending September 2022 (i.e., 1 July – 30 September 2022)					Overall Performance for Quarter ending 30 September 2022		
							Target	Actual	R	Performance Comment	Corrective Measures	Target	Actual	R
					Management Plan									
TL25	The creation and maintenance of a safe and healthy environment	Arrange public awareness sessions on Protection Services	Number of sessions held	Director: Protection Services	Quarterly statistical report	103	15	31	B	[D235] Director: Protection Services: 31 Awareness's conducted for the period: July- Sept 2022 (September 2022)		15	31	B
TL26	The creation and maintenance of a safe and healthy environment	Collect R20,000,000 Public Safety Income by 30 June 2023 (Actual revenue, excluding the fine impairment amount)	R-value of public safety collected income	Director: Protection Services	SAMRAS report and Journal for fines impairment	R0.00	R5 000 000.00	R4 139 618.00	O	[D236] Director: Protection Services: Target almost met (September 2022)	[D236] Director: Protection Services: Collecting of income improve in 2nd quarter (September 2022)	R5 000 000.00	R4 139 618.00	O

TL KPI Number	Strategic Objective	TL KPI Description	Unit of Measurement	Responsible Owner	Source of Evidence	Baseline	1 <sup>st</sup> Quarter ending September 2022 (i.e., 1 July – 30 September 2022)					Overall Performance for Quarter ending 30 September 2022		
							Target	Actual	R	Performance Comment	Corrective Measures	Target	Actual	R
TL1	The provision and maintenance of municipal services	100% of the operational conditional grant (Libraries & CDW's) spent (Actual expenditure divided by the total grant received)	% of total conditional operational grants spent (Libraries & CDW's)	Director: Community Services	Year to date expenses (SAMRAS report)	100%	20%	25%	G2	[D345] Director: Community Services: KPI Well Met (September 2022)		20%	25%	G2
TL2	The provision and maintenance of municipal services	m <sup>2</sup> of roads patched and resealed according to Pavement Management System within available budget	m <sup>2</sup> of roads patched and resealed	Director: Community Services	Consultants reseal statistical report	105 067	0	0	N/A			0	0	N/A
TL5	The provision and maintenance of municipal services	Limit unaccounted water to less than 26% {(Number of kilolitre water purified - Number of kilolitre water sold)/Number of kilolitre purified x 100}	% of water unaccounted for	Director: Community Services	Consolidated report_ SAMRAS (DB4) GFS and Infrastructure (water purified)	28.26%	0%	0%	N/A			0%	0%	N/A
TL6	The encouragement of structured community participation in the matters of the municipality	Ward committee meetings held to facilitate consistent and regular communication with residents	Number of ward committee meetings per annum	Director: Community Services	Minutes of the ward committee meetings held	78	14	28	B	[D348] Director: Community Services: KPI Met (August 2022) [D348] Director: Community Services: KPI Extremely Well Met (September 2022)		14	28	B

TL KPI Number	Strategic Objective	TL KPI Description	Unit of Measurement	Responsible Owner	Source of Evidence	Baseline	1 <sup>st</sup> Quarter ending September 2022 (i.e., 1 July – 30 September 2022)					Overall Performance for Quarter ending 30 September 2022		
							Target	Actual	R	Performance Comment	Corrective Measures	Target	Actual	R
TL27	The provision and maintenance of municipal services	Provision of water to informal households (excluding invaded state owned land and private land) based on the standard of 1 water point to 25 households (MPPMR Reg 10 (a))	The number of taps installed in relation to the number of informal households (excluding invaded land unsuitable for housing and private land)	Director: Community Services	Annual report from Housing Department indicating the number of informal households (excluding invaded land unsuitable for housing and private land). Report on the GPS coordinates on the number of taps to informal households (excluding invaded land unsuitable for housing and private land)	341	0	0	N/A			0	0	N/A
TL28	The provision and maintenance of municipal services	Provision of cleaned piped water to all formal households within 200 m from households (MPPMR Reg 10 (a))	No of formal households that meet agreed service standards for piped water	Director: Community Services	Yearly statistics provided by finance department (SAMRAS)	30 111	0	0	N/A			0	0	N/A
TL29	The provision and maintenance of municipal services	Provision of refuse removal, refuse dumps and solid waste disposal to all formal households at least once a week (A household is defined as a residential unit billed for	Number of formal households for which refuse is removed at	Director: Community Services	Yearly statistics provided by finance department (SAMRAS)	33 895	0	0	N/A			0	0	N/A

TL KPI Number	Strategic Objective	TL KPI Description	Unit of Measurement	Responsible Owner	Source of Evidence	Baseline	1 <sup>st</sup> Quarter ending September 2022 (i.e., 1 July – 30 September 2022)					Overall Performance for Quarter ending 30 September 2022		
							Target	Actual	R	Performance Comment	Corrective Measures	Target	Actual	R
		the particular services rendered by way of the financial system (SAMRAS)) (MPPMR Reg 10 (a))	least once a week											
TL30	The provision and maintenance of municipal services	Provision of refuse removal, refuse dumps and solid waste disposal to all informal households at least once a week (MPPMR Reg 10 (a))	Number of weekly removal of refuse in informal households (Once per week = 52 weeks per annum	Director: Community Services	Bi- annual eMIS report on the weekly refuse removal.	53	0	0	N/A			0	0	N/A
TL34	The provision and maintenance of municipal services	The provision of sanitation services to informal households (excluding invaded state owned land and private land) based on the standard of 1 toilet to 5 households (MPPMR Reg 10 (a))	The number of toilet structures provided in relation to the number of informal households (excluding invaded land unsuitable for housing and private land)	Director: Community Services	Annual report from Housing Department indicating the number of informal households (excluding invaded land unsuitable for housing and private land). Report on the GPS coordinates for the number of the toilets to informal households (excluding invaded land unsuitable for	934	0	0	N/A			0	0	N/A

TL KPI Number	Strategic Objective	TL KPI Description	Unit of Measurement	Responsible Owner	Source of Evidence	Baseline	1 <sup>st</sup> Quarter ending September 2022 (i.e., 1 July – 30 September 2022)					Overall Performance for Quarter ending 30 September 2022		
							Target	Actual	R	Performance Comment	Corrective Measures	Target	Actual	R
					housing and private land)									
TL35	The provision and maintenance of municipal services	Provision of sanitation services to formal residential households (A household is defined as a residential unit billed for the particular services rendered by way of the financial system (SAMRAS)) (MPPMR Reg 10 (a))	No of formal residential households which are billed for sewerage in accordance to the SAMRAS financial system	Director: Community Services	Yearly statistics provided by the Department of Finance	30 420	0	0	N/A			0	0	N/A

TL KPI Number	Strategic Objective	TL KPI Description	Unit of Measurement	Responsible Owner	Source of Evidence	Baseline	1 <sup>st</sup> Quarter ending September 2022 (i.e., 1 July – 30 September 2022)					Overall Performance for Quarter ending 30 September 2022		
							Target	Actual	R	Performance Comment	Corrective Measures	Target	Actual	R
TL43	The provision and maintenance of municipal services	Provision of water to informal households on invaded land with available funding (Land Invasion refers to the illegal occupation of land, with the intention of establishing dwellings / a settlement upon it. An invasion may be by one individual or by hundreds of households).	The number of taps installed for informal households on invaded land with available funding	Director: Community Services	Report on the GPS coordinates on the number of taps installed for informal households on invaded land	80	0	0	N/A			0	0	N/A
TL44	The provision and maintenance of municipal services	The provision of sanitation services to informal households on invaded land with available funding (Land Invasion refers to the illegal occupation of land, with the intention of establishing dwellings / a settlement upon it. An invasion may be by one individual or by hundreds of households).	The number of toilets provided for informal households on invaded land with available funding	Director: Community Services	Report on the GPS coordinates for the number of toilets provided for informal households on invaded land	139	0	0	N/A			0	0	N/A

TL KPI Number	Strategic Objective	TL KPI Description	Unit of Measurement	Responsible Owner	Source of Evidence	Baseline	1 <sup>st</sup> Quarter ending September 2022 (i.e., 1 July – 30 September 2022)					Overall Performance for Quarter ending 30 September 2022		
							Target	Actual	R	Performance Comment	Corrective Measures	Target	Actual	R
TL3	The provision and maintenance of municipal services	Quality of effluent comply 80% with general or special limit in terms of the Water Act (Act 36 of 1998)	% compliance	Director: Infrastructure & Planning	Report from Directorate Infrastructure (WSA) compiled from independent laboratory test results	79.16%	80%	80.51%	G2			80%	80.51%	G2
TL4	The provision and maintenance of municipal services	Quality of potable water comply 98% with SANS 241	% compliance with SANS 241	Director: Infrastructure & Planning	Independent Laboratory test result	98.83%	98%	96.43%	O	[D408] Deputy Director: Engineering Planning: Failure of a concrete floor at the Buffelsrivier WTW caused the filters to be bypassed temporarily. No treatment system currently in place at Buffeljagsbaai to remove salts from the brackish water. (September 2022)	[D408] Deputy Director: Engineering Planning: Temporary repair work was completed at Buffelsrivier WTW. Refurbishment of the plant is included in future budgets. (September 2022)	98%	96.43%	O

TL KPI Number	Strategic Objective	TL KPI Description	Unit of Measurement	Responsible Owner	Source of Evidence	Baseline	1 <sup>st</sup> Quarter ending September 2022 (i.e., 1 July – 30 September 2022)					Overall Performance for Quarter ending 30 September 2022		
							Target	Actual	R	Performance Comment	Corrective Measures	Target	Actual	R
TL18	The provision and maintenance of municipal services	Limit electricity losses to 7% or less {(Number of Electricity Units Purchased - Number of Electricity Units Sold) / Number of Electricity Units Purchased and/or Generated) × 100}	% of electricity unaccounted for	Director: Infrastructure & Planning	Electricity losses Excel spreadsheet from Manager: Costing and Reports in Finance Directorate	7.35%	0%	0%	N/A			0%	0%	N/A
TL19	The provision and maintenance of municipal services	Report on the implementation of the Water Service Development plan annually by the end of October	Report submitted	Director: Infrastructure & Planning	Letter of submission of Water Services Audit to DWS	1	0	0	N/A			0	0	N/A
TL31	The provision and maintenance of municipal services	Provision of Electricity: Number of metered electrical connections in formal areas (Eskom Areas excluded) (Definition: Refers to residential households (RE) and pensioners (PR) as per Finance departments billed households) (MPPMR Reg 10 (a))	Number of formal households that meet agreed service standards	Director: Infrastructure & Planning	Based on number of households billed by department of finance	21 914	0	0	N/A			0	0	N/A
TL36	The provision and maintenance of municipal services	100% of the Municipal Infrastructure Grant (MIG) spent by 30 June 2023 (Actual MIG expenditure/Allocation received)	% expenditure of allocated MIG funds	Director: Infrastructure & Planning	Monthly MIG report	100%	5%	20.42%	B	[D412] Director: Infrastructure & Planning: Target met (September 2022)		5%	20.42%	B

## Economic &amp; Social Development &amp; Tourism

TL KPI Number	Strategic Objective	TL KPI Description	Unit of Measurement	Responsible Owner	Source of Evidence	Baseline	1 <sup>st</sup> Quarter ending September 2022 (i.e., 1 July – 30 September 2022)					Overall Performance for Quarter ending 30 September 2022		
							Target	Actual	R	Performance Comment	Corrective Measures	Target	Actual	R
TL8	The promotion of tourism, economic and social development	Submit monthly update reports on LED , Social Development and Tourism initiatives to Portfolio Committee	Number of monthly update reports on LED, Social Development and Tourism initiatives submitted	Director: Economic and Social Development	Portfolio meeting minutes	3	3	0	R	[D424] Director: Economic and Social Development: Target not met (July 2022) [D424] Director: Economic and Social Development: Target not met. (August 2022) [D424] Director: Economic and Social Development: Target not met. (September 2022)	[D424] Director: Economic and Social Development: Directorate reports are submitted to the Portfolio Committee on a quarterly basis. (August 2022) [D424] Director: Economic and Social Development: Request for revision of KPI will be sent the Strategic Service Dept in Q2. Reporting frequency to be changed from monthly to quarterly. (September 2022)	3	0	R

TL KPI Number	Strategic Objective	TL KPI Description	Unit of Measurement	Responsible Owner	Source of Evidence	Baseline	1 <sup>st</sup> Quarter ending September 2022 (i.e., 1 July – 30 September 2022)					Overall Performance for Quarter ending 30 September 2022		
							Target	Actual	R	Performance Comment	Corrective Measures	Target	Actual	R
TL9	The promotion of tourism, economic and social development	Managers LED, Social Development and Tourism report on the hosting of at least two joint mobile Thusong outreach during the 2022/23 financial year to the Director Economic and Social Development and Tourism	Report on the mobile Thusong outreach programme	Director: Economic and Social Development	Report on the mobile Thusong outreach programme	0	0	0	N/A			0	0	N/A
TL10	The promotion of tourism, economic and social development	Support 180 SMME's in terms of the SMME Development Programme by 30 June 2023	Number of SMME's supported	Director: Economic and Social Development	Internally verified list of SMME'S supported	172	0	0	N/A			0	0	N/A
TL11	The promotion of tourism, economic and social development	Report on projects/ initiatives in collaboration with other stakeholders for local economic development, social development and tourism	Number of projects / initiatives collaborated on	Director: Economic and Social Development	Letter of intent / memo/ emails/ Signed MOU's where applicable	13	7	11	B	[D433] Manager: LED: Emails of intent attached and one to DEL with pending confirmation in writing but confirmed telephonically (September 2022) [D434] Manager: Social Development: Stanford Youth Outreach in collaboration		7	11	B

TL KPI Number	Strategic Objective	TL KPI Description	Unit of Measurement	Responsible Owner	Source of Evidence	Baseline	1 <sup>st</sup> Quarter ending September 2022 (i.e., 1 July – 30 September 2022)					Overall Performance for Quarter ending 30 September 2022		
							Target	Actual	R	Performance Comment	Corrective Measures	Target	Actual	R
											with the Department of Agriculture (August 2022) [D434] Manager: Social Development: Collaborated with Working on Fire and Enlighten Education to deliver a fire safety workshop to 30 people from ECD's (September 2022) [D454] Manager: Tourism: Target exceeded. (September 2022)			

TL KPI Number	Strategic Objective	TL KPI Description	Unit of Measurement	Responsible Owner	Source of Evidence	Baseline	1 <sup>st</sup> Quarter ending September 2022 (i.e., 1 July – 30 September 2022)					Overall Performance for Quarter ending 30 September 2022		
							Target	Actual	R	Performance Comment	Corrective Measures	Target	Actual	R
TL12	The promotion of tourism, economic and social development	The number of job opportunities created through the EPWP programme and as per set targets (business plan as per grant agreement - FTE's, translates to 1300 work opportunities) (MPPMR Reg 10 (d))	Number of temporary jobs created	Director: Economic and Social Development	Internally verified list of beneficiaries appointed	1 238	0	0	N/A			0	0	N/A
TL38	The promotion of tourism, economic and social development	Support 70 SMME's in terms of the Emerging Contractor Development Programme by 30 June 2023	Number of Emerging Contractors supported	Director: Economic and Social Development	Internally verified list of small contractors supported/ Letters of engagement	65	0	0	N/A			0	0	N/A

**RECOMMENDATION TO THE COUNCIL:**

that the content of the report for the first quarter of the 2022/23 financial year on the top-level Service Delivery and Budget Implementation Plan **be noted**.

**ANNEXURE B****EXECUTIVE MAYOR'S SPECIAL FUND****Status report in terms of paragraph 7 of the policy**

The Executive Mayor must report to Council on a quarterly basis in respect of the status of the Fund, including amounts withdrawn, the names of the beneficiaries and any donations received.

<b>Opening Balance 01/07/2022</b>		<b>R14 178.89</b>
<b>Add: Overstrand Budget Allocation 2022/2023</b>		<b>R0.00</b>
<b>Donations received:</b>		
Quarter 1	Donations received - B/Bay Fire	50.00
Quarter 2		
Quarter 3		
Quarter 4		
		<b>R50.00</b>
<b>Amount withdrawn:</b>		
Quarter 1	ZW Boys Chior Uniforms	-3 643.10
Quarter 2		
Quarter 3		
Quarter 4		
		<b>-R3 643.10</b>
<b>Closing Balance 30 September 2022</b>		<b><u><u>R10 585.79</u></u></b>

**OVERSTRAND MUNICIPALITY - REPORTING ON THE MUNICIPAL COST CONTAINMENT REGULATIONS, 2019**  
**SEPTEMBER 2022**

**Council is herewith informed of the status regarding implementation of the Cost Containment Regulations**

The Municipal Cost Containment Regulations were published on 07 June 2019, with effective date 01 July 2019.

The previous reports to Council (June 2019) addressed the administrative process in anticipation of the regulations. These considerations were based on MFMA Circular No. 82 Cost Containment Measures (Updated November 2016).

Subsequent to the regulations being gazetted, National Treasury issued MFMA Circular No 97 - Cost Containment Measures on 31 July 2019. This circular advises regarding proposed formats for reporting on budgets, expenditure and savings as addressed in the regulations.

Save for revised input pertaining to the consideration of Public Transport in Regulation 7(6)(b), included in changes as approved by council to the Overstrand Travel & Subsistence Policy in consideration of Public Transport, the bulk of the cost containment measures have been captured in various of our Budget related Council Policies. The before-mentioned been considered and updated with the annual revision of policies. The Overstrand Cost Containment Policy was approved by Council on 27 May 2020.

Of importance to note is that the Budget Steering Committee gave effect to stringent cost containment restrictions over the past three years, in terms of the budget policy guidance, to advise Council in this regard.

Templates have furthermore been implemented to guide decision making regarding use of consultants and feasibility considerations.

The administration gave further effect in implementing the regulations and this is being attended to on a continuous basis, applying the stipulations of Budget directives and Budget related policies.

---

## ANNEXURE C 2/3

**Cost Containment In-Year Report (\*\* IMPORTANT - Please note that the unspent amounts will be indicated under savings for the year after Q4, in view of the comments relating to Q1, Q2 and Q3, which state as follows (refer below):**

*“Overstrand Municipality does not budget to create savings. 2. Cost containment considerations implemented multiple budget periods ago. 3.Guiding Templates implemented”*)

	Budget	Q1 (Actual)	Q2 (Actual)	Q3 (Actual)	Q4 (Actual)	Savings
Measures	<u>R</u>	<u>R</u>	<u>R</u>	<u>R</u>	<u>R</u>	<u>R</u>
Use of Consultants	45 232 860	5 787 810				1. Overstrand Municipality does not budget to create savings. 2. Cost containment considerations implemented multiple budget periods ago. 3.Guiding Templates implemented
Vehicles used for political office-bearers	0	0	0	0	0	No Vehicles purchased or planned to purchase vehicles for this purpose in current financial period.
Travel & subsistence: (Please note that deviations from Budgeted amounts also relate to the new normal in terms of scaled down traveling due to virtual meetings, inclusive of a decrease in accommodation costs, Registration Fees w.r.t. conferences, etc.)	681 647	132 511				1. Overstrand Municipality does not budget to create savings. 2. Cost containment considerations implemented multiple budget periods ago. 3.Guiding Templates implemented
Domestic accommodation: (Please note that deviations from Budgeted amounts also relate to the new normal in terms of scaled down traveling due to virtual meetings, inclusive of a decrease in accommodation costs, Registration Fees w.r.t. conferences, etc.)	356 696	47 674				1. Overstrand Municipality does not budget to create savings. 2. Cost containment considerations implemented multiple budget periods ago. 3.Guiding Templates implemented

## ANNEXURE C 3/3

Sponsorships, events and catering	1 272 181	265 267				1. Overstrand Municipality does not budget to create savings. 2. Cost containment considerations implemented multiple budget periods ago. 3.Guiding Templates implemented
Communication	7 264 541	603 561				1. Overstrand Municipality does not budget to create savings. 2. Cost containment considerations implemented multiple budget periods ago. 3.Guiding Templates implemented
Other related expenditure items	0	0	0	0	0	1. Overstrand Municipality does not budget to create savings. 2. Cost containment considerations implemented multiple budget periods ago. 3.Guiding Templates implemented
<b>Total</b>	<b>54 807 925</b>	<b>6 836 823</b>				

**MUNICIPAL REGULATIONS ON A STANDARD CHART OF ACCOUNTS (mSCOA):  
POST IMPLEMENTATION STATUS OF mSCOA PROJECT – SEPTEMBER 2022**

---

**1. Executive Summary**

**The purpose of this submission to Council is to:**

1. Inform Council on specific initiatives to date by National Treasury to enable a full and complete understanding of the scope and extent of the SCOA implementation as applicable to all municipalities and municipal entities;
2. Report to Council on progress made to date with the implementation of mSCOA at the Overstrand Municipality since the previous report to Council.
3. Maintain an on-going awareness of specific mSCOA initiatives in the Overstrand Municipality; and
4. Considerations on the way forward with the core financial system, being Samras Classic, currently in use by the Overstrand Municipality.

A comprehensive supplementary report in this regard, providing the necessary detail with regard to background and historic information over the past number of years for this National Treasury project, was also included previously (up to 31 December 2019), as part of the reporting to Council.

**2. Updated status – September 2022 (Quarter 1)**

A two-person delegation from the service provider (Solvem) made an on-site courtesy visit on 12 September 2022 and general systems information and incidents logs status were discussed and reviewed. Overstrand will continue to monitor progress with reference to implementation, especially relating to the client-wide implementation of the Expenditure/SCM module.

Challenges were experienced with the August 2022 reporting cycle system information extracts and reports, and although the incidents were logged timeously with the service provider, the issues were only resolved after the reporting due dates. A report on the system failure was requested from the service provider, and submitted to Provincial Treasury in response to an official enquiry by them.

The next Usergroup meeting is scheduled for 20 October 2022, and Council will be updated in the next quarterly report, as applicable.

**National Treasury budgetary mSOCA guidance / communications:**

The absence of any clear direction from National Treasury in terms of the anticipated outcome of the mSCOA systems audits as previously communicated, inclusive of National Treasury's envisaged transversal tender process and specifications, compounded challenges for municipalities. NT did not share any further information regarding the mentioned audits and confirmed in MFMA Budget Circular No. 112 (6 Dec 2021) the following: "However, should a municipality need to procure a new financial system, they must follow the processes set out in the MFMA read together with the Municipal Supply Chain Management Regulations and MFMA Budget Circulars No. 93, 98 and mSCOA Circulars No 5 and 6. In addition, National Treasury has not accredited

any of the municipal financial systems available in the market and this should therefore not be advertised as a requirement in municipal tender documents.

National and Provincial Treasuries held extensive engagements with key system providers during which the system functionality on the following were demonstrated: IDP and budget, supply chain management (SCM), asset management, annual financial statements, revenue management, cash flow and period control. These engagements provided National and Provincial Treasuries with an understanding of what functionality is available on each system and what the key system related challenges are.”

The following was furthermore stated: “Municipalities that procured systems through the RT25-2016 transversal tender must approach the market to procure a new service provider for system support and maintenance. Due to the high financial investment in procuring financial systems, it is not cost effective to change financial systems every 3 to 5 years. Also, the expiry of the SLA does not necessitate the procurement of a new financial system - unless the system that is being used is not complying with the required business processes and system specifications.” From before-mentioned it can be derived that NT will not provide for any further communication to Local Government with regard to the before-mentioned release of audit results to assist municipalities with the outcome of their process in this regard. It is rather stated in the circular again that “It should be emphasised that the onus to ensure compliance with the mSCOA Regulations and minimum system specifications as per MFMA Circular No. 80 and its Annexure B rests with the municipality and not the system vendor. Municipalities should ensure that they budget sufficiently to become and remain mSCOA compliant.”

National Treasury issued the following Circulars and guidance relating to mSCOA from December 2021 to March 2022:

- i. Municipal Budget Circular (No 112) for the 2022/23 MTREF - 04 December 2021;
- ii. Municipal Budget Circular (No 115) for the 2022/23 MTREF - 04 March 2022.;

The Draft and Final budgets were compiled according to the latest chart available on the financial system:

- mSCOA Segment Detail – (Final Version 6.6 – 6 Dec 2021) for implementation 2022/22
- mSCOA Segment Detail – (6.6.1. Patch to Version 6.6 – 4 Mar 2022) for implementation 2022/23

It was furthermore now advised in the Budget Circular for this draft budget cycle (No 112): “That the credibility of the mSCOA data strings remains a concern although we have observed a marked improvement in some areas. At the core of the problem is:

- The incorrect use of the mSCOA chart and segments, balance sheet budgeting, movement accounting and basic municipal accounting practices by municipalities;
- Some municipalities are not budgeting, transacting and reporting directly in/ from their core financial systems; have not purchased all the modules of the core financial system or have not upgraded to the Enterprise Resource Planning (ERP) (mSCOA enabling) version of their financial systems;

- A number of municipalities are still transacting on their legacy systems that are not the functionality of their financial systems, while they are paying for maintenance and support for the mSCOA enabling system that was procured. This constitute fruitless and wasteful expenditure; and
- Municipalities are not locking their adopted budgets and their financial systems at month-end to ensure prudent financial management. To enforce municipalities to lock their budgets and close their financial system at month-end in 2022/23, the Local Government Database and Reporting System will lock all submission periods within the reporting period at the end of each quarter. The published period will NOT be opened again to ensure consistency between publications. System vendors were also requested to build this functionality into their municipal financial systems.

Municipalities should refer to the guidance provided in the mSCOA circulars issued by the National Treasury to classify their transactions correctly.”

Section 5.3 of the circular also addresses the Regulation of Minimum Business Processes and System Specifications as follows:

“One of the key objectives of the mSCOA reform is to ensure that municipalities are planning, budgeting, transacting and reporting directly on and from integrated ERP systems to have one version of the truth in terms of the reported financial performance. The manual correction of data strings by municipal officials or system vendors are not allowed in terms of the mSCOA Regulations.

All municipalities and municipal entities had to comply with the mSCOA Regulations by 1 July 2017. MFMA Circular No. 80 (Annexure B) provided guidance on the minimum business processes and system specifications for all categories of municipalities (A, B and C). A number of Regulations and best practices as per the MFMA Circulars have been introduced since the issuing of MFMA Circular No. 80 in 2016.

The National Treasury will expand and regulate the business processes and system specifications in 2022/23 to these new developments. If your municipality has not yet achieved the minimum required level of mSCOA implementation, then a detailed action plan (road map) must be developed to indicate how the municipality will fast track the implementation of mSCOA.”

The Overstrand mSCOA Committee will at all times consider the appropriate approach in ensuring that the municipality will not be exposed to risk from either an operational-and/or monetary perspective in this regard, this also in accordance with previous confirmations in this regard.

### **3. SAMRAS Usergroup Workshops & Meetings:**

The service provider of the SAMRAS system (Solvem) arranged for 2 day-sessions Tuesday 7 June 2022 to Wednesday 8 June 2022 to assist them in testing the development of modules up to date, indicating that they are looking forward to getting the best out of the training and workshop sessions to improve their product and user experience.

The two days were followed by the quarterly Usergroup meeting on 9 June 2022.

The following status reported on for Quarter 3 thus still applies –

*“The service provider is still in process of continuous development of the Web system modules, with ongoing efforts to migrate West Coast District Municipality, Stellenbosch Municipality, George Municipality, Breede Valley Municipality and Bitou Municipality among other, starting with the initial steps (organogram, commodity codes, contract management data), in preparing (municipalities at various stages currently) for the roll-out of primarily the SCM web module, as the new version to replace the current classic version of the system ultimately.”*

The municipality is awaiting feedback from the service provider with regard to the testing of the Organogram functionality, a prerequisite for any other modules to be implemented in the web.

Previous SOLVEM SAMRAS Usergroup workshop and Usergroup meeting took place as a hybrid virtual/physical sessions on 3 - 4 November 2021.

The service provider is still in process of continuous development of the Web system modules, with ongoing efforts to migrate West Coast District Municipality, Stellenbosch Municipality, George Municipality, Breede Valley Municipality and Bitou Municipality among other, starting with the initial steps (organogram, commodity codes, contract management data), in preparing (municipalities at various stages currently) for the roll-out of primarily the SCM web module, as the new version to replace the current classic version of the system ultimately. On request of Overstrand Municipality to view a demo of the Asset Register, the municipality was advised that the web version is not ready yet. This is regarded as one of the critical considerations of a desirable The next SAMRAS Usergroup workshop and Usergroup meetings scheduled for March 2022 were postponed on request of the service provider, to April 2022.

The necessary evidence and confirmation required, confirming that the service provider is in a position to provide the required resources is currently considered by the Overstrand mSCOA / conversion committee. Before-mentioned, inclusive of an updated and detailed project plan for a viable migration process, with regard to the SCM module to the web-based platform identified by SAMRAS as a critical priority, and during 2021 listed for actioning in the third quarter of the 2021/2022 financial year. The municipality is however currently aware of one municipality where this module has been implemented and functional, though not representing the complete supply chain management functionality and workflow areas representative of formal procurement processes. During the next quarter (Apr 2022 onwards) a site visit to a municipality, who will be able to demonstrate the functionality of the implementation in the production environment, is envisaged.

It is again confirmed that the administration will consider the appropriate approach in ensuring that the municipality will not be exposed to risk from either an operational-and/or monetary perspective in this regard. As stated in previous reporting, the status as at 31 December 2021 remains the same with regard to the absence of any clear direction from National Treasury in terms of the outcome of systems audits.

The mSCOA committee currently follows a process of monitoring progress with regard to before-mentioned development and implementation of web-based modules at sites

as we become aware of information. Assurance of successful implementation of web-based modules is regarded as a pre-requisite for embarking on implementation of these modules.

Matters regarded of importance and impacting on the Overstrand contract, service rendering levels, etc will be reported to Council, with the continuation of quarterly reports as part of the Budget Report, due to the process currently still not leading to a close-out report in the current financial period.

#### 4. Previous quarter/historic status up to December 2021

mSCOA Project Governance and Management: Solvem (previously Bytes Systems Integration) and engagements with regard to the Samras Financial System)

It was reported to Council (Dec 2020, Quarter 2) that Overstrand Municipality received correspondence on 31 December 2020 from the service provider (Bytes Systems Integration) for the financial system currently in use (SAMRAS), inclusive of the following notification as corresponded to National Treasury:

*“this letter serves to advise that the service provider for the SAMRAS system has changed from Altron TMT (Pty) Ltd to Solvem Consulting (Pty) Ltd. The effective date of the business transfer is the 1 December 2020. The transfer of the resources will be the 1 January 2021. The SAMRAS product and service offerings remain the same. The full resource team transfers in a section 197 process and hence continuity of service will be uninterrupted to our current clients.”*

It was also confirmed that this development will be closely monitored and any important matters impacting on the Overstrand contract, service rendering levels, etc. will be reported to Council, with the continuation of this quarterly report, due to the process still not leading to a close-out report in the near future.

The feedback provided to municipalities a year ago (March 2021) focused on the continuous development of the Web system modules and importantly, efforts currently with regard to the gradual migration of West Coast District Municipality, Stellenbosch Municipality, and lately George Municipality, in particular to the web modules. Progress with these efforts are currently at various stages, which could not be established as completed migration processes from the classic environment to the web. Other instances of municipalities involved and the extent of these municipal sites where specific web module testing is currently underway, or planning processes could not be established during these workshops and the usergroup meeting on the 4th of March 2021, to provide the necessary evidence and confirmation that the service provider is currently in a position to provide the required resources and detailed project plan for a viable migration process with regard to any substantial module or section of a module, to the web-based platform.

The service provider provided the following feedback in terms of further development of web modules attended to, since the previous usergroup meeting towards the end of 2020, up to the end of February 2021:



The Overstrand mSCOA Committee awaited detailed information requested from the service provider, in order to consider the appropriate approach in ensuring that the municipality will not be exposed to risk from either an operational- and/or monetary perspective.

### **mSCOA Circulars**

*The inclusion of the following reference with regard to most recent mSCOA circulars in the past 2 years aims to provide Council with an overview of progress made by National Treasury in the roll-out of the mSCOA Regulation thus far -*

*Municipal SCOA Circular No. 7 - 02 March 2020: Guide on Construction Work in Progress (CWIP)*

The principles stated in this circular were implemented during the 2019/2020 General Adjustments Budget, which served before Council on 26 February 2020 and was carried forward into the 2020/2021 Budget Cycle

*Municipal SCOA Circular No. 8 - 24 April 2020: Guidance on Virement Policies for Municipalities*

The guidance in this circular already forms an integral part of Overstrand municipality's Virement Policy.

*Municipal SCOA Circular No. 9 - 09 June 2020: Reporting on COVID-19 using the mSCOA chart*

The principle of Typical Workstream Projects relating to COVID-19 was implemented for the Special Adjustments Budget in June 2020, notwithstanding that this circular was issued on the same day that the Special Adjustments Budget was submitted to be tabled in Council.

*Municipal SCOA Circular No. 10 – 14 October 2020: Cash Flow Guidance*

This circular is to provide further guidance to municipalities on the correct use of the municipal standard chart of accounts (mSCOA) data strings to populate the cash flows tables in Schedules A, B and C of the Municipal Budget Reporting Regulations (MBRR). To ensure that the MBRR cash flow tables (A7, SA30, B7 and C7) are linked correctly to the mSCOA data strings.

National Treasury corrected the linkages in the segment item: asset and liabilities.

*Municipal SCOA Circular No. 11 – 4 December 2020: Guidance on the use of the Fund Segment*

The purpose of this circular is to provide guidance to municipalities on the use of the Fund segment.

Following the guidance provided in Circular 10, the following cash flow issues still had to be corrected and/or clarified:

- The recording of unallocated deposits;
- The duplication of capital assets other expenditure (trade and other payables – payables and accruals);
- The linking of construction Work-In-Progress (CWIP) to capital assets in Table A9 of the A1 Schedule;
- The linking of advance payments and retentions to the cash flow tables;
- The distinction of and payment between Inventory, Contracted Services and Other Expenditure line items not specifically listed under Liabilities in the mSCOA chart; and
- The linking of Income tax receivable, Income tax payables, Value Added Tax (VAT) receivable, VAT payable, Accrued interest on receivables to cash flow/payments.

*Municipal SCOA Circular No. 12 – 01 October 2021: Guidance on Value Added Tax (VAT)*

The purpose of this circular is to provide guidance to municipalities on how to budget, transact and report for Value Added Tax (VAT) using the Municipal Standard Chart of Accounts (mSCOA) chart.

The following guidance is provided in Circular 12:

- When municipalities prepare their MTREF budgets, it must be exclusive of VAT and therefore the regulated budget Tables A4 and A5 must be VAT exclusive.
  - It should also be noted that the accounts for Input and Output Tax on the mSCOA chart is named Input and Output VAT and irrecoverable debt is referred to as bad debt. Therefore, where reference is made to the VAT accounts in the chart in the examples used to explain the VAT transactions, Input and Output VAT and bad debt is used as per the mSCOA chart.
  - These discrepancies in the terminology will be corrected in version 6.6 of the chart.
-